



design the way it should be

A detailed 3D CAD model of a snowmobile is shown in a semi-transparent, exploded view. The model is primarily black and red, with various mechanical components like the engine, suspension, and skis visible. It is set against a background of a snowy mountain range under a cloudy sky. The model includes several alphanumeric labels: "PS", "COMB", "179372_REAR SUS ASM", "27 03", and "1000-AUTO 12000 MeHz".

CREO DESIGN ESSENTIALS

YOU DESERVE MORE IN YOUR 3D CAD PACKAGE AND CREO DESIGN ESSENTIALS DELIVERS. WELCOME TO THE NEW INDUSTRY STANDARD, WITH MORE CAPABILITIES IN EVERY SEAT, OUT OF THE BOX. WITH CREO DESIGN ESSENTIALS, YOU'LL BE ABLE TO STAY AHEAD OF THE COMPETITION BY BUILDING MORE INNOVATIVE PRODUCTS FASTER AND AT LESS COST. DESIGN THE PRODUCTS OF THE FUTURE, TODAY WITH CREO DESIGN ESSENTIALS.





CORE 3D CAD

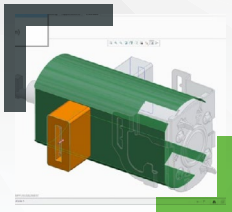


The most robust set of 3D CAD capabilities:

- 3D Part & Assembly Design
- Automatic 2D Drawing Creation
- Parametric & Freestyle Surfacing
- Assembly Management & Performance
- Sheet Metal Design
- Mechanism Design
- Plastic Part Design
- Direct Modeling (Flexible Modeling)
- Additive Manufacturing
- Augmented Reality



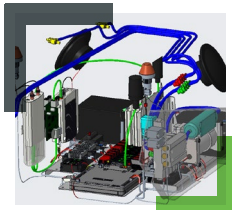
ADDITIONAL CAPABILITIES >>>



Multi-CAD Collaboration

Seamlessly integrate and work with data from SolidWorks and Autodesk Inventor:

- Collaboration for SolidWorks (Open, Update and Save As native SolidWorks files)
- Collaboration for Autodesk Inventor (automatically detect and update Inventor data)



Piping & Cabling Design

Create and optimize routings for cost, manufacturability and service:

- Automated routing referencing 2D Schematic logic
- Easily visualize and edit using drag handles and on-the-fly editing
- Ability to compare/validate 3D data against 2D schematic logic



Rendering (powered by Luxion's Keyshot)

Produce photorealistic images for design review, marketing collateral, and product packaging:

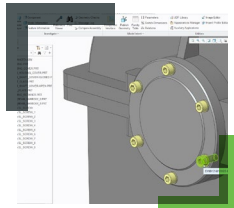
- Real-time Raytracing powered by Luxion Keyshot
- Enhanced lighting with High Dynamic Range Image (HDRI) support
- Standard library of over 200 predefined materials types



Design Exploration

Rapidly create and explore concepts and modeling alternatives:

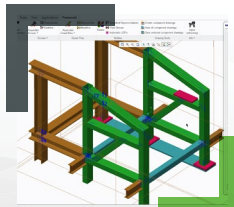
- Explore design changes safely without risking original designs or committing to any change
- Simultaneously develop different ideas and evaluate all options before making decisions
- Eliminate manual data duplication and session clean-up for loading and reloading different versions



Fastener Design

Automate fastener geometry creation and hardware assembly:

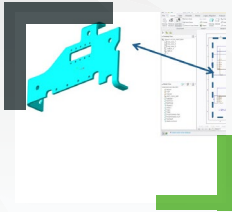
- Automate the creation of holes and assembly fasteners
- Access to standard libraries (ANSI, DIN, JIS)



Advanced Framework Design

Speed design and improve the accuracy of structural framework assemblies:


- Fully integrated modeling, framework design and analysis
- Comprehensive and customizable libraries of profiles, joints, connections and equipment
- Automated beam placement and creation of framework geometry (e.g., joints, connections)



Legacy Data Migration

Support legacy data migration and CAD consolidation efforts:

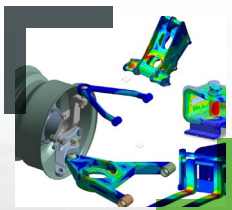
- Legacy Drawing Associator (LDA) – automatically connects parametric models to imported legacy data
- Relink model and drawing to provide associativity (update) and association when checked into Windchill PDMLink
- Annotation Converter (AC) – Automatically convert drawing dimensions and notes to 3D annotations



Human Factors Design

Validate and optimize products for human interaction:

- Quickly insert and customize digital human models to prevent ergonomic mismatches and reduce prototype costs
- Easily manipulate manikins
- Visualize human reach and vision



Core Simulation Capabilities

Enhance your product design with Simulation & Analysis:

- Static Structural Analysis
- Simulate Parts and Assemblies
- Simulate Solid, Beams, Shells, Masses, Springs

BENEFITS OF SUBSCRIPTION

(Included in every Creo Design Essentials Package):

STANDARD ELEARNING LIBRARY:

Stop searching for answers. Over 140 hours of training are now at your fingertips.

EXTENDED LICENSE BORROWING:

Working remotely just got easier. Borrow floating licenses for up to 180 days - 150 days more than perpetual.

HOME USE LICENSE:

Leave the laptop at work. Every package now includes a home use license of the Creo Design Essentials package.

PERFORMANCE ADVISOR:

The Creo Performance Advisor provides a dashboard for your entire Creo installation, allowing you to understand and optimize the performance of your entire Creo environment.

>>> THE CREO ADVANTAGE

Creo is a 3D CAD solution that helps you build better products faster by accelerating product innovation, reusing the very best of your designs and replacing assumptions with facts. Go from the earliest phases of product design to a smart, connected product with Creo. Add augmented reality to allow everyone to visualize your design. In the fast-changing world of the Industrial IoT, no other company can get you to the substantial value as quickly and effectively as PTC.

Please visit the [PTC support page](#) for the most up-to-date platform support and system requirements.

© 2018, PTC Inc. (PTC). All rights reserved. Information described herein is furnished for informational use only, is subject to change without notice, and should not be taken as a guarantee, commitment, or offer by PTC. PTC, the PTC logo, and all PTC product names and logos are trademarks or registered trademarks of PTC and/or its subsidiaries in the United States and other countries. All other product or company names are property of their respective owners. The timing of any product release, including any features or functionality, is subject to change at PTC's discretion.

J11871 –CREO-Design-Essentials-0918