



CONSOLIDATE WITH **CREO!**

```
995  BASE (50 F 32768) THFN (32 F 32) : END  
1000 DATA 120  
1010 DATA 169, 128  
1020 DATA 141, 21, 3  
1030 DATA 169, 45  
1040 DATA 141, 20, 3  
1050 DATA 88  
1060 DATA 96  
1070 DATA 238, 32, 208  
1080 DATA 76, 49, 234  
1090 DATA 7
```

No one gets up in the morning and thinks,
“Clear my schedule! We need to consolidate on one CAD tool!”
Of course not, but maybe you should.

Does it seem like everyone in your organization uses a different CAD tool?

- > Industrial Designers use one tool because they value its surfacing capabilities.
- > Engineering uses three different CAD systems (perhaps as a result of past acquisitions), each with its own set of advocates.
- > Manufacturing and Quality have embraced an entirely different system.




Your teams are spending hundreds of hours importing, converting, and correcting different files as well as doing endless training. And don't forget the homegrown idiosyncratic workflows your team has developed to deal with all these software packages. How much time is that taking?

Outside of engineering, your IT and license management professionals are paying support for all these different systems, managing the applications in-house, and dealing with nuances of license management.

From a strategic point of view, your company is essentially taking itself hostage by putting some of its most valuable intellectual property - the data, calculations and models underlying successful products - in several CAD systems. Employees find themselves up against the barriers of rework, data translation, and the damaging effects of innocent human error.

It's time to consolidate!

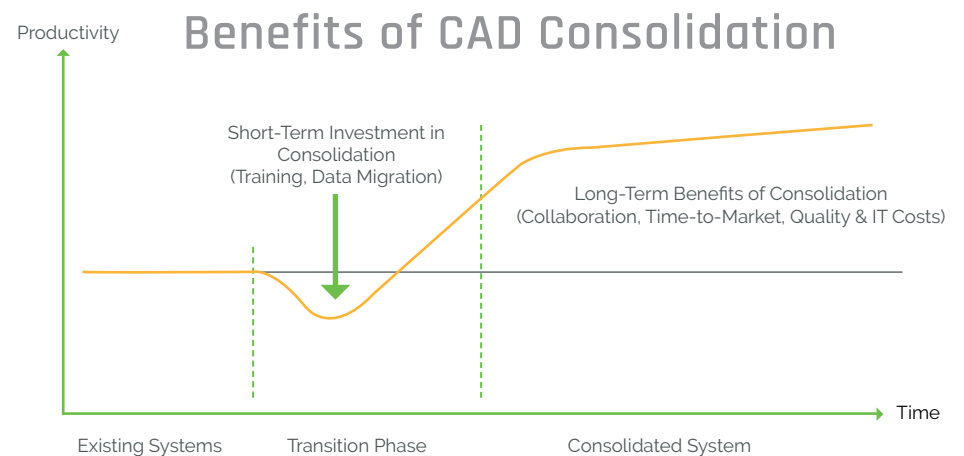
TABLE OF CONTENTS

-  [Benefits of Consolidation](#)
-  [Transition: Migration and Training](#)
-  [Consolidate with Creo](#)

If you're fortunate, you may be able to migrate to a new, standardized 3D CAD platform by simply starting all new projects on the new software. However, since design engineers frequently modify or leverage existing designs, it's critical that the data from the old system is accessible in the new CAD system. You'll want to consolidate on a system with outstanding multi-CAD capabilities, including the ability to import and open data files from many of the most common CAD systems and formats.

When you consolidate to a single CAD system, you will likely see a short-term reduction in productivity, associated with training and data migration. However, the long-term benefits are worth the investment.

You can minimize the transition phase and get to those long-term benefits faster if you have a solid plan for data migration, training and support for your team. Does your CAD software make it easy for your team to access and work with older data files? At a minimum your plan should include options for on-demand and live user training in several formats. And make sure you understand what help is available inside the software, ideally in a context-sensitive menu at the click of a mouse.



Consolidation Checklist

CAD System Selection

- o Does it have the tools you need for today and tomorrow?
- o Is it easy to learn, with accessible tutorials?
- o Can you easily access non-native files?

Secure executive sponsorship and support

- o Expect resistance - change is hard.
- o Communicate reasons for change.

Develop a migration plan

- o Training plan - live and on-demand.
- o Data file migration schedule.
- o Identify cut-over date(s).

Creo is the easy to learn 3D CAD solution that combines powerful, proven functionality with transformative new technologies. In addition, PTC can help you with data migration and team training. When you consolidate with Creo, you can move efficiently through the CAD transition to the long-term benefits of CAD consolidation.



Close integration with other industry-leading products - PTC offers Windchill Product Lifecycle Management, Mathcad calculations software, ThingWorx Industrial Internet of Things solutions and Vuforia Augmented Reality tools. Best of all, they all integrate seamlessly to help you maximize the value and minimize the effort.

ptc mathcad®  thingworx®  creo®  windchill®  vuforia®

Windchill and Creo – Better Together

Creo and Windchill work like hand-in-glove for your CAD and PLM requirements, and PTC continues to invest in both powerhouse solutions.

Creo - a powerful and easy-to-use CAD tool.

Ease of Use

Every release of Creo contains more and more ease-of-use improvements. Today's Creo includes enhancements that make it easier and faster to bring your designs to life. Examples include mini-toolbars & in-context menus, mirror & pattern-recognition, and enhanced model tree management.

Powerful Design Environment

Creo provides a single, integrated design environment that can take you from initial concept all the way to CNC toolpaths. Tools like advanced simulation, generative design, additive manufacturing, and MBD are integrated directly into Creo, avoiding the hassle and error-prone process of exporting and re-importing data files.

Innovation in Every Release

With a major release of Creo every year, neither your users nor your business will ever have to play catch-up, especially when it comes to optimizing designs. Here are just a few of the recent Creo additions:

- > **Creo Simulation Live** – Instantaneous and interactive design guidance.
- > **Creo Ansys Simulation** – High-fidelity validation of your designs.
- > **Generative Design** – AI-driven design optimization.
- > **Augmented Reality** – Safely share your design concepts with customers and suppliers.

PTC continues to invest in break-through technologies, like generative design, Ansys simulation and augmented reality. Plus, we continue to improve the CAD tools to help make your day easier and more productive. If you aren't seeing the value in your current subscription and maintenance fees, or if your CAD provider is pressuring to change to a new platform, maybe it's time to make the change to Creo.

Creo has you covered on Data Migration

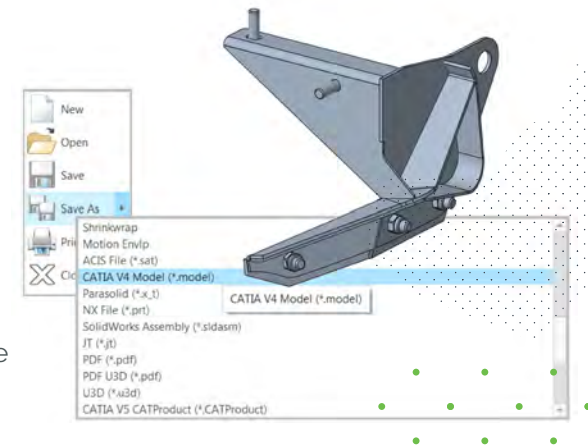
With Creo, migrating your existing CAD data is easy. Thanks to Creo's Unite Technology, users can import and open files from Dassault's CATIA and SOLIDWORKS software, Siemens NX, Autodesk Inventor, among others, without requiring licenses for these systems. There is no need for 3rd party application conversion software, as it is built right into every license of Creo. You can incorporate the objects directly into your design or convert the files into a Creo object. Creo will even automatically recognize and add design intelligence to make your design changes simple.



If you do need to make changes to non-Creo parts, Creo will automatically convert just the affected components on demand, instead of requiring conversion of all the parts in the assembly. This minimizes the time and effort spent on data migration.

The powerful flexible modeling capabilities in Creo allow users to easily make changes to imported geometry. You can quickly modify the converted part to meet your design requirements.

And in case you need to communicate with outside suppliers and partners, Creo Unite Technology has you covered, as you can even save your new Creo files in some of the more common formats.



[ACCESS THE CREO UNITE TECHNOLOGY DATA SHEET](#) →

Creo Training and Support

Although all CAD systems are different, the good news is that the fundamentals of parametric modeling are the same. The race car might handle a little differently, but your engineers still know how to drive. Give them some training, support and a little time, and you'll be amazed by what can be accomplished.

PTC offers a wealth of tools to get beginners and experts up to speed quickly. Your team can access a wide variety of in-person, live online and eLearning training through PTC University (PTCU). We offer public and private training options as well as certifications to prove your expertise.

Every Creo subscription includes eLearning for Creo basics, like modeling, surfacing, assembly and simulation. You can also access online help for quick tutorials on a variety of topics including model-based definition (MBD), sheetmetal and framework design, to name just a few.

In addition, subscribers to PTCU's Creo LEARN Online subscription get UNLIMITED access to live, virtual instructor-led sessions, with multiple classes daily, across multiple time zones. Expert Creo instructors lead these hands-on classes, providing you with an engaging, interactive learning experience.

[ACCESS PTCU'S CREO LEARN ONLINE SUBSCRIPTION →](#)



Live Instructors






Flexible Class Schedule



Certifications



Virtual Software Environments





CONCLUSION

CAD Consolidation will help you and your organization achieve dramatic gains in productivity, by improving collaboration between functional groups and reducing IT overhead. Creo offers the design tools you need for today and tomorrow, and we are available to help get you successfully through the transition. Contact us when you are ready to get started!

Need more information?

[CONTACT US](#) →



Creo is the 3D CAD solution that helps you accelerate product innovation so you can build better products faster. Easy-to-learn Creo seamlessly takes you from the earliest phases of product design to manufacturing and beyond. You can combine powerful, proven functionality with new technologies such as generative design, augmented reality, real-time simulation, additive manufacturing and the IoT, to iterate faster, reduce costs and improve product quality. The world of product development moves quickly, and only Creo delivers the transformative tools you need to build competitive advantage and gain market share.

© 2020, PTC Inc. All rights reserved. Information described herein is furnished for informational use only, is subject to change without notice, and should not be taken as a guarantee, commitment, condition or offer by PTC. PTC, the PTC logo, and all other PTC product names and logos are trademarks or registered trademarks of PTC and/or its subsidiaries in the United States and other countries. All other product or company names or logos are the property of their respective owners.

48305_CREO_Consolidation_ebook_1220