

Yokogawa Controller Driver

© 2024 PTC Inc. All Rights Reserved.

Table of Contents

Yokogawa Controller Driver	1
Table of Contents	2
Yokogawa Controller Driver	8
Overview	8
Setup	9
Channel Properties — General	10
Tag Counts	11
Channel Properties — Serial Communications	12
Channel Properties — Write Optimizations	14
Channel Properties — Advanced	15
Device Properties — General	16
Operating Mode	17
Tag Counts	17
Device Properties for UT37 Series	18
Device Properties for PCLink Series	19
Device Properties — Scan Mode	20
Device Properties — Timing	20
Device Properties — Auto-Demotion	22
Device Properties — Tag Generation	22
Automatic Tag Database Generation	24
Device Properties — Special Data Handling	25
Device Properties — Request Size Settings	25
Device Properties — Checksum Settings	25
Device Properties — Redundancy	25
Broadcasting	27
Data Types Description	28
Default Data Types for Devices Supporting PCLink Protocol	28
Address Descriptions	29
UT37 Addressing	30
UT38 Addressing	30
UP27 Addressing	31
Configuration Parameters Addressing for UT750	31
Control Mode Parameters Addressing for UT750	33
Loop Parameter Addressing for UT750	35
Error Status Addressing for UT750	35
Input Block Addressing for UT750	37

Loop Mode Status Addressing for UT750	40
Linearizer Register Addressing for UT750	41
Control Parameters Addressing for UT750	42
OP Mode Parameter Addressing for UT750	43
OP Related Parameter Addressing for UT750	44
Output Block Addressing for UT750	45
PID Parameters Addressing for UT750	48
Process Parameters Addressing for UT750	57
Status Addressing for UT750	58
Absolute Address Mapping (D0000-D0300) for UT750	64
Absolute Address Mapping (D0301-D0700) for UT750	66
Absolute Address Mapping (D0701-D1100) for UT750	75
Absolute Address Mapping (D1101-D1300) for UT750	79
Absolute Address Mapping (D1301-D1700) for UT750	82
Absolute Address Mapping (I0001-I0701) for UT750	89
Configuration Parameters Addressing for UP750	97
Control Mode Addressing for UP750	99
Loop Function Parameter Addressing for UP750	100
Error Status Addressing for UP750	101
Input Block Addressing for UP750	102
Loop Mode Status Addressing for UP750	106
Linearizer Register Addressing for UP750	106
Control Parameter Addressing for UP750	108
OP Mode Parameter Addressing for UP750	109
OP Related Parameter Addressing for UP750	110
Output Block Addressing for UP750	110
PID Parameters Addressing for UP750	114
Status Addressing for UP750	121
Process Parameters Addressing for UP750	127
Absolute Address Mapping (D0001-D0300) for UP750	129
Absolute Address Mapping (D0301-D0700) for UP750	131
Absolute Address Mapping (D0701-D1100) for UP750	138
Absolute Address Mapping (D1101-D1300) for UP750	141
Absolute Address Mapping (D1301-D1710) for UP750	144
Absolute Address Mapping (I0001-I0714) for UP750	151
PID Parameters Addressing for UT350/UT320	159
Status Addressing for UT350/UT320	160
Communication Parameter Addressing for UT350/UT320	162
Control Output Parameters Addressing for UT350/UT320	162

OP Mode Parameter Addressing for UT350/UT320	162
OP Related Parameter Addressing for UT350/UT320	163
PV Input Parameters Addressing for UT350/UT320	163
Process Parameters Addressing for UT350/UT320	164
Setup Parameters Addressing for UT350/UT320	164
Absolute Address Mapping (D0001-D0301) for UT350/UT320	165
Absolute Address Mapping (D0301-D1253) for UT350/UT320	166
Absolute Address Mapping (I0001-I0486) for UT350/UT320	168
Configuration Parameters Addressing for US1000	170
Control Mode Parameter Addressing for US1000	171
OP Related Parameter Addressing for US1000	174
PID Parameter Addressing for US1000	175
Process Parameters Addressing for US1000	183
Setup Parameter Addressing for US1000	184
Status Addressing for US1000	185
Absolute Address Mapping (D0001-D0300) for US1000	193
Absolute Address Mapping (D0301-D0700) for US1000	194
Absolute Address Mapping (D0901-D1300) for US1000	203
Absolute Address Mapping (I0001-I0768) for US1000	208
Process Parameters Addressing for UT130/UT150/UT152/UT155/UP150	215
Status Addressing for UT130/UT150/UT152/UT155/UP150	217
User Area Parameter Addressing for UT130/UT150/UT152/UT155/UP150	217
Absolute Address Mapping (D0001-D0312) for UT130/UT150/UT152/UT155/UP150	218
Absolute Address Mapping (I0001-I0051) for UT150/UT130/UT152/UT155/UP150	220
Process Parameters Addressing for UT150L	221
Status Addressing for UT150L	222
User Area Parameter Addressing for UT150L	223
Absolute Address Mapping (D0001-D0306) for UT150L	224
Absolute Address Mapping (I0001-I0051) for UT150L	225
OP Mode Parameters Addressing for UT351	226
OP Related Parameters Addressing for UT351	226
PID Parameters Addressing for UT351	227
Process Parameters Addressing for UT351	228
Setup Parameters Addressing for UT351	228
Communication Parameters Addressing for UT351	229
Control Output Parameters Addressing for UT351	230
PV Input Parameters Addressing for UT351	230
Status Addressing for UT351	230

Absolute Address Mapping (D0001-D1253) for UT351	232
Absolute Address Mapping (I0001-I0486) for UT351	235
OP Related Parameters Addressing for UT350L	237
PID Parameters Addressing for UT350L	237
Process Parameters Addressing for UT350L	237
Communication Parameters Addressing for UT350L	238
Setup Parameters Addressing for UT350L	238
PV Input Parameters Addressing for UT350L	238
Status Addressing for UT350L	239
Absolute Address Mapping (D0001-D1253) for UT350L	239
Absolute Address Mapping (I0001-I0098) for UT350L	241
OP Related Parameters Addressing for UT420	241
Process Parameters Addressing for UT420	245
Setup Parameters Addressing for UT420	246
PV Input Parameters Addressing for UT420	247
Status Addressing for UT420	248
Absolute Address Mapping (D0001-D1254) for UT420/UT450	251
Absolute Address Mapping (I0001-I0693) for UT420/UT450	258
OP Related Parameters Addressing for UT450	261
Setup Parameters Addressing for UT450	265
Process Parameters Addressing for UT450	266
PV Input Parameters Addressing for UT450	267
Status Addressing for UT450	268
Absolute Address Mapping (D0001-D1254) for UT420/UT450	271
Absolute Address Mapping (I0001-I0693) for UT420/UT450	278
Configuration Parameters Addressing for UT520/UT550	281
Control Mode Parameters Addressing for UT520/UT550	283
Loop Parameters Addressing for UT520/UT550	285
L1 and L2 Mode Parameters Addressing for UT520/UT550	286
Linearizer Registers Addressing for UT520/UT550	286
Control Parameters Addressing for UT520/UT550	288
OP Related Parameter Addressing for UT520/UT550	289
OP Mode Parameter Addressing for UT520/UT550	290
PID Parameters Addressing for UT520/UT550	290
Error Status Addressing for UT520/UT550	299
Status Addressing for UT520/UT550	300
Process Parameters Addressing for UT520/UT550	305
Absolute Address Mapping (D0001-D0300) for UT550/UT520	306

Absolute Address Mapping (D0301-D0700) for UT550/UT520	308
Absolute Address Mapping (D0701-D1100) for UT550/UT520	317
Absolute Address Mapping (D1101-D1300) for UT550/UT520	320
Absolute Address Mapping (I0001-I0701) for UT550/UT520	324
Configuration Parameters Addressing for UP550	330
Control Mode Parameters Addressing for UP550	331
Loop Parameters Addressing for UP550	333
Error Status Addressing for UP550	334
L1 and L2 Mode Parameters Addressing for UP550	335
Linearizer Registers Addressing for UP550	336
Control Parameters Addressing for UP550	337
OP Mode Parameter Addressing for UP550	339
OP Related Parameter Addressing for UP550	339
PID Parameters Addressing for UP520	340
Process Parameters Addressing for UP550	346
Status Addressing for UP550	348
Absolute Address Mapping (D0001-D0300) for UP550	353
Absolute Address Mapping (D0301-D0700) for UP550	355
Absolute Address Mapping (D0701-D1300) for UP550	362
Absolute Address Mapping (I0001-I0714) for UP550	368
OP Related Parameters Addressing for UP350	374
PID Parameters Addressing for UP350	375
Process Parameters Addressing for UP350	375
Setup Parameters Addressing for UP350	376
Communication Parameters Addressing for UP350	377
Control Output Parameters Addressing for UP350	377
PV Input Parameters Addressing for UP350	377
Status Addressing for UP350	377
Absolute Address Mapping (D0001-D1253) for UT350L	379
Absolute Address Mapping (I0001-I0513) for UT350L	381
Error Descriptions	384
Missing address	384
Device address <address> contains a syntax error	384
Address <address> is out of range for the specified device or register	385
Data Type <type> is not valid for device address <address>	385
Device address <address> is Read Only	385
COMn does not exist	385
Error opening COMn	386
COMn is in use by another application	386

Unable to set comm properties on COMn	386
Communications error on <channel name> [<error mask>]	386
Device <device name> is not responding	387
Unable to write to <address> on device <device name>	387
Unable to read absolute address <start address> to <last address> from device <Device ID>. EC1 = <error code>	388
Failed to read tag <tag address> for device <Device ID>. Device returned EC1 = <error code> ...	389
Frame received for absolute address <tag address> to <tag address> for device <Device ID> had checksum error	389
Frame received for tag <tag address> for device <Device ID> had checksum error	389
Index	391

Yokogawa Controller Driver

Help version 1.035

CONTENTS

Overview

What is the Yokogawa Controller Driver?

Setup

How do I configure a device for use with this driver?

Data Types Description

What data types does this driver support?

Address Descriptions

How do I address a data location on a Yokogawa Controller device?

Automatic Tag Database Generation

How can I easily configure tags for the Yokogawa Controller Driver?

Error Descriptions

What error messages does the Yokogawa Controller Driver produce?

Overview

The Yokogawa Controller Driver provides a reliable way to connect Yokogawa controllers to OPC client applications; including HMI, SCADA, Historian, MES, ERP, and countless custom applications. It is intended for use with Controller communication devices such as UT37, UT38 and UP27 as well as devices that support standard PCLink communications protocol.

Setup

Supported Communication Parameters

Baud Rate: 300, 600, 1200, 2400, 9600, 19200, or 38400

Parity: None, Even, or Odd

Data Bits: 8

Stop Bits: 1 or 2

Flow Control: None, RTS, or DTR

Notes:

1. Software handshaking is not available.
2. This driver makes use of binary data formatting when reading information from Yokogawa devices. This requires that a data bit setting of 8 be used.

Channel and Device Limits

The maximum number of channels supported by this driver is 100. The maximum number of devices supported by this driver is 99 per channel.

RS-422 Operation

All the supported devices mentioned above support RS-422 operation. This driver has been designed to support the RS-422 mode of operation.

Ethernet Encapsulation

This driver supports Ethernet Encapsulation, which allows the driver to communicate with serial devices attached to an Ethernet network using a terminal server (such as the Lantronix DR1). It may be invoked through the Serial Communications Property Group in Channel Properties.

Note: The USB cable should be disconnected from the device before attempting Ethernet Encapsulation.

Timing

Device timing properties are common to the server and described in the server help under Device Properties - Timing. Request Timeout: Valid range is 100 to 30000 milliseconds. The default setting is 1000 milliseconds.

Note: For more information on timeouts and retries, refer to [Timing Properties](#).

See Also:

[PCLink Series](#)

[UT37 Series](#)

Channel Properties — General

This server supports the use of multiple simultaneous communications drivers. Each protocol or driver used in a server project is called a channel. A server project may consist of many channels with the same communications driver or with unique communications drivers. A channel acts as the basic building block of an OPC link. This group is used to specify general channel properties, such as the identification attributes and operating mode.

Property Groups General Write Optimizations Advanced	<table border="1"> <tr> <td colspan="2">Identification</td> </tr> <tr> <td>Name</td> <td></td> </tr> <tr> <td>Description</td> <td></td> </tr> <tr> <td>Driver</td> <td></td> </tr> <tr> <td colspan="2">Diagnostics</td> </tr> <tr> <td>Diagnostics Capture</td> <td>Disable</td> </tr> <tr> <td colspan="2">Tag Counts</td> </tr> <tr> <td>Static Tags</td> <td>10</td> </tr> </table>	Identification		Name		Description		Driver		Diagnostics		Diagnostics Capture	Disable	Tag Counts		Static Tags	10
Identification																	
Name																	
Description																	
Driver																	
Diagnostics																	
Diagnostics Capture	Disable																
Tag Counts																	
Static Tags	10																

Identification

Name: Specify the user-defined identity of this channel. In each server project, each channel name must be unique. Although names can be up to 256 characters, some client applications have a limited display window when browsing the OPC server's tag space. The channel name is part of the OPC browser information. The property is required for creating a channel.

● For information on reserved characters, refer to "How To... Properly Name a Channel, Device, Tag, and Tag Group" in the server help.

Description: Specify user-defined information about this channel.

● Many of these properties, including Description, have an associated system tag.

Driver: Specify the protocol / driver for this channel. Specify the device driver that was selected during channel creation. It is a disabled setting in the channel properties. The property is required for creating a channel.

● **Note:** With the server's online full-time operation, these properties can be changed at any time. This includes changing the channel name to prevent clients from registering data with the server. If a client has already acquired an item from the server before the channel name is changed, the items are unaffected. If, after the channel name has been changed, the client application releases the item and attempts to re-acquire using the old channel name, the item is not accepted. Changes to the properties should not be made once a large client application has been developed. Utilize proper user role and privilege management to prevent operators from changing properties or accessing server features.

Diagnostics

Diagnostics Capture: When enabled, this option makes the channel's diagnostic information available to OPC applications allows the usage of statistics tags that provide feedback to client applications regarding the operation of the channel. Because the server's diagnostic features require a minimal amount of overhead processing, it is recommended that they be utilized when needed and disabled when not. The default is disabled.

● **Note:** This property is not available if the driver does not support diagnostics.

● For more information, refer to "Communication Diagnostics" and "Statistics Tags" in the server help.

Tag Counts

Static Tags: Provides the total number of defined static tags at this level (device or channel). This information can be helpful in troubleshooting and load balancing.

Channel Properties — Serial Communications

Serial communication properties are available to serial drivers and vary depending on the driver, connection type, and options selected. Below is a superset of the possible properties.

Click to jump to one of the sections: [Connection Type](#), [Serial Port Settings](#) or [Ethernet Settings](#), and [Operational Behavior](#).

Notes:

- With the server's online full-time operation, these properties can be changed at any time. Utilize proper user role and privilege management to prevent operators from changing properties or accessing server features.
- Users must define the specific communication parameters to be used. Depending on the driver, channels may or may not be able to share identical communication parameters. Only one shared serial connection can be configured for a Virtual Network (see [Channel Properties — Serial Communications](#)).

Property Groups		
General		
Serial Communications		
Write Optimizations		
Advanced		
	<input type="checkbox"/> Connection Type	
	Physical Medium	COM Port
	<input type="checkbox"/> Serial Port Settings	
	COM ID	39
	Baud Rate	19200
	Data Bits	8
	Parity	None
	Stop Bits	1
	Flow Control	RTS Always
	<input type="checkbox"/> Operational Behavior	
	Report Communication Errors	Enable
	Close Idle Connection	Enable
	Idle Time to Close (s)	15

Connection Type

Physical Medium: Choose the type of hardware device for data communications. Options include Modem, Ethernet Encapsulation, COM Port, and None. The default is COM Port.

1. **None:** Select None to indicate there is no physical connection, which displays the [Operation with no Communications](#) section.
2. **COM Port:** Select Com Port to display and configure the [Serial Port Settings](#) section.
3. **Modem:** Select Modem if phone lines are used for communications, which are configured in the [Modem Settings](#) section.
4. **Ethernet Encap.:** Select if Ethernet Encapsulation is used for communications, which displays the [Ethernet Settings](#) section.
5. **Shared:** Verify the connection is correctly identified as sharing the current configuration with another channel. This is a read-only property.

Serial Port Settings

COM ID: Specify the Communications ID to be used when communicating with devices assigned to the channel. The valid range is 1 to 9991 to 16. The default is 1.

Baud Rate: Specify the baud rate to be used to configure the selected communications port.

Data Bits: Specify the number of data bits per data word. Options include 5, 6, 7, or 8.

Parity: Specify the type of parity for the data. Options include Odd, Even, or None.


Stop Bits: Specify the number of stop bits per data word. Options include 1 or 2.

Flow Control: Select how the RTS and DTR control lines are utilized. Flow control is required to communicate with some serial devices. Options are:

- **None:** This option does not toggle or assert control lines.
- **DTR:** This option asserts the DTR line when the communications port is opened and remains on.
- **RTS:** This option specifies that the RTS line is high if bytes are available for transmission. After all buffered bytes have been sent, the RTS line is low. This is normally used with RS232/RS485 converter hardware.
- **RTS, DTR:** This option is a combination of DTR and RTS.
- **RTS Always:** This option asserts the RTS line when the communication port is opened and remains on.
- **RTS Manual:** This option asserts the RTS line based on the timing properties entered for RTS Line Control. It is only available when the driver supports manual RTS line control (or when the properties are shared and at least one of the channels belongs to a driver that provides this support).

RTS Manual adds an **RTS Line Control** property with options as follows:


- **Raise:** Specify the amount of time that the RTS line is raised prior to data transmission. The valid range is 0 to 9999 milliseconds. The default is 10 milliseconds.
- **Drop:** Specify the amount of time that the RTS line remains high after data transmission. The valid range is 0 to 9999 milliseconds. The default is 10 milliseconds.
- **Poll Delay:** Specify the amount of time that polling for communications is delayed. The valid range is 0 to 9999. The default is 10 milliseconds.

 **Tip:** When using two-wire RS-485, "echoes" may occur on the communication lines. Since this communication does not support echo suppression, it is recommended that echoes be disabled or a RS-485 converter be used.

Operational Behavior

- **Report Communication Errors:** Enable or disable reporting of low-level communications errors. When enabled, low-level errors are posted to the Event Log as they occur. When disabled, these same errors are not posted even though normal request failures are. The default is Enable.
- **Close Idle Connection:** Choose to close the connection when there are no longer any tags being referenced by a client on the channel. The default is Enable.
- **Idle Time to Close:** Specify the amount of time that the server waits once all tags have been removed before closing the COM port. The default is 15 seconds.

Ethernet Settings

 **Note:** Not all serial drivers support Ethernet Encapsulation. If this group does not appear, the functionality is not supported.

Ethernet Encapsulation provides communication with serial devices connected to terminal servers on the Ethernet network. A terminal server is essentially a virtual serial port that converts TCP/IP messages on the Ethernet network to serial data. Once the message has been converted, users can connect standard devices that support serial communications to the terminal server. The terminal server's serial port must be properly configured to match the requirements of the serial device to which it is attached. *For more information, refer to "Using Ethernet Encapsulation" in the server help.*

- **Network Adapter:** Indicate a network adapter to bind for Ethernet devices in this channel. Choose a network adapter to bind to or allow the OS to select the default.
 • *Specific drivers may display additional Ethernet Encapsulation properties. For more information, refer to [Channel Properties — Ethernet Encapsulation](#).*

Modem Settings

- **Modem:** Specify the installed modem to be used for communications.
- **Connect Timeout:** Specify the amount of time to wait for connections to be established before failing a read or write. The default is 60 seconds.
- **Modem Properties:** Configure the modem hardware. When clicked, it opens vendor-specific modem properties.
- **Auto-Dial:** Enables the automatic dialing of entries in the Phonebook. The default is Disable. *For more information, refer to "Modem Auto-Dial" in the server help.*
- **Report Communication Errors:** Enable or disable reporting of low-level communications errors. When enabled, low-level errors are posted to the Event Log as they occur. When disabled, these same errors are not posted even though normal request failures are. The default is Enable.
- **Close Idle Connection:** Choose to close the modem connection when there are no longer any tags being referenced by a client on the channel. The default is Enable.
- **Idle Time to Close:** Specify the amount of time that the server waits once all tags have been removed before closing the modem connection. The default is 15 seconds.

Operation with no Communications

- **Read Processing:** Select the action to be taken when an explicit device read is requested. Options include Ignore and Fail. Ignore does nothing; Fail provides the client with an update that indicates failure. The default setting is Ignore.

Channel Properties — Write Optimizations

The server must ensure that the data written from the client application gets to the device on time. Given this goal, the server provides optimization properties to meet specific needs or improve application responsiveness.

Property Groups	[-] Write Optimizations	
General	Optimization Method	Write Only Latest Value for All Tags
Write Optimizations	Duty Cycle	10

Write Optimizations

Optimization Method: Controls how write data is passed to the underlying communications driver. The options are:

- **Write All Values for All Tags:** This option forces the server to attempt to write every value to the controller. In this mode, the server continues to gather write requests and add them to the server's internal write queue. The server processes the write queue and attempts to empty it by writing data to the device as quickly as possible. This mode ensures that everything written from the client applications is sent to the target device. This mode should be selected if the write operation order or the write item's content must uniquely be seen at the target device.
- **Write Only Latest Value for Non-Boolean Tags:** Many consecutive writes to the same value can accumulate in the write queue due to the time required to actually send the data to the device. If the server updates a write value that has already been placed in the write queue, far fewer writes are needed to reach the same final output value. In this way, no extra writes accumulate in the server's queue. When the user stops moving the slide switch, the value in the device is at the correct value at virtually the same time. As the mode states, any value that is not a Boolean value is updated in the server's internal write queue and sent to the device at the next possible opportunity. This can greatly improve the application performance.
 - **Note:** This option does not attempt to optimize writes to Boolean values. It allows users to optimize the operation of HMI data without causing problems with Boolean operations, such as a momentary push button.
- **Write Only Latest Value for All Tags:** This option takes the theory behind the second optimization mode and applies it to all tags. It is especially useful if the application only needs to send the latest value to the device. This mode optimizes all writes by updating the tags currently in the write queue before they are sent. This is the default mode.

Duty Cycle: is used to control the ratio of write to read operations. The ratio is always based on one read for every one to ten writes. The duty cycle is set to ten by default, meaning that ten writes occur for each read operation. Although the application is performing a large number of continuous writes, it must be ensured that read data is still given time to process. A setting of one results in one read operation for every write operation. If there are no write operations to perform, reads are processed continuously. This allows optimization for applications with continuous writes versus a more balanced back and forth data flow.

● **Note:** It is recommended that the application be characterized for compatibility with the write optimization enhancements before being used in a production environment.

Channel Properties — Advanced

This group is used to specify advanced channel properties. Not all drivers support all properties; so the Advanced group does not appear for those devices.

Property Groups	<input type="checkbox"/> Non-Normalized Float Handling	
General	Floating-Point Values	Replace with Zero
Write Optimizations	<input type="checkbox"/> Inter-Device Delay	
Advanced	Inter-Device Delay (ms)	0

Non-Normalized Float Handling: A non-normalized value is defined as Infinity, Not-a-Number (NaN), or as a Denormalized Number. The default is Replace with Zero. Drivers that have native float handling may default to Unmodified. Non-normalized float handling allows users to specify how a driver handles non-normalized IEEE-754 floating point data. Descriptions of the options are as follows:

- **Replace with Zero:** This option allows a driver to replace non-normalized IEEE-754 floating point values with zero before being transferred to clients.
- **Unmodified:** This option allows a driver to transfer IEEE-754 denormalized, normalized, non-number, and infinity values to clients without any conversion or changes.

● **Note:** This property is disabled if the driver does not support floating-point values or if it only supports the option that is displayed. According to the channel's float normalization setting, only real-time driver tags (such as values and arrays) are subject to float normalization. For example, EFM data is not affected by this setting.

● *For more information on the floating-point values, refer to "How To ... Work with Non-Normalized Floating-Point Values" in the server help.*

Inter-Device Delay: Specify the amount of time the communications channel waits to send new requests to the next device after data is received from the current device on the same channel. Zero (0) disables the delay.

● **Note:** This property is not available for all drivers, models, and dependent settings.

Device Properties — General

A device represents a single target on a communications channel. If the driver supports multiple controllers, users must enter a device ID for each controller.

Property Groups	Identification	
General	Name	
Scan Mode	Description	
	Channel Assignment	
	Driver	
	Model	
	ID Format	Decimal
	ID	2

Identification

Name: Specify the name of the device. It is a logical user-defined name that can be up to 256 characters long and may be used on multiple channels.

● **Note:** Although descriptive names are generally a good idea, some OPC client applications may have a limited display window when browsing the OPC server's tag space. The device name and channel name become part of the browse tree information as well. Within an OPC client, the combination of channel name and device name would appear as "ChannelName.DeviceName".

● *For more information, refer to "How To... Properly Name a Channel, Device, Tag, and Tag Group" in server help.*

Description: Specify the user-defined information about this device.

● Many of these properties, including Description, have an associated system tag.

Channel Assignment: Specify the user-defined name of the channel to which this device currently belongs.

Driver: Selected protocol driver for this device.

Model: Specify the type of device that is associated with this ID. The contents of the drop-down menu depend on the type of communications driver being used. Models that are not supported by a driver are disabled. If the communications driver supports multiple device models, the model selection can only be changed when there are no client applications connected to the device.

● **Note:** If the communication driver supports multiple models, users should try to match the model selection to the physical device. If the device is not represented in the drop-down menu, select a model that conforms closest to the target device. Some drivers support a model selection called "Open," which allows users to communicate without knowing the specific details of the target device. *For more information, refer to the driver documentation.*

ID: Specify the device's driver-specific station or node. The type of ID entered depends on the communications driver being used. For many communication drivers, the ID is a numeric value. Drivers that support a Numeric ID provide users with the option to enter a numeric value whose format can be changed to suit the needs of the application or the characteristics of the selected communications driver. The format is set by the driver by default. Options include Decimal, Octal, and Hexadecimal.

● **Note:** If the driver is Ethernet-based or supports an unconventional station or node name, the device's TCP/IP address may be used as the device ID. TCP/IP addresses consist of four values that are separated by periods, with each value in the range of 0 to 255. Some device IDs are string based. There may be additional properties to configure within the ID field, depending on the driver.

Operating Mode

Property Groups	+ Identification	
General	- Operating Mode	
Scan Mode	Data Collection	Enable
	Simulated	No

Data Collection: This property controls the device's active state. Although device communications are enabled by default, this property can be used to disable a physical device. Communications are not attempted when a device is disabled. From a client standpoint, the data is marked as invalid and write operations are not accepted. This property can be changed at any time through this property or the device system tags.

Simulated: Place the device into or out of Simulation Mode. In this mode, the driver does not attempt to communicate with the physical device, but the server continues to return valid OPC data. Simulated stops physical communications with the device, but allows OPC data to be returned to the OPC client as valid data. While in Simulation Mode, the server treats all device data as reflective: whatever is written to the simulated device is read back and each OPC item is treated individually. The data is not saved if the server removes the item (such as when the server is reinitialized). The default is No.

Notes:

1. This System tag (_Simulated) is read only and cannot be written to for runtime protection. The System tag allows this property to be monitored from the client.
2. When a device is simulated, updates may not appear faster than one (1) second in the client.

● Simulation Mode is for test and simulation purposes only. It should never be used in a production environment.

Tag Counts

Property Groups	- Identification	
General	- Operating Mode	
	- Tag Counts	
	Static Tags	130

Static Tags: Provides the total number of defined static tags at this level (device or channel). This information can be helpful in troubleshooting and load balancing.

Device Properties for UT37 Series

Supported Yokogawa UT37 Series Devices

UP27
 UP150
 UP350
 UP550
 UP750
 UT37
 UT38
 UT130
 UT150
 UT150L
 UT152
 UT155
 UT320
 UT350
 UT350L
 UT351
 UT420
 UT450
 UT520
 UT550
 UT750
 US1000

Device Configuration Properties

Device ID

A Unique ID or address is required to be assigned to each of the connected devices. The valid range is 1 to 16.

● **Note:** The Device ID of 0 is reserved for broadcasting purposes. *For more information, refer to [Broadcasting](#).*

RS-422 Operation

All the supported devices mentioned above support RS-422 operation. This driver has been designed to support the RS-422 mode of operation.

RS-422A Communications Specifications

Connection system	Multidrop*
Communication System	4-wire half duplex, EIA RS-422A conformance
Synchronization System	Start-stop synchronization
Communication protocol	Protocol-free
Communication distance	Maximum 500 m
Communication rate	150, 300, 600, 1200, 2400, 4800, 9600 (BPS)**
Start bit length	1 bit (fixed)***

Data length	7 Bits or 8 Bits**
Parity	Even, odd or no parity**
Stop bit length	1 bit or 2 bits**
Communication code	ASCII

*A maximum of 16 UT37, UT38, and UP27 units can communicate with a single host. Each unit must be assigned a unique communication address (which can range from 1 to 16).

**This value must match the hardware property settings.

***No special setting is required because the system uses start-stop synchronization (and because the start bit is set automatically to 1 bit).

Device Properties for PCLink Series

Supported Yokogawa PCLink Devices

UT130
 UT150
 UT150L
 UT152
 UT155
 UT320
 UT350
 UT351
 UT350L
 UT420
 UT450
 UT520
 UT550
 UT750
 US1000
 UP150
 UP350
 UP550
 UP750

Device Configuration Properties

Device ID

A Unique ID or address is required to be assigned to each of the connected devices. The valid range is 1 to 99. However, only a maximum of 31 devices can be connected to a host at the same time.

● **Note:** The Device ID of 0 is reserved for broadcasting purposes. *For more information, refer to [Broad-casting](#).*

RS-422A Communications Specifications

Connection system	Multidrop*
Communication System	4-wire half duplex, EIA RS-422A conformance
Synchronization System	Start-stop synchronization
Communication protocol	Protocol-free
Communication distance	Maximum 500 m
Communication rate	150, 300, 600, 1200, 2400, 4800, 9600 (BPS)**
Start bit length	1 bit (fixed)***

Data length	7 Bits or 8 Bits**
Parity	Even, odd or no parity**
Stop bit length	1 bit or 2 bits**
Communication code	ASCII

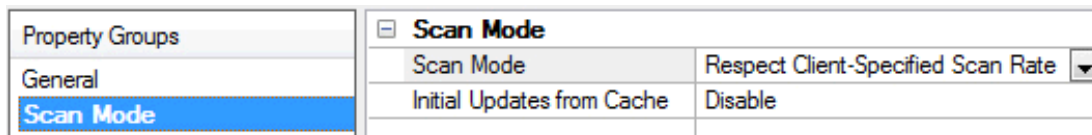
*A maximum of 31 PCLink supported units can communicate with a single host. Each unit must be assigned a unique communication address (which can range from 1 to 99).

**This value must match the hardware property settings.

***No special setting is required because the system uses start-stop synchronization (and because the start bit is set automatically to 1 bit).

Device Properties — Scan Mode

The Scan Mode specifies the subscribed-client requested scan rate for tags that require device communications. Synchronous and asynchronous device reads and writes are processed as soon as possible; unaffected by the Scan Mode properties.



Scan Mode: Specify how tags in the device are scanned for updates sent to subscribing clients. Descriptions of the options are:

- **Respect Client-Specified Scan Rate:** This mode uses the scan rate requested by the client.
- **Request Data No Faster than Scan Rate:** This mode specifies the value set as the maximum scan rate. The valid range is 10 to 99999990 milliseconds. The default is 1000 milliseconds.
 - **Note:** When the server has an active client and items for the device and the scan rate value is increased, the changes take effect immediately. When the scan rate value is decreased, the changes do not take effect until all client applications have been disconnected.
- **Request All Data at Scan Rate:** This mode forces tags to be scanned at the specified rate for subscribed clients. The valid range is 10 to 99999990 milliseconds. The default is 1000 milliseconds.
- **Do Not Scan, Demand Poll Only:** This mode does not periodically poll tags that belong to the device nor perform a read to get an item's initial value once it becomes active. It is the OPC client's responsibility to poll for updates, either by writing to the `_DemandPoll` tag or by issuing explicit device reads for individual items. *For more information, refer to "Device Demand Poll" in server help.*
- **Respect Tag-Specified Scan Rate:** This mode forces static tags to be scanned at the rate specified in their static configuration tag properties. Dynamic tags are scanned at the client-specified scan rate.

Initial Updates from Cache: When enabled, this option allows the server to provide the first updates for newly activated tag references from stored (cached) data. Cache updates can only be provided when the new item reference shares the same address, scan rate, data type, client access, and scaling properties. A device read is used for the initial update for the first client reference only. The default is disabled; any time a client activates a tag reference the server attempts to read the initial value from the device.

Device Properties — Timing

The device Timing properties allow the driver's response to error conditions to be tailored to fit the application's needs. In many cases, the environment requires changes to these properties for optimum performance. Factors such as electrically generated noise, modem delays, and poor physical connections can

influence how many errors or timeouts a communications driver encounters. Timing properties are specific to each configured device.

Property Groups	<input type="checkbox"/> Communication Timeouts	
General	Connect Timeout (s)	3
Scan Mode	Request Timeout (ms)	1000
Timing	Attempts Before Timeout	3

Communications Timeouts

Connect Timeout: This property (which is used primarily by Ethernet based drivers) controls the amount of time required to establish a socket connection to a remote device. The device's connection time often takes longer than normal communications requests to that same device. The valid range is 1 to 30 seconds. The default is typically 3 seconds, but can vary depending on the driver's specific nature. If this setting is not supported by the driver, it is disabled.

● **Note:** Due to the nature of UDP connections, the connection timeout setting is not applicable when communicating via UDP.

Request Timeout: Specify an interval used by all drivers to determine how long the driver waits for a response from the target device to complete. The valid range is 50 to 9999999 milliseconds (167 minutes). The default is usually 1000 milliseconds, but can vary depending on the driver. The default timeout for most serial drivers is based on a baud rate of 9600 baud or better. When using a driver at lower baud rates, increase the timeout to compensate for the increased time required to acquire data.

Attempts Before Timeout: Specify how many times the driver issues a communications request before considering the request to have failed and the device to be in error. The valid range is 1 to 10. The default is typically 3, but can vary depending on the driver's specific nature. The number of attempts configured for an application depends largely on the communications environment. This property applies to both connection attempts and request attempts.

Timing

Inter-Request Delay: Specify how long the driver waits before sending the next request to the target device. It overrides the normal polling frequency of tags associated with the device, as well as one-time reads and writes. This delay can be useful when dealing with devices with slow turnaround times and in cases where network load is a concern. Configuring a delay for a device affects communications with all other devices on the channel. It is recommended that users separate any device that requires an inter-request delay to a separate channel if possible. Other communications properties (such as communication serialization) can extend this delay. The valid range is 0 to 300,000 milliseconds; however, some drivers may limit the maximum value due to a function of their particular design. The default is 0, which indicates no delay between requests with the target device.

● **Note:** Not all drivers support Inter-Request Delay. This setting does not appear if it is not available.

Property Groups	<input type="checkbox"/> Timing	
General	Inter-Request Delay (ms)	0
Scan Mode		
Timing		

Device Properties — Auto-Demotion

The Auto-Demotion properties can temporarily place a device off-scan in the event that a device is not responding. By placing a non-responsive device offline for a specific time period, the driver can continue to optimize its communications with other devices on the same channel. After the time period has been reached, the driver re-attempts to communicate with the non-responsive device. If the device is responsive, the device is placed on-scan; otherwise, it restarts its off-scan time period.

Property Groups	<input type="checkbox"/> Auto-Demotion	
General	Demote on Failure	Enable
Scan Mode	Timeouts to Demote	3
Timing	Demotion Period (ms)	10000
Auto-Demotion	Discard Requests when Demoted	Disable

Demote on Failure: When enabled, the device is automatically taken off-scan until it is responding again.

Tip: Determine when a device is off-scan by monitoring its demoted state using the `_AutoDemoted` system tag.

Timeouts to Demote: Specify how many successive cycles of request timeouts and retries occur before the device is placed off-scan. The valid range is 1 to 30 successive failures. The default is 3.

Demotion Period: Indicate how long the device should be placed off-scan when the timeouts value is reached. During this period, no read requests are sent to the device and all data associated with the read requests are set to bad quality. When this period expires, the driver places the device on-scan and allows for another attempt at communications. The valid range is 100 to 3600000 milliseconds. The default is 10000 milliseconds.

Discard Requests when Demoted: Select whether or not write requests should be attempted during the off-scan period. Disable to always send write requests regardless of the demotion period. Enable to discard writes; the server automatically fails any write request received from a client and does not post a message to the Event Log.

Device Properties — Tag Generation

The automatic tag database generation features make setting up an application a plug-and-play operation. Select communications drivers can be configured to automatically build a list of tags that correspond to device-specific data. These automatically generated tags (which depend on the nature of the supporting driver) can be browsed from the clients.

Not all devices and drivers support full automatic tag database generation and not all support the same data types. Consult the data types descriptions or the supported data type lists for each driver for specifics.

If the target device supports its own local tag database, the driver reads the device's tag information and uses the data to generate tags within the server. If the device does not natively support named tags, the driver creates a list of tags based on driver-specific information. An example of these two conditions is as follows:

1. If a data acquisition system supports its own local tag database, the communications driver uses the tag names found in the device to build the server's tags.

- If an Ethernet I/O system supports detection of its own available I/O module types, the communications driver automatically generates tags in the server that are based on the types of I/O modules plugged into the Ethernet I/O rack.

● **Note:** Automatic tag database generation's mode of operation is completely configurable. *For more information, refer to the property descriptions below.*

Property Groups	Tag Generation	
General	On Device Startup	Do Not Generate on Startup
Scan Mode	On Duplicate Tag	Delete on Create
Timing	Parent Group	
Auto-Demotion	Allow Automatically Generated Subgroups	Enable
Tag Generation	Create	Create tags
Communications		
Redundancy		

On Property Change: If the device supports automatic tag generation when certain properties change, the **On Property Change** option is shown. It is set to **Yes** by default, but it can be set to **No** to control over when tag generation is performed. In this case, the **Create tags** action must be manually invoked to perform tag generation. To invoke via the Configuration API service, access `/config/v1/project/channels/{name}/devices/{name}/services/TagGeneration`.

On Device Startup: Specify when OPC tags are automatically generated. Descriptions of the options are as follows:

- **Do Not Generate on Startup:** This option prevents the driver from adding any OPC tags to the tag space of the server. This is the default setting.
- **Always Generate on Startup:** This option causes the driver to evaluate the device for tag information. It also adds tags to the tag space of the server every time the server is launched.
- **Generate on First Startup:** This option causes the driver to evaluate the target device for tag information the first time the project is run. It also adds any OPC tags to the server tag space as needed.

● **Note:** When the option to automatically generate OPC tags is selected, any tags that are added to the server's tag space must be saved with the project. Users can configure the project to automatically save from the **Tools | Options** menu.

On Duplicate Tag: When automatic tag database generation is enabled, the server needs to know what to do with the tags that it may have previously added or with tags that have been added or modified after the communications driver since their original creation. This setting controls how the server handles OPC tags that were automatically generated and currently exist in the project. It also prevents automatically generated tags from accumulating in the server.

For example, if a user changes the I/O modules in the rack with the server configured to **Always Generate on Startup**, new tags would be added to the server every time the communications driver detected a new I/O module. If the old tags were not removed, many unused tags could accumulate in the server's tag space. The options are:

- **Delete on Create:** This option deletes any tags that were previously added to the tag space before any new tags are added. This is the default setting.

- **Overwrite as Necessary:** This option instructs the server to only remove the tags that the communications driver is replacing with new tags. Any tags that are not being overwritten remain in the server's tag space.
- **Do not Overwrite:** This option prevents the server from removing any tags that were previously generated or already existed in the server. The communications driver can only add tags that are completely new.
- **Do not Overwrite, Log Error:** This option has the same effect as the prior option, and also posts an error message to the server's Event Log when a tag overwrite would have occurred.

● **Note:** Removing OPC tags affects tags that have been automatically generated by the communications driver as well as any tags that have been added using names that match generated tags. Users should avoid adding tags to the server using names that may match tags that are automatically generated by the driver.

Parent Group: This property keeps automatically generated tags from mixing with tags that have been entered manually by specifying a group to be used for automatically generated tags. The name of the group can be up to 256 characters. This parent group provides a root branch to which all automatically generated tags are added.

Allow Automatically Generated Subgroups: This property controls whether the server automatically creates subgroups for the automatically generated tags. This is the default setting. If disabled, the server generates the device's tags in a flat list without any grouping. In the server project, the resulting tags are named with the address value. For example, the tag names are not retained during the generation process.

● **Note:** If, as the server is generating tags, a tag is assigned the same name as an existing tag, the system automatically increments to the next highest number so that the tag name is not duplicated. For example, if the generation process creates a tag named "AI22" that already exists, it creates the tag as "AI23" instead.

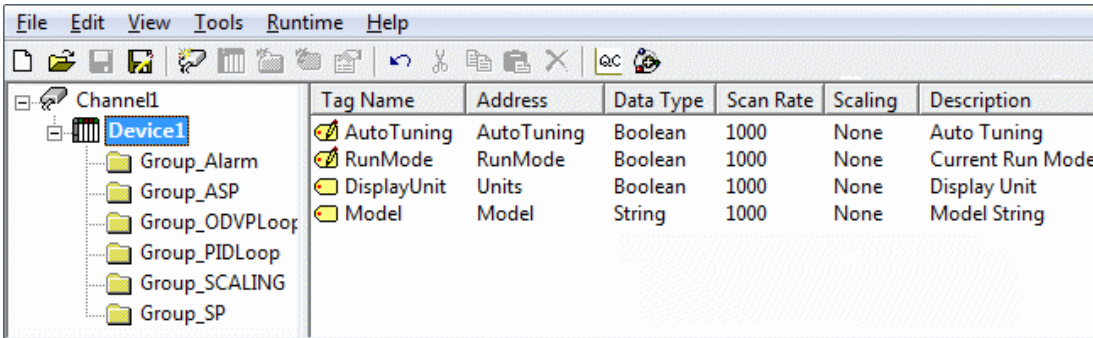
Create: Initiates the creation of automatically generated OPC tags. If the device's configuration has been modified, **Create tags** forces the driver to reevaluate the device for possible tag changes. Its ability to be accessed from the System tags allows a client application to initiate tag database creation.

● **Note:** **Create tags** is disabled if the Configuration edits a project offline.

Automatic Tag Database Generation

The Yokogawa Controller Driver utilizes the OPC server's Automatic Tag Database Generation feature once a device model is selected. This allows drivers to automatically create tags by using a fixed database. A tag group will be created for each of the groups listed in [Address Descriptions](#).

● **Note:** The following screenshot illustrates the results of Automatic Tag Database Creation for a UT37 device.



Tag Name	Address	Data Type	Scan Rate	Scaling	Description
AutoTuning	AutoTuning	Boolean	1000	None	Auto Tuning
RunMode	RunMode	Boolean	1000	None	Current Run Mode
DisplayUnit	Units	Boolean	1000	None	Display Unit
Model	Model	String	1000	None	Model String

Device Properties — Special Data Handling

The Special Data Handling property allows the driver to be configured to return specific data values for numerical out of range Process Variable or PV value.

Property Groups	Special Data Handling	
Special Data Handling	Special Data Handling	+INF/-INF

Special Data Handling options are +INF/-INF and ± 99999 . Any process variable or PV value that is "+Over" or "BURN_OUT" is returned as a numerical representation of positive infinity (if +INF/-INF is selected for special data handling) and +99999 (if ± 99999 is selected for special data handling). Data for values that are "-Over," "RJC_ERR," A/D Converter Error, and Auto Tuning Error is returned as a numerical representation of negative infinity (if +INF/-INF is selected) or -99999 (if ± 99999 is selected for special data handling).

Device Properties — Request Size Settings

The Yokogawa Controller Driver can send bulk data requests if the device model supports PCLink.

Property Groups	Request Size Settings	
Request Size Settings	Words per Request	32

Words per Request property indicates the number of words that will be used per request.

● **Notes:**

- The driver will set the number of words per request used by PCLink-supported models to the maximum supported by the model. It can be either 16 or 32.
- This property is read-only and cannot be modified.

● **See Also:** [Device Setup for PCLink Series](#)

Device Properties — Checksum Settings

Property Groups	Checksum Settings	
Checksum Settings	Checksum	Enable

Checksum: Enable or disable this type of error checking used by PCLink standard to verify sent/received data. When enabled, both the driver and the device uses the PCLink standard checksum algorithm to calculate the checksum and verify the data.

Device Properties — Redundancy

Property Groups	☐ Redundancy	
General	Secondary Path	Channel.Device1 ...
Scan Mode	Operating Mode	Switch On Failure
Timing	Monitor Item	
Auto-Demotion	Monitor Interval (s)	300
Tag Generation	Return to Primary ASAP	Yes
Tag Import Settings		
Redundancy		

Redundancy is available with the Media-Level Redundancy Plug-In.

● Consult the website, a sales representative, or the [user manual](#) for more information.

Broadcasting

The Yokogawa Controller Driver has been designed to support broadcasting for both UT37 and PCLink supported devices (except for the UP27 and UT350 series controllers). A Device ID of 0 is used for broadcasting purposes. Tags set under a device with the broadcasting address will display the default values assigned to them by the driver. When a Device ID is set to the broadcasting address, the automatic tag generation function will remove all Read Only tags from the server. Only the Read/Write tags for the chosen model will then be displayed.

The automatic tag generation function will only perform when there are no clients connected. If a Device ID is changed to a broadcasting address while a client is connected, the server will not be updated. All Read Only and Read/Write tags will be displayed on the server. Therefore, it is recommended that the Device ID only be changed to a broadcasting address when no clients are connected.

Caution: A value written to a tag address is actually written to a device register mapped to that address. This register address could be mapped to different properties under different device. Therefore, when writing to a tag address while in broadcasting mode, users are writing to a register address which could affect different properties under different device. It is recommended that users know which properties will be affected beforehand.

Note: When a device is set to broadcasting mode, it will not acknowledge anything besides communication-related information. Therefore, when something is written to a tag, the driver will display a successful write.

Data Types Description

Data Type	Description
Boolean	Single bit
Byte	Unsigned 8-bit value
Word	Unsigned 16-bit value
Float	32-bit floating point value
String	Null-terminated ASCII string

Default Data Types for Devices Supporting PCLink Protocol

A large number of tags are associated with each device that supports the PCLink protocol. Requests made for any particular address will be returned in the default data type of Word. Despite this, many of the tags are floats. They are stored in the device as words with their decimal taken off. For example, if a float tag "OUT1" has a value of 431.2, it will be stored in the device as 4312. Therefore, while retrieving the data from the device, users should divide the number by a value of 10 to retrieve the correct data.

Address Descriptions

Address specifications vary depending on the model in use. Select a link from the following lists to obtain specific address information for the model of interest.

UT37 Models

[UT37 Addressing](#)

[UT38 Addressing](#)

[UP27 Addressing](#)

PCLink Models

The addresses for all the PCLink supported models follow the following format: TAGTYPE (.GROUPNUMBER).TAGADDRESS(.LOOPNUMBER).

For example, a tag "SB/S" of type PID belonging to a group of 1 and Loop 2 will have the address "PID.1.SB/S.2". Tags may or may not have a group number and/or a loop number.

[UT750 Addressing](#)

[UP750 Addressing](#)

[UT150 Addressing](#)

[UT350 Addressing](#)

[US1000 Addressing](#)

[UT130 Addressing](#)

[UT150L Addressing](#)

[UT152 Addressing](#)

[UT155 Addressing](#)

[UT320 Addressing](#)

[UT351 Addressing](#)

[UT350L Addressing](#)

[UT420 Addressing](#)

[UT450 Addressing](#)

[UT520/UT550 Addressing](#)

[UP350 Addressing](#)

[UP550 Addressing](#)

[UP150 Addressing](#)

UT37 Addressing

The driver supports the following addresses for this device. The default data type for each address type is shown in **bold**.

Address Type	Format	Range	Data Types	Access
Control Output Value	OUT	None	Float	Read/Write
Measured Value	PV	None	Float, Word	Read Only
Set Point Value	SP.x	1-4	Float, Word	Read/Write
Deviation Value	DV	None	Float	Read Only
Set Point Number	SPNum	None	Byte	Read/Write
Alarm Status	Alarm.x	1-2	Boolean	Read Only
Alarm set point value	ASP.x	1-2	Float, Word	Read/Write
Display Units (0 = °C, 1 = °F)	Units	None	Boolean	Read Only
Upper Output Limit	SCH.x	1-4	Float	Read Only
Lower Output Limit	SCL.x	1-4	Float	Read Only
Proportional Band (%)	P.x	1-4	Float	Read/Write
Integral Time (sec.)	I.x	1-4	Float	Read/Write
Derivative Time (sec.)	D.x	1-4	Float	Read/Write
Current run mode (0 = Manual, 1 = Auto)	RunMode	None	Boolean	Read/Write
AutoTuning (0 = Stop, 1 = Start)	AutoTuning	None	Boolean	Read/Write
Model String ("UT37")	Model	None	String	Read Only

● **Note:** Data values that are undefined in the device will be returned as +/-INF or +/-99999 depending on what the user has chosen under device configuration. Data values can only be written to when they are defined in the device. Write operations to undefined tags will return an error.

UT38 Addressing

The driver supports the following addresses for this device. The default data type for each address type is shown in **bold**.

Address Type	Format	Range	Data Types	Access
Valve Opening Value	VO	None	Float	Read/Write
Measured Value	PV	None	Float, Word	Read Only
Set Point Value	SP.x	1-4	Float, Word	Read/Write
Deviation Value	DV	None	Float	Read Only
Set Point Number	SPNum	None	Float	Read/Write
Alarm Status	Alarm.x	1-2	Boolean	Read Only
Alarm set point value	ASP.x	1-2	Float, Word	Read/Write
Display Units (0 = °C, 1 = °F)	Units	None	Boolean	Read Only
Upper Output Limit	SCH.x	1-4	Float	Read Only

Address Type	Format	Range	Data Types	Access
Lower Output Limit	SCL.x	1-4	Float	Read Only
Proportional Band (%)	P.x	1-4	Float	Read/Write
Integral Time (sec.)	I.x	1-4	Float	Read/Write
Derivative Time (sec.)	D.x	1-4	Float	Read/Write
Current run mode (0 = Manual, 1 = Auto)	RunMode	None	Boolean	Read/Write
AutoTuning (0 = Stop, 1 = Start)	AutoTuning	None	Boolean	Read/Write
Model String ("UT38")	Model	None	String	Read Only

● **Note:** Data values that are undefined in the device will be returned as +/-INF or +/-99999 depending on what the user has chosen under device configuration. Data values can only be written to when they are defined in the device. Write operations to undefined tags will return an error.

UP27 Addressing

The driver supports the following addresses for this device. The default data type for each address type is shown in **bold**.

Address Type	Format	Range	Data Types	Access
Control Output Value	OUT	None	Float	Read/Write
Measured Value	PV	None	Float, Word	Read Only
Set Point Value	SP.x	1-4	Float, Word	Read/Write
Deviation Value	DV	None	Float	Read Only
PID Group Number	PIDNum	None	Byte	Read/Write
PV Event Status	Event	1-2	Boolean	Read Only
Display Units (0 = °C, 1 = °F)	Units	None	Boolean	Read Only
Upper Output Limit	SCH.x	1-4	Float	Read Only
Lower Output Limit	SCL.x	1-4	Float	Read Only
Proportional Band (%)	P.x	1-4	Float	Read/Write
Integral Time (sec.)	I.x	1-4	Float	Read/Write
Derivative Time (sec.)	D.x	1-4	Float	Read/Write
Current run mode (0 = Manual, 1 = Auto)	RunMode	None	Boolean	Read/Write
AutoTuning (0 = Stop, 1 = Start)	AutoTuning	None	Boolean	Read/Write
Model String ("UP27")	Model	None	String	Read Only

● **Note:** Data values that are undefined in the device will be returned as +/-INF or +/-99999 depending on what the user has chosen under device configuration. Data values can only be written to when they are defined in the device. Write operations to undefined tags will return an error.

Configuration Parameters Addressing for UT750

The driver supports the following Configuration Parameters addresses for UT750. The default data type for each address type is shown in **bold**.

Address Format	Data Types	Access
CONFIG.C.S1	Boolean, Byte, Word , Short, Float	Read/Write
CONFIG.C.S2	Boolean, Byte, Word , Short, Float	Read/Write
CONFIG.C.S3	Boolean, Byte, Word , Short, Float	Read/Write
CONFIG.C.S4	Boolean, Byte, Word , Short, Float	Read/Write
CONFIG.C.S5	Boolean, Byte, Word , Short, Float	Read/Write
CONFIG.DO1	Boolean, Byte, Word , Short, Float	Read/Write
CONFIG.DO2	Boolean, Byte, Word , Short, Float	Read/Write
CONFIG.DO3	Boolean, Byte, Word , Short, Float	Read/Write
CONFIG.DO4	Boolean, Byte, Word , Short, Float	Read/Write
CONFIG.DO5	Boolean, Byte, Word , Short, Float	Read/Write
CONFIG.DO6	Boolean, Byte, Word , Short, Float	Read/Write
CONFIG.DO7	Boolean, Byte, Word , Short, Float	Read/Write
CONFIG.R151	Boolean, Byte, Word , Short, Float	Read/Write
CONFIG.R152	Boolean, Byte, Word , Short, Float	Read/Write
CONFIG.R153	Boolean, Byte, Word , Short, Float	Read/Write
CONFIG.R154	Boolean, Byte, Word , Short, Float	Read/Write
CONFIG.R155	Boolean, Byte, Word , Short, Float	Read/Write
CONFIG.R156	Boolean, Byte, Word , Short, Float	Read/Write
CONFIG.R157	Boolean, Byte, Word , Short, Float	Read/Write
CONFIG.R158	Boolean, Byte, Word , Short, Float	Read/Write
CONFIG.R251	Boolean, Byte, Word , Short, Float	Read/Write
CONFIG.R252	Boolean, Byte, Word , Short, Float	Read/Write
CONFIG.R253	Boolean, Byte, Word , Short, Float	Read/Write
CONFIG.R254	Boolean, Byte, Word , Short, Float	Read/Write
CONFIG.R255	Boolean, Byte, Word , Short, Float	Read/Write
CONFIG.R256	Boolean, Byte, Word , Short, Float	Read/Write
CONFIG.R257	Boolean, Byte, Word , Short, Float	Read/Write
CONFIG.R258	Boolean, Byte, Word , Short, Float	Read/Write
CONFIG.A/M.1	Boolean, Byte, Word , Short, Float	Read/Write
CONFIG.R/L.1	Boolean, Byte, Word , Short, Float	Read/Write
CONFIG.A/M.2	Boolean, Byte, Word , Short, Float	Read/Write
CONFIG.R/L.2	Boolean, Byte, Word , Short, Float	Read/Write
CONFIG.S/R	Boolean, Byte, Word , Short, Float	Read/Write
CONFIG.CAS	Boolean, Byte, Word , Short, Float	Read/Write
CONFIG.AUTO	Boolean, Byte, Word , Short, Float	Read/Write
CONFIG.MAN	Boolean, Byte, Word , Short, Float	Read/Write
CONFIG.SP.b0	Boolean, Byte, Word , Short, Float	Read/Write
CONFIG.SP.b1	Boolean, Byte, Word , Short, Float	Read/Write
CONFIG.SP.b2	Boolean, Byte, Word , Short, Float	Read/Write
CONFIG.SP.b3	Boolean, Byte, Word , Short, Float	Read/Write

Address Format	Data Types	Access
CONFIG.DP1	Boolean, Byte, Word , Short, Float	Read/Write
CONFIG.DP2	Boolean, Byte, Word , Short, Float	Read/Write
CONFIG.MG1	Boolean, Byte, Word , Short, Float	Read/Write
CONFIG.MG2	Boolean, Byte, Word , Short, Float	Read/Write
CONFIG.MG3	Boolean, Byte, Word , Short, Float	Read/Write
CONFIG.MG4	Boolean, Byte, Word , Short, Float	Read/Write
CONFIG.PY1A	Boolean, Byte , Word, Short, Float	Read/Write
CONFIG.PY2A	Boolean, Byte , Word, Short, Float	Read/Write
CONFIG.PY1B	Boolean, Byte , Word, Short, Float	Read/Write
CONFIG.PY2B	Boolean, Byte , Word, Short, Float	Read/Write

Control Mode Parameters Addressing for UT750

The driver supports the following Control Mode Parameters addresses for UT750. The default data type for each address type is shown in **bold**.

Address Format	Data Types	Access
CTRLMODE.IN1	Boolean, Byte , Word, Short, Float	Read/Write
CTRLMODE.UNI1	Boolean, Byte , Word, Short, Float	Read/Write
CTRLMODE.DP1	Boolean, Byte, Word , Short, Float	R/O
CTRLMODE.RH1	Boolean, Byte, Word , Short, Float	Read/Write
CTRLMODE.RL1	Boolean, Byte, Word , Short, Float	Read/Write
CTRLMODE.SDP1	Boolean, Byte , Word, Short, Float	Read/Write
CTRLMODE.SH1	Boolean, Byte, Word, Short, Float	Read/Write
CTRLMODE.SL1	Boolean, Byte, Word, Short, Float	Read/Write
CTRLMODE.SMP	Byte , Word, Short, Float	Read/Write
CTRLMODE.BSL1	Boolean, Byte , Word, Short, Float	Read/Write
CTRLMODE.RJC1	Boolean	Read/Write
CTRLMODE.IN2	Boolean, Byte , Word, Short, Float	Read/Write
CTRLMODE.UNI2	Boolean, Byte , Word, Short, Float	Read/Write
CTRLMODE.DP2	Boolean, Byte, Word , Short, Float	R/O
CTRLMODE.RH2	Boolean, Byte, Word , Short, Float	Read/Write
CTRLMODE.RL2	Boolean, Byte, Word , Short, Float	Read/Write
CTRLMODE.SDP2	Boolean, Byte , Word, Short, Float	Read/Write
CTRLMODE.SH2	Boolean, Byte, Word, Short, Float	Read/Write
CTRLMODE.SL2	Boolean, Byte, Word, Short, Float	Read/Write
CTRLMODE.INIT	Boolean	Read/Write
CTRLMODE.BSL2	Boolean, Byte , Word, Short, Float	Read/Write
CTRLMODE.RJC2	Boolean, Byte, Word , Short, Float	Read/Write
CTRLMODE.IN3	Boolean, Byte , Word, Short, Float	Read/Write
CTRLMODE.UNI3	Boolean, Byte , Word, Short, Float	Read/Write

Address Format	Data Types	Access
CTRLMODE.DP3	Boolean, Byte, Word , Short, Float	R/O
CTRLMODE.RH3	Boolean, Byte, Word , Short, Float	Read/Write
CTRLMODE.RL3	Boolean, Byte, Word , Short, Float	Read/Write
CTRLMODE.SDP3	Boolean, Byte , Word, Short, Float	Read/Write
CTRLMODE.SH3	Boolean, Byte, Word, Short, Float	Read/Write
CTRLMODE.SL3	Boolean, Byte, Word, Short, Float	Read/Write
CTRLMODE.BSL3	Boolean, Byte , Word, Short, Float	Read/Write
CTRLMODE.P.UNI1	Boolean, Byte , Word, Short, Float	Read/Write
CTRLMODE.P.DP1	Boolean, Byte , Word, Short, Float	Read/Write
CTRLMODE.P.RH1	Boolean, Byte, Word, Short, Float	Read/Write
CTRLMODE.P.RL1	Boolean, Byte, Word, Short, Float	Read/Write
CTRLMODE.P.UNI2	Boolean, Byte , Word, Short, Float	Read/Write
CTRLMODE.P.DP2	Boolean, Byte , Word, Short, Float	Read/Write
CTRLMODE.P.RH2	Boolean, Byte, Word, Short, Float	Read/Write
CTRLMODE.P.RL2	Boolean, Byte, Word, Short, Float	Read/Write
CTRLMODE.OT1	Boolean, Byte , Word, Short, Float	Read/Write
CTRLMODE.OT2	Boolean, Byte , Word, Short, Float	Read/Write
CTRLMODE.CT1	Boolean, Byte, Word , Short, Float	Read/Write
CTRLMODE.CT2	Boolean, Byte, Word , Short, Float	Read/Write
CTRLMODE.CTc1	Boolean, Byte, Word , Short, Float	Read/Write
CTRLMODE.CTc2	Boolean, Byte, Word , Short, Float	Read/Write
CTRLMODE.AO1	Boolean	Read/Write
CTRLMODE.AO2	Boolean	Read/Write
CTRLMODE.AO3	Boolean	Read/Write
CTRLMODE.PSL1	Boolean, Byte , Word, Short, Float	Read/Write
CTRLMODE.BPS1	Boolean, Byte , Word, Short, Float	R/O
CTRLMODE.PRI1	Boolean, Byte , Word, Short, Float	R/O
CTRLMODE.STP1	Boolean, Byte , Word, Short, Float	R/O
CTRLMODE.DLN1	Boolean, Byte , Word, Short, Float	R/O
CTRLMODE.ADR1	Boolean, Byte , Word, Short, Float	R/O
CTRLMODE.RP.T1	Boolean, Byte , Word, Short, Float	R/O
CTRLMODE.PSL2	Boolean, Byte , Word, Short, Float	Read/Write
CTRLMODE.BPS2	Boolean, Byte , Word, Short, Float	R/O
CTRLMODE.PRI2	Boolean, Byte , Word, Short, Float	R/O
CTRLMODE.STP2	Boolean, Byte , Word, Short, Float	R/O
CTRLMODE.DLN2	Boolean, Byte , Word, Short, Float	R/O
CTRLMODE.ADR2	Boolean, Byte , Word, Short, Float	R/O
CTRLMODE.RP.T2	Boolean, Byte , Word, Short, Float	R/O
CTRLMODE.V.RS	Boolean, Byte, Word , Short, Float	Read/Write

Loop Parameter Addressing for UT750

The driver supports the following Loop Parameter addresses for UT750. The default data type for each address type is shown in **bold**.

Address Format	Data Types	Access
LOOPPARAM.A.BS1	Boolean, Byte, Word, Short, Float	Read/Write
LOOPPARAM.A.FL1	Boolean, Byte , Word, Short, Float	Read/Write
LOOPPARAM.A.SR1	Boolean	Read/Write
LOOPPARAM.A.LC1	Boolean, Byte, Word, Short, Float	Read/Write
LOOPPARAM.A.BS2	Boolean, Byte, Word, Short, Float	Read/Write
LOOPPARAM.A.FL2	Boolean, Byte , Word, Short, Float	Read/Write
LOOPPARAM.A.SR2	Boolean	Read/Write
LOOPPARAM.A.LC2	Boolean, Byte, Word, Short, Float	Read/Write
LOOPPARAM.A.BS3	Boolean, Byte, Word, Short, Float	Read/Write
LOOPPARAM.A.FL3	Boolean, Byte , Word, Short, Float	Read/Write
LOOPPARAM.A.SR3	Boolean	Read/Write
LOOPPARAM.A.LC3	Boolean, Byte, Word, Short, Float	Read/Write
LOOPPARAM.RET1	Boolean, Byte , Word, Short, Float	Read/Write
LOOPPARAM.RTH1	Boolean, Byte, Word, Short, Float	Read/Write
LOOPPARAM.RTL1	Boolean, Byte, Word, Short, Float	Read/Write
LOOPPARAM.RET2	Boolean, Byte , Word, Short, Float	Read/Write
LOOPPARAM.RTH2	Boolean, Byte, Word, Short, Float	Read/Write
LOOPPARAM.RTL2	Boolean, Byte, Word, Short, Float	Read/Write
LOOPPARAM.DVB2	Boolean, Byte, Word, Short, Float	Read/Write
LOOPPARAM.LP1	Boolean	Read/Write
LOOPPARAM.TSC1	Boolean, Byte, Word, Short, Float	Read/Write
LOOPPARAM.TSC2	Boolean, Byte, Word, Short, Float	Read/Write
LOOPPARAM.TTM	Boolean, Byte, Word , Short, Float	Read/Write
LOOPPARAM.A/M	Boolean	Read/Write
LOOPPARAM.DVB1	Boolean, Byte, Word, Short, Float	Read/Write
LOOPPARAM.PRG	Boolean, Byte, Word , Short, Float	Read/Write
LOOPPARAM.LP2	Boolean	Read/Write
LOOPPARAM.MODE	Boolean	Read/Write
LOOPPARAM.PID	Boolean	Read/Write
LOOPPARAM.USR	Boolean	Read/Write
LOOPPARAM.PYS1	Boolean	Read/Write
LOOPPARAM.PYS2	Boolean	Read/Write

Error Status Addressing for UT750

The driver supports the following Error Status addresses for UT750. The default data type for each address type is shown in **bold**.

● **Note:** The driver supports bit access to the following Error Status addresses. For more information, refer to [Bit Addressing](#).

Address Format	Data Types	Access
ERR.AD1ERR.st	Boolean, Byte, Word , Short, Float	Read Only
ERR.AD2ERR.st	Boolean, Byte, Word , Short, Float	Read Only
ERR.AD3ERR.st	Boolean, Byte, Word , Short, Float	Read Only
ERR.AD1BO.st	Boolean, Byte, Word , Short, Float	Read Only
ERR.AD2BO.st	Boolean, Byte, Word , Short, Float	Read Only
ERR.AD3BO.st	Boolean, Byte, Word , Short, Float	Read Only
ERR.VLV.ATERR.st	Boolean, Byte, Word , Short, Float	Read Only
ERR.VLV.BOUT.st	Boolean, Byte, Word , Short, Float	Read Only
ERR.PV1ADC.st	Boolean, Byte, Word , Short, Float	Read Only
ERR.PV1BO.st	Boolean, Byte, Word , Short, Float	Read Only
ERR.RJC1ERR.st	Boolean, Byte, Word , Short, Float	Read Only
ERR.PV1+over.st	Boolean, Byte, Word , Short, Float	Read Only
ERR.PV1-over.st	Boolean, Byte, Word , Short, Float	Read Only
ERR.RSP1ADC.st	Boolean, Byte, Word , Short, Float	Read Only
ERR.RSP1BO.st	Boolean, Byte, Word , Short, Float	Read Only
ERR.C.RSP1ADC.st	Boolean, Byte, Word , Short, Float	Read Only
ERR.C.RSP1BO.st	Boolean, Byte, Word , Short, Float	Read Only
ERR.AT1ERR.st	Boolean, Byte, Word , Short, Float	Read Only
ERR.PV2ADC.st	Boolean, Byte, Word , Short, Float	Read Only
ERR.PV2BO.st	Boolean, Byte, Word , Short, Float	Read Only
ERR.RJC2ERR.st	Boolean, Byte, Word , Short, Float	Read Only
ERR.PV2+over.st	Boolean, Byte, Word , Short, Float	Read Only
ERR.PV2-over.st	Boolean, Byte, Word , Short, Float	Read Only
ERR.RSP2ADC.st	Boolean, Byte, Word , Short, Float	Read Only
ERR.RSP2BO.st	Boolean, Byte, Word , Short, Float	Read Only
ERR.C.RSP2ADC.st	Boolean, Byte, Word , Short, Float	Read Only
ERR.C.RSP2BO.st	Boolean, Byte, Word , Short, Float	Read Only
ERR.AT2ERR.st	Boolean, Byte, Word , Short, Float	Read Only
ERR.CALB.E.st	Boolean, Byte, Word , Short, Float	Read Only
ERR.USER.E.st	Boolean, Byte, Word , Short, Float	Read Only
ERR.UTMD.st	Boolean, Byte, Word , Short, Float	Read Only
ERR.RANGE.st	Boolean, Byte, Word , Short, Float	Read Only

Bit Addressing

The addressing format for bit accessing is ERR.<address name>.st:0-15. For example, ERR.AD1ERR.st:0, ERR.AD1ERR.st:1 etc.

Input Block Addressing for UT750

The driver supports the following Input Block addresses for UT750. The default data type for each address type is shown in **bold**.

Address Format	Data Types	Access
INPUT.AIN1	Boolean, Byte, Word , Short, Float	Read Only
INPUT.AIN2	Boolean, Byte, Word , Short, Float	Read Only
INPUT.AIN3	Boolean, Byte, Word , Short, Float	Read Only
INPUT.AUTO	Boolean, Byte, Word , Short, Float	Read Only
INPUT.CAS	Boolean, Byte, Word , Short, Float	Read Only
INPUT.DP1	Boolean, Byte, Word , Short, Float	Read Only
INPUT.DP2	Boolean, Byte, Word , Short, Float	Read Only
INPUT.MAN	Boolean, Byte, Word , Short, Float	Read Only
INPUT.MG1	Boolean, Byte, Word , Short, Float	Read Only
INPUT.MG2	Boolean, Byte, Word , Short, Float	Read Only
INPUT.MG3	Boolean, Byte, Word , Short, Float	Read Only
INPUT.MG4	Boolean, Byte, Word , Short, Float	Read Only
INPUT.MO10H	Boolean, Byte, Word , Short, Float	Read Only
INPUT.MO10L	Boolean, Byte, Word , Short, Float	Read Only
INPUT.MO11H	Boolean, Byte, Word , Short, Float	Read Only
INPUT.MO11L	Boolean, Byte, Word , Short, Float	Read Only
INPUT.MO12H	Boolean, Byte, Word , Short, Float	Read Only
INPUT.MO12L	Boolean, Byte, Word , Short, Float	Read Only
INPUT.MO13H	Boolean, Byte, Word , Short, Float	Read Only
INPUT.MO13L	Boolean, Byte, Word , Short, Float	Read Only
INPUT.MO14H	Boolean, Byte, Word , Short, Float	Read Only
INPUT.MO14L	Boolean, Byte, Word , Short, Float	Read Only
INPUT.MO15H	Boolean, Byte, Word , Short, Float	Read Only
INPUT.MO15L	Boolean, Byte, Word , Short, Float	Read Only
INPUT.MO16H	Boolean, Byte, Word , Short, Float	Read Only
INPUT.MO16L	Boolean, Byte, Word , Short, Float	Read Only
INPUT.MO17H	Boolean, Byte, Word , Short, Float	Read Only
INPUT.MO17L	Boolean, Byte, Word , Short, Float	Read Only
INPUT.MO18H	Boolean, Byte, Word , Short, Float	Read Only
INPUT.MO18L	Boolean, Byte, Word , Short, Float	Read Only
INPUT.MO19H	Boolean, Byte, Word , Short, Float	Read Only
INPUT.MO19L	Boolean, Byte, Word , Short, Float	Read Only
INPUT.MO1H	Boolean, Byte, Word , Short, Float	Read Only
INPUT.MO1L	Boolean, Byte, Word , Short, Float	Read Only
INPUT.MO20H	Boolean, Byte, Word , Short, Float	Read Only
INPUT.MO20L	Boolean, Byte, Word , Short, Float	Read Only

Address Format	Data Types	Access
INPUT.MO21H	Boolean, Byte, Word , Short, Float	Read Only
INPUT.MO21L	Boolean, Byte, Word , Short, Float	Read Only
INPUT.MO22H	Boolean, Byte, Word , Short, Float	Read Only
INPUT.MO22L	Boolean, Byte, Word , Short, Float	Read Only
INPUT.MO23H	Boolean, Byte, Word , Short, Float	Read Only
INPUT.MO23L	Boolean, Byte, Word , Short, Float	Read Only
INPUT.MO24H	Boolean, Byte, Word , Short, Float	Read Only
INPUT.MO24L	Boolean, Byte, Word , Short, Float	Read Only
INPUT.MO25H	Boolean, Byte, Word , Short, Float	Read Only
INPUT.MO25L	Boolean, Byte, Word , Short, Float	Read Only
INPUT.MO26H	Boolean, Byte, Word , Short, Float	Read Only
INPUT.MO26L	Boolean, Byte, Word , Short, Float	Read Only
INPUT.MO27H	Boolean, Byte, Word , Short, Float	Read Only
INPUT.MO27L	Boolean, Byte, Word , Short, Float	Read Only
INPUT.MO28H	Boolean, Byte, Word , Short, Float	Read Only
INPUT.MO28L	Boolean, Byte, Word , Short, Float	Read Only
INPUT.MO29H	Boolean, Byte, Word , Short, Float	Read Only
INPUT.MO29L	Boolean, Byte, Word , Short, Float	Read Only
INPUT.MO2H	Boolean, Byte, Word , Short, Float	Read Only
INPUT.MO2L	Boolean, Byte, Word , Short, Float	Read Only
INPUT.MO30H	Boolean, Byte, Word , Short, Float	Read Only
INPUT.MO30L	Boolean, Byte, Word , Short, Float	Read Only
INPUT.MO31H	Boolean, Byte, Word , Short, Float	Read Only
INPUT.MO31L	Boolean, Byte, Word , Short, Float	Read Only
INPUT.MO32H	Boolean, Byte, Word , Short, Float	Read Only
INPUT.MO32L	Boolean, Byte, Word , Short, Float	Read Only
INPUT.MO33H	Boolean, Byte, Word , Short, Float	Read Only
INPUT.MO33L	Boolean, Byte, Word , Short, Float	Read Only
INPUT.MO34H	Boolean, Byte, Word , Short, Float	Read Only
INPUT.MO34L	Boolean, Byte, Word , Short, Float	Read Only
INPUT.MO35H	Boolean, Byte, Word , Short, Float	Read Only
INPUT.MO35L	Boolean, Byte, Word , Short, Float	Read Only
INPUT.MO36H	Boolean, Byte, Word , Short, Float	Read Only
INPUT.MO36L	Boolean, Byte, Word , Short, Float	Read Only
INPUT.MO37H	Boolean, Byte, Word , Short, Float	Read Only
INPUT.MO37L	Boolean, Byte, Word , Short, Float	Read Only
INPUT.MO38H	Boolean, Byte, Word , Short, Float	Read Only
INPUT.MO38L	Boolean, Byte, Word , Short, Float	Read Only
INPUT.MO39H	Boolean, Byte, Word , Short, Float	Read Only
INPUT.MO39L	Boolean, Byte, Word , Short, Float	Read Only

Address Format	Data Types	Access
INPUT.MO3H	Boolean, Byte, Word , Short, Float	Read Only
INPUT.MO3L	Boolean, Byte, Word , Short, Float	Read Only
INPUT.MO40H	Boolean, Byte, Word , Short, Float	Read Only
INPUT.MO40L	Boolean, Byte, Word , Short, Float	Read Only
INPUT.MO41H	Boolean, Byte, Word , Short, Float	Read Only
INPUT.MO41L	Boolean, Byte, Word , Short, Float	Read Only
INPUT.MO42H	Boolean, Byte, Word , Short, Float	Read Only
INPUT.MO42L	Boolean, Byte, Word , Short, Float	Read Only
INPUT.MO43H	Boolean, Byte, Word , Short, Float	Read Only
INPUT.MO43L	Boolean, Byte, Word , Short, Float	Read Only
INPUT.MO44H	Boolean, Byte, Word , Short, Float	Read Only
INPUT.MO44L	Boolean, Byte, Word , Short, Float	Read Only
INPUT.MO45H	Boolean, Byte, Word , Short, Float	Read Only
INPUT.MO45L	Boolean, Byte, Word , Short, Float	Read Only
INPUT.MO46H	Boolean, Byte, Word , Short, Float	Read Only
INPUT.MO46L	Boolean, Byte, Word , Short, Float	Read Only
INPUT.MO47H	Boolean, Byte, Word , Short, Float	Read Only
INPUT.MO47L	Boolean, Byte, Word , Short, Float	Read Only
INPUT.MO48H	Boolean, Byte, Word , Short, Float	Read Only
INPUT.MO48L	Boolean, Byte, Word , Short, Float	Read Only
INPUT.MO49H	Boolean, Byte, Word , Short, Float	Read Only
INPUT.MO49L	Boolean, Byte, Word , Short, Float	Read Only
INPUT.MO4H	Boolean, Byte, Word , Short, Float	Read Only
INPUT.MO4L	Boolean, Byte, Word , Short, Float	Read Only
INPUT.MO50H	Boolean, Byte, Word , Short, Float	Read Only
INPUT.MO50L	Boolean, Byte, Word , Short, Float	Read Only
INPUT.MO5H	Boolean, Byte, Word , Short, Float	Read Only
INPUT.MO5L	Boolean, Byte, Word , Short, Float	Read Only
INPUT.MO6H	Boolean, Byte, Word , Short, Float	Read Only
INPUT.MO6L	Boolean, Byte, Word , Short, Float	Read Only
INPUT.MO7H	Boolean, Byte, Word , Short, Float	Read Only
INPUT.MO7L	Boolean, Byte, Word , Short, Float	Read Only
INPUT.MO8H	Boolean, Byte, Word , Short, Float	Read Only
INPUT.MO8L	Boolean, Byte, Word , Short, Float	Read Only
INPUT.MO9H	Boolean, Byte, Word , Short, Float	Read Only
INPUT.MO9L	Boolean, Byte, Word , Short, Float	Read Only
INPUT.S/R	Boolean, Byte, Word , Short, Float	Read Only
INPUT.SP.b0	Boolean, Byte, Word , Short, Float	Read Only
INPUT.SP.b1	Boolean, Byte, Word , Short, Float	Read Only
INPUT.SP.b2	Boolean, Byte, Word , Short, Float	Read Only

Address Format	Data Types	Access
INPUT.SP.b3	Boolean, Byte, Word , Short, Float	Read Only
INPUT.A/M.1	Boolean, Byte, Word , Short, Float	Read Only
INPUT.GAIN.1	Boolean, Byte, Word , Short, Float	Read Only
INPUT.PVIN.1	Boolean, Byte, Word , Short, Float	Read Only
INPUT.R/L.1	Boolean, Byte, Word , Short, Float	Read Only
INPUT.RSPIN.1	Boolean, Byte, Word , Short, Float	Read Only
INPUT.TRF.1	Boolean, Byte, Word , Short, Float	Read Only
INPUT.TRG.1	Boolean, Byte, Word , Short, Float	Read Only
INPUT.A/M.2	Boolean, Byte, Word , Short, Float	Read Only
INPUT.GAIN.2	Boolean, Byte, Word , Short, Float	Read Only
INPUT.PVIN.2	Boolean, Byte, Word , Short, Float	Read Only
INPUT.R/L.2	Boolean, Byte, Word , Short, Float	Read Only
INPUT.RSPIN.2	Boolean, Byte, Word , Short, Float	Read Only
INPUT.TRF.2	Boolean, Byte, Word , Short, Float	Read Only
INPUT.TRG.2	Boolean, Byte, Word , Short, Float	Read Only

Loop Mode Status Addressing for UT750

The driver supports the following Loop Mode status addresses for UT750. The default data type for each address type is shown in **bold**.

● **Note:** The driver supports bit access to the following. For more information, refer to Bit Addressing.

Address Format	Data Types	Access
L1MODE.AM1.st	Boolean, Byte, Word , Short, Float	Read Only
L1MODE.AT1.st	Boolean, Byte, Word , Short, Float	Read Only
L1MODE.AUT.st	Boolean, Byte, Word , Short, Float	Read Only
L1MODE.CAS.st	Boolean, Byte, Word , Short, Float	Read Only
L1MODE.MAN.st	Boolean, Byte, Word , Short, Float	Read Only
L1MODE.RL.st	Boolean, Byte, Word , Short, Float	Read Only
L1MODE.RS.st	Boolean, Byte, Word , Short, Float	Read Only
L2MODE.A/M2.st	Boolean, Byte, Word , Short, Float	Read Only
L2MODE.AT2.st	Boolean, Byte, Word , Short, Float	Read Only
L2MODE.R/L2.st	Boolean, Byte, Word , Short, Float	Read Only

Bit Addressing

The addressing format for bit accessing is L#MODE.<address name>.st:0-15. For example, L1MODE.AM1.st:0, L1MODE.AM1.st:1 etc.

Linearizer Register Addressing for UT750

The driver supports the following Linearizer Register addresses for UT750. The default data type for each address type is shown in **bold**.

Address Format	Data Types	Access
LINEARIZER.U1	Boolean, Byte, Word, Short, Float	Read/Write
LINEARIZER.U2	Boolean, Byte, Word, Short, Float	Read/Write
LINEARIZER.U3	Boolean, Byte, Word, Short, Float	Read/Write
LINEARIZER.U4	Boolean, Byte, Word, Short, Float	Read/Write
LINEARIZER.U5	Boolean, Byte, Word, Short, Float	Read/Write
LINEARIZER.U6	Boolean, Byte, Word, Short, Float	Read/Write
LINEARIZER.U7	Boolean, Byte, Word, Short, Float	Read/Write
LINEARIZER.U8	Boolean, Byte, Word, Short, Float	Read/Write
LINEARIZER.1.A1	Boolean, Byte, Word, Short, Float	Read/Write
LINEARIZER.1.A10	Boolean, Byte, Word, Short, Float	Read/Write
LINEARIZER.1.A11	Boolean, Byte, Word, Short, Float	Read/Write
LINEARIZER.1.A2	Boolean, Byte, Word, Short, Float	Read/Write
LINEARIZER.1.A3	Boolean, Byte, Word, Short, Float	Read/Write
LINEARIZER.1.A4	Boolean, Byte, Word, Short, Float	Read/Write
LINEARIZER.1.A5	Boolean, Byte, Word, Short, Float	Read/Write
LINEARIZER.1.A6	Boolean, Byte, Word, Short, Float	Read/Write
LINEARIZER.1.A7	Boolean, Byte, Word, Short, Float	Read/Write
LINEARIZER.1.A8	Boolean, Byte, Word, Short, Float	Read/Write
LINEARIZER.1.A9	Boolean, Byte, Word, Short, Float	Read/Write
LINEARIZER.1.B1	Boolean, Byte, Word, Short, Float	Read/Write
LINEARIZER.1.B10	Boolean, Byte, Word, Short, Float	Read/Write
LINEARIZER.1.B11	Boolean, Byte, Word, Short, Float	Read/Write
LINEARIZER.1.B2	Boolean, Byte, Word, Short, Float	Read/Write
LINEARIZER.1.B3	Boolean, Byte, Word, Short, Float	Read/Write
LINEARIZER.1.B4	Boolean, Byte, Word, Short, Float	Read/Write
LINEARIZER.1.B5	Boolean, Byte, Word, Short, Float	Read/Write
LINEARIZER.1.B6	Boolean, Byte, Word, Short, Float	Read/Write
LINEARIZER.1.B7	Boolean, Byte, Word, Short, Float	Read/Write
LINEARIZER.1.B8	Boolean, Byte, Word, Short, Float	Read/Write
LINEARIZER.1.B9	Boolean, Byte, Word, Short, Float	Read/Write
LINEARIZER.1.PMD	Boolean	Read/Write
LINEARIZER.2.A1	Boolean, Byte, Word, Short, Float	Read/Write
LINEARIZER.2.A10	Boolean, Byte, Word, Short, Float	Read/Write
LINEARIZER.2.A11	Boolean, Byte, Word, Short, Float	Read/Write
LINEARIZER.2.A2	Boolean, Byte, Word, Short, Float	Read/Write
LINEARIZER.2.A3	Boolean, Byte, Word, Short, Float	Read/Write

Address Format	Data Types	Access
LINEARIZER.2.A4	Boolean, Byte, Word, Short, Float	Read/Write
LINEARIZER.2.A5	Boolean, Byte, Word, Short, Float	Read/Write
LINEARIZER.2.A6	Boolean, Byte, Word, Short, Float	Read/Write
LINEARIZER.2.A7	Boolean, Byte, Word, Short, Float	Read/Write
LINEARIZER.2.A8	Boolean, Byte, Word, Short, Float	Read/Write
LINEARIZER.2.A9	Boolean, Byte, Word, Short, Float	Read/Write
LINEARIZER.2.B1	Boolean, Byte, Word, Short, Float	Read/Write
LINEARIZER.2.B10	Boolean, Byte, Word, Short, Float	Read/Write
LINEARIZER.2.B11	Boolean, Byte, Word, Short, Float	Read/Write
LINEARIZER.2.B2	Boolean, Byte, Word, Short, Float	Read/Write
LINEARIZER.2.B3	Boolean, Byte, Word, Short, Float	Read/Write
LINEARIZER.2.B4	Boolean, Byte, Word, Short, Float	Read/Write
LINEARIZER.2.B5	Boolean, Byte, Word, Short, Float	Read/Write
LINEARIZER.2.B6	Boolean, Byte, Word, Short, Float	Read/Write
LINEARIZER.2.B7	Boolean, Byte, Word, Short, Float	Read/Write
LINEARIZER.2.B8	Boolean, Byte, Word, Short, Float	Read/Write
LINEARIZER.2.B9	Boolean, Byte, Word, Short, Float	Read/Write
LINEARIZER.2.PMD	Boolean	Read/Write

Control Parameters Addressing for UT750

The driver supports the following Control Parameters addresses for UT750. The default data type for each address type is shown in **bold**.

Address Format	Data Types	Access
CTRLPARAM.AL1.1	Boolean, Byte , Word, Short, Float	Read/Write
CTRLPARAM.AL1.2	Boolean, Byte , Word, Short, Float	Read/Write
CTRLPARAM.AL2.1	Boolean, Byte , Word, Short, Float	Read/Write
CTRLPARAM.AL2.2	Boolean, Byte , Word, Short, Float	Read/Write
CTRLPARAM.AL3.1	Boolean, Byte , Word, Short, Float	Read/Write
CTRLPARAM.AL3.2	Boolean, Byte , Word, Short, Float	Read/Write
CTRLPARAM.AL4.1	Boolean, Byte , Word, Short, Float	Read/Write
CTRLPARAM.AL4.2	Boolean, Byte , Word, Short, Float	Read/Write
CTRLPARAM.AMD.1	Boolean, Byte , Word, Short, Float	Read/Write
CTRLPARAM.AMD.2	Boolean, Byte , Word, Short, Float	Read/Write
CTRLPARAM.AR.1	Boolean, Byte, Word, Short, Float	Read/Write
CTRLPARAM.AR.2	Boolean, Byte, Word, Short, Float	Read/Write
CTRLPARAM.DY1.1	Boolean, Byte, Word, Short, Float	Read/Write
CTRLPARAM.DY1.2	Boolean, Byte, Word, Short, Float	Read/Write
CTRLPARAM.DY2.1	Boolean, Byte, Word, Short, Float	Read/Write
CTRLPARAM.DY2.2	Boolean, Byte, Word, Short, Float	Read/Write

Address Format	Data Types	Access
CTRLPARAM.DY3.1	Boolean, Byte, Word, Short, Float	Read/Write
CTRLPARAM.DY3.2	Boolean, Byte, Word, Short, Float	Read/Write
CTRLPARAM.DY4.1	Boolean, Byte, Word, Short, Float	Read/Write
CTRLPARAM.DY4.2	Boolean, Byte, Word, Short, Float	Read/Write
CTRLPARAM.GRP	Boolean, Byte, Word, Short, Float	Read/Write
CTRLPARAM.HY1.1	Boolean, Byte, Word, Short, Float	Read/Write
CTRLPARAM.HY1.2	Boolean, Byte, Word, Short, Float	Read/Write
CTRLPARAM.HY2.1	Boolean, Byte, Word, Short, Float	Read/Write
CTRLPARAM.HY2.2	Boolean, Byte, Word, Short, Float	Read/Write
CTRLPARAM.HY3.1	Boolean, Byte, Word, Short, Float	Read/Write
CTRLPARAM.HY3.2	Boolean, Byte, Word, Short, Float	Read/Write
CTRLPARAM.HY4.1	Boolean, Byte, Word, Short, Float	Read/Write
CTRLPARAM.HY4.2	Boolean, Byte, Word, Short, Float	Read/Write
CTRLPARAM.MOD.1	Boolean	Read/Write
CTRLPARAM.MOD.2	Boolean	Read/Write
CTRLPARAM.OPR.1	Boolean, Byte, Word, Short, Float	Read/Write
CTRLPARAM.OPR.2	Boolean, Byte, Word, Short, Float	Read/Write
CTRLPARAM.PT.NO	Boolean, Byte, Word , Short, Float	Read/Write
CTRLPARAM.PVT.1	Boolean	Read/Write
CTRLPARAM.PVT.2	Boolean	Read/Write
CTRLPARAM.R.MD	Boolean, Byte , Word, Short, Float	Read/Write
CTRLPARAM.R.TM	Boolean, Byte , Word, Short, Float	Read/Write
CTRLPARAM.RMS.1	Boolean	Read/Write
CTRLPARAM.RMS.2	Boolean	Read/Write
CTRLPARAM.SPH.1	Boolean, Byte, Word, Short, Float	Read/Write
CTRLPARAM.SPH.2	Boolean, Byte, Word, Short, Float	Read/Write
CTRLPARAM.SPL.1	Boolean, Byte, Word, Short, Float	Read/Write
CTRLPARAM.SPL.2	Boolean, Byte, Word, Short, Float	Read/Write
CTRLPARAM.SPT.1	Boolean	Read/Write
CTRLPARAM.SPT.2	Boolean	Read/Write
CTRLPARAM.TMU.1	Boolean	Read/Write
CTRLPARAM.TMU.2	Boolean	Read/Write
CTRLPARAM.ZON	Boolean	Read/Write

OP Mode Parameter Addressing for UT750

The driver supports the following OP Mode Parameter addresses for UT750. The default data type for each address type is shown in **bold**.

Address Format	Data Types	Access
OPMODE.A/M1	Boolean	Read/Write
OPMODE.A/M2	Boolean	Read/Write
OPMODE.C.A.M	Boolean, Byte, Word , Short, Float	Read/Write
OPMODE.OP_S/R	Boolean	Read/Write
OPMODE.R/L1	Boolean	Read/Write
OPMODE.R/L2	Boolean	Read/Write
OPMODE.SPN	Boolean, Byte, Word , Short, Float	Read/Write
OPMODE.C.RSP.1	Boolean, Byte, Word, Short, Float	Read Only
OPMODE.MOUT.1	Boolean, Byte, Word , Short, Float	Read Only
OPMODE.MOUTc.1	Boolean, Byte, Word , Short, Float	Read Only
OPMODE.C.RSP.2	Boolean, Byte, Word, Short, Float	Read Only
OPMODE.MOUT.2	Boolean, Byte, Word , Short, Float	Read Only
OPMODE.MOUTc.2	Boolean, Byte, Word , Short, Float	Read Only

OP Related Parameter Addressing for UT750

The driver supports the following OP Related Parameter addresses for UT750. The default data type for each address type is shown in **bold**.

Address Format	Data Types	Access
OPREL.AT.1	Boolean, Byte , Word, Short, Float	Read/Write
OPREL.BS.1	Boolean, Byte, Word, Short, Float	Read/Write
OPREL.DNR.1	Boolean, Byte, Word, Short, Float	Read/Write
OPREL.FL.1	Boolean, Byte , Word, Short, Float	Read/Write
OPREL.ORB.1	Boolean, Byte, Word, Short, Float	Read/Write
OPREL.ORH.1	Boolean, Byte, Word, Short, Float	Read/Write
OPREL.ORL.1	Boolean, Byte, Word, Short, Float	Read/Write
OPREL.RBS.1	Boolean, Byte, Word, Short, Float	Read/Write
OPREL.RFL.1	Boolean, Byte , Word, Short, Float	Read/Write
OPREL.RT.1	Boolean, Byte, Word , Short, Float	Read/Write
OPREL.SC.1	Boolean	Read/Write
OPREL.UPR.1	Boolean, Byte, Word, Short, Float	Read/Write
OPREL.AT.2	Boolean, Byte , Word, Short, Float	Read/Write
OPREL.BS.2	Boolean, Byte, Word, Short, Float	Read/Write
OPREL.DNR.2	Boolean, Byte, Word, Short, Float	Read/Write
OPREL.FL.2	Boolean, Byte , Word, Short, Float	Read/Write
OPREL.ORB.2	Boolean, Byte, Word, Short, Float	Read/Write
OPREL.ORH.2	Boolean, Byte, Word, Short, Float	Read/Write
OPREL.ORL.2	Boolean, Byte, Word, Short, Float	Read/Write
OPREL.RBS.2	Boolean, Byte, Word, Short, Float	Read/Write
OPREL.RFL.2	Boolean, Byte , Word, Short, Float	Read/Write

Address Format	Data Types	Access
OPREL.RT.2	Boolean, Byte, Word , Short, Float	Read/Write
OPREL.SC.2	Boolean	Read/Write
OPREL.UPR.2	Boolean, Byte, Word, Short, Float	Read/Write

Output Block Addressing for UT750

The driver supports Boolean Output Block addresses for UT750.

Address Format	Data Types	Access
OUTPUT.DO1	Boolean	Read Only
OUTPUT.DO2	Boolean	Read Only
OUTPUT.DO3	Boolean	Read Only
OUTPUT.DO4	Boolean	Read Only
OUTPUT.DO5	Boolean	Read Only
OUTPUT.DO6	Boolean	Read Only
OUTPUT.DO7	Boolean	Read Only
OUTPUT.MO1	Boolean	Read Only
OUTPUT.MO10H	Boolean	Read Only
OUTPUT.MO10L	Boolean	Read Only
OUTPUT.MO11H	Boolean	Read Only
OUTPUT.MO11L	Boolean	Read Only
OUTPUT.MO12H	Boolean	Read Only
OUTPUT.MO12L	Boolean	Read Only
OUTPUT.MO13H	Boolean	Read Only
OUTPUT.MO13L	Boolean	Read Only
OUTPUT.MO14H	Boolean	Read Only
OUTPUT.MO14L	Boolean	Read Only
OUTPUT.MO15H	Boolean	Read Only
OUTPUT.MO15L	Boolean	Read Only
OUTPUT.MO16H	Boolean	Read Only
OUTPUT.MO16L	Boolean	Read Only
OUTPUT.MO17H	Boolean	Read Only
OUTPUT.MO17L	Boolean	Read Only
OUTPUT.MO18H	Boolean	Read Only
OUTPUT.MO18L	Boolean	Read Only
OUTPUT.MO19H	Boolean	Read Only
OUTPUT.MO19L	Boolean	Read Only
OUTPUT.MO1L	Boolean	Read Only
OUTPUT.MO20H	Boolean	Read Only
OUTPUT.MO20L	Boolean	Read Only

Address Format	Data Types	Access
OUTPUT.MO21H	Boolean	Read Only
OUTPUT.MO21L	Boolean	Read Only
OUTPUT.MO22H	Boolean	Read Only
OUTPUT.MO22L	Boolean	Read Only
OUTPUT.MO23H	Boolean	Read Only
OUTPUT.MO23L	Boolean	Read Only
OUTPUT.MO24H	Boolean	Read Only
OUTPUT.MO24L	Boolean	Read Only
OUTPUT.MO25H	Boolean	Read Only
OUTPUT.MO25L	Boolean	Read Only
OUTPUT.MO26H	Boolean	Read Only
OUTPUT.MO26L	Boolean	Read Only
OUTPUT.MO27H	Boolean	Read Only
OUTPUT.MO27L	Boolean	Read Only
OUTPUT.MO28H	Boolean	Read Only
OUTPUT.MO28L	Boolean	Read Only
OUTPUT.MO29H	Boolean	Read Only
OUTPUT.MO29L	Boolean	Read Only
OUTPUT.MO2H	Boolean	Read Only
OUTPUT.MO2L	Boolean	Read Only
OUTPUT.MO30H	Boolean	Read Only
OUTPUT.MO30L	Boolean	Read Only
OUTPUT.MO31H	Boolean	Read Only
OUTPUT.MO31L	Boolean	Read Only
OUTPUT.MO32H	Boolean	Read Only
OUTPUT.MO32L	Boolean	Read Only
OUTPUT.MO33H	Boolean	Read Only
OUTPUT.MO33L	Boolean	Read Only
OUTPUT.MO34H	Boolean	Read Only
OUTPUT.MO34L	Boolean	Read Only
OUTPUT.MO35H	Boolean	Read Only
OUTPUT.MO35L	Boolean	Read Only
OUTPUT.MO36H	Boolean	Read Only
OUTPUT.MO36L	Boolean	Read Only
OUTPUT.MO37H	Boolean	Read Only
OUTPUT.MO37L	Boolean	Read Only
OUTPUT.MO38H	Boolean	Read Only
OUTPUT.MO38L	Boolean	Read Only
OUTPUT.MO39H	Boolean	Read Only

Address Format	Data Types	Access
OUTPUT.MO39L	Boolean	Read Only
OUTPUT.MO39H	Boolean	Read Only
OUTPUT.MO3L	Boolean	Read Only
OUTPUT.MO40H	Boolean	Read Only
OUTPUT.MO40L	Boolean	Read Only
OUTPUT.MO41H	Boolean	Read Only
OUTPUT.MO41L	Boolean	Read Only
OUTPUT.MO42H	Boolean	Read Only
OUTPUT.MO42L	Boolean	Read Only
OUTPUT.MO43H	Boolean	Read Only
OUTPUT.MO43L	Boolean	Read Only
OUTPUT.MO44H	Boolean	Read Only
OUTPUT.MO44L	Boolean	Read Only
OUTPUT.MO45H	Boolean	Read Only
OUTPUT.MO45L	Boolean	Read Only
OUTPUT.MO46H	Boolean	Read Only
OUTPUT.MO46L	Boolean	Read Only
OUTPUT.MO47H	Boolean	Read Only
OUTPUT.MO47L	Boolean	Read Only
OUTPUT.MO48H	Boolean	Read Only
OUTPUT.MO48L	Boolean	Read Only
OUTPUT.MO49H	Boolean	Read Only
OUTPUT.MO49L	Boolean	Read Only
OUTPUT.MO4H	Boolean	Read Only
OUTPUT.MO4L	Boolean	Read Only
OUTPUT.MO50H	Boolean	Read Only
OUTPUT.MO50L	Boolean	Read Only
OUTPUT.MO5H	Boolean	Read Only
OUTPUT.MO5L	Boolean	Read Only
OUTPUT.MO6H	Boolean	Read Only
OUTPUT.MO6L	Boolean	Read Only
OUTPUT.MO7H	Boolean	Read Only
OUTPUT.MO7L	Boolean	Read Only
OUTPUT.MO8H	Boolean	Read Only
OUTPUT.MO8L	Boolean	Read Only
OUTPUT.MO9H	Boolean	Read Only
OUTPUT.MO9L	Boolean	Read Only
OUTPUT.OUT1A	Boolean	Read Only
OUTPUT.OUT1R	Boolean	Read Only

Address Format	Data Types	Access
OUTPUT.OUT2A	Boolean	Read Only
OUTPUT.OUT2R	Boolean	Read Only
OUTPUT.OUT3A	Boolean	Read Only
OUTPUT.R151	Boolean	Read Only
OUTPUT.R152	Boolean	Read Only
OUTPUT.R153	Boolean	Read Only
OUTPUT.R154	Boolean	Read Only
OUTPUT.R155	Boolean	Read Only
OUTPUT.R156	Boolean	Read Only
OUTPUT.R157	Boolean	Read Only
OUTPUT.R158	Boolean	Read Only
OUTPUT.R251	Boolean	Read Only
OUTPUT.R252	Boolean	Read Only
OUTPUT.R253	Boolean	Read Only
OUTPUT.R254	Boolean	Read Only
OUTPUT.R255	Boolean	Read Only
OUTPUT.R256	Boolean	Read Only
OUTPUT.R257	Boolean	Read Only
OUTPUT.R258	Boolean	Read Only
OUTPUT.RET1	Boolean	Read Only
OUTPUT.RET2	Boolean	Read Only
OUTPUT.COUT.1	Boolean	Read Only
OUTPUT.CSP.1	Boolean	Read Only
OUTPUT.HOUT.1	Boolean	Read Only
OUTPUT.OUT.1	Boolean	Read Only
OUTPUT.PV.1	Boolean	Read Only
OUTPUT.COUT.2	Boolean	Read Only
OUTPUT.CSP.2	Boolean	Read Only
OUTPUT.HOUT.2	Boolean	Read Only
OUTPUT.OUT.2	Boolean	Read Only
OUTPUT.PV.2	Boolean	Read Only

PID Parameters Addressing for UT750

The driver supports the following PID parameters addresses for UT750. The default data type for each address type is shown in **bold**.

Address Format	Data Types	Access
PID.1.A1.1	Boolean, Byte, Word, Short, Float	Read/Write
PID.1.A2.1	Boolean, Byte, Word, Short, Float	Read/Write
PID.1.A3.1	Boolean, Byte, Word, Short, Float	Read/Write

Address Format	Data Types	Access
PID.1.A4.1	Boolean, Byte, Word, Short, Float	Read/Write
PID.1.D.1	Boolean, Byte, Word , Short, Float	Read/Write
PID.1.DB.1	Boolean, Byte, Word , Short, Float	Read/Write
PID.1.Dc.1	Boolean, Byte, Word , Short, Float	Read/Write
PID.1.DR.1	Boolean	Read/Write
PID.1.H.1	Boolean, Byte, Word , Short, Float	Read/Write
PID.1.Hc.1	Boolean, Byte, Word , Short, Float	Read/Write
PID.1.I.1	Boolean, Byte, Word , Short, Float	Read/Write
PID.1.Ic.1	Boolean, Byte, Word , Short, Float	Read/Write
PID.1.MR.1	Boolean, Byte, Word, Short, Float	Read/Write
PID.1.Oc.1	Boolean, Byte, Word , Short, Float	Read/Write
PID.1.OH.1	Boolean, Byte, Word, Short, Float	Read/Write
PID.1.OL.1	Boolean, Byte, Word, Short, Float	Read/Write
PID.1.P.1	Boolean, Byte, Word, Short, Float	Read/Write
PID.1.Pc.1	Boolean, Byte, Word , Short, Float	Read/Write
PID.1.PO.1	Boolean, Byte, Word, Short, Float	Read/Write
PID.1.RP.1	Boolean, Byte, Word , Short, Float	Read/Write
PID.1.SP.1	Boolean, Byte, Word, Short, Float	Read/Write
PID.1.A1.2	Boolean, Byte, Word, Short, Float	Read/Write
PID.1.A2.2	Boolean, Byte, Word, Short, Float	Read/Write
PID.1.A3.2	Boolean, Byte, Word, Short, Float	Read/Write
PID.1.A4.2	Boolean, Byte, Word, Short, Float	Read/Write
PID.1.D.2	Boolean, Byte, Word , Short, Float	Read/Write
PID.1.DB.2	Boolean, Byte, Word , Short, Float	Read/Write
PID.1.Dc.2	Boolean, Byte, Word , Short, Float	Read/Write
PID.1.DR.2	Boolean	Read/Write
PID.1.H.2	Boolean, Byte, Word , Short, Float	Read/Write
PID.1.Hc.2	Boolean, Byte, Word , Short, Float	Read/Write
PID.1.I.2	Boolean, Byte, Word , Short, Float	Read/Write
PID.1.Ic.2	Boolean, Byte, Word , Short, Float	Read/Write
PID.1.MR.2	Boolean, Byte, Word, Short, Float	Read/Write
PID.1.Oc.2	Boolean, Byte, Word , Short, Float	Read/Write
PID.1.OH.2	Boolean, Byte, Word, Short, Float	Read/Write
PID.1.OL.2	Boolean, Byte, Word, Short, Float	Read/Write
PID.1.P.2	Boolean, Byte, Word, Short, Float	Read/Write
PID.1.Pc.2	Boolean, Byte, Word , Short, Float	Read/Write
PID.1.PO.2	Boolean, Byte, Word, Short, Float	Read/Write
PID.1.RP.2	Boolean, Byte, Word , Short, Float	Read/Write
PID.1.SP.2	Boolean, Byte, Word, Short, Float	Read/Write
PID.2.A1.1	Boolean, Byte, Word, Short, Float	Read/Write

Address Format	Data Types	Access
PID.2.A2.1	Boolean, Byte, Word, Short, Float	Read/Write
PID.2.A3.1	Boolean, Byte, Word, Short, Float	Read/Write
PID.2.A4.1	Boolean, Byte, Word, Short, Float	Read/Write
PID.2.D.1	Boolean, Byte, Word , Short, Float	Read/Write
PID.2.DB.1	Boolean, Byte, Word , Short, Float	Read/Write
PID.2.Dc.1	Boolean, Byte, Word , Short, Float	Read/Write
PID.2.DR.1	Boolean	Read/Write
PID.2.H.1	Boolean, Byte, Word , Short, Float	Read/Write
PID.2.Hc.1	Boolean, Byte, Word , Short, Float	Read/Write
PID.2.I.1	Boolean, Byte, Word , Short, Float	Read/Write
PID.2.Ic.1	Boolean, Byte, Word , Short, Float	Read/Write
PID.2.MR.1	Boolean, Byte, Word, Short, Float	Read/Write
PID.2.Oc.1	Boolean, Byte, Word , Short, Float	Read/Write
PID.2.OH.1	Boolean, Byte, Word, Short, Float	Read/Write
PID.2.OL.1	Boolean, Byte, Word, Short, Float	Read/Write
PID.2.P.1	Boolean, Byte, Word, Short, Float	Read/Write
PID.2.Pc.1	Boolean, Byte, Word , Short, Float	Read/Write
PID.2.PO.1	Boolean, Byte, Word, Short, Float	Read/Write
PID.2.RP.1	Boolean, Byte, Word , Short, Float	Read/Write
PID.2.SP.1	Boolean, Byte, Word, Short, Float	Read/Write
PID.2.A1.2	Boolean, Byte, Word, Short, Float	Read/Write
PID.2.A2.2	Boolean, Byte, Word, Short, Float	Read/Write
PID.2.A3.2	Boolean, Byte, Word, Short, Float	Read/Write
PID.2.A4.2	Boolean, Byte, Word, Short, Float	Read/Write
PID.2.D.2	Boolean, Byte, Word , Short, Float	Read/Write
PID.2.DB.2	Boolean, Byte, Word , Short, Float	Read/Write
PID.2.Dc.2	Boolean, Byte, Word , Short, Float	Read/Write
PID.2.DR.2	Boolean	Read/Write
PID.2.H.2	Boolean, Byte, Word , Short, Float	Read/Write
PID.2.Hc.2	Boolean, Byte, Word , Short, Float	Read/Write
PID.2.I.2	Boolean, Byte, Word , Short, Float	Read/Write
PID.2.Ic.2	Boolean, Byte, Word , Short, Float	Read/Write
PID.2.MR.2	Boolean, Byte, Word, Short, Float	Read/Write
PID.2.Oc.2	Boolean, Byte, Word , Short, Float	Read/Write
PID.2.OH.2	Boolean, Byte, Word, Short, Float	Read/Write
PID.2.OL.2	Boolean, Byte, Word, Short, Float	Read/Write
PID.2.P.2	Boolean, Byte, Word, Short, Float	Read/Write
PID.2.Pc.2	Boolean, Byte, Word , Short, Float	Read/Write
PID.2.PO.2	Boolean, Byte, Word, Short, Float	Read/Write
PID.2.RP.2	Boolean, Byte, Word , Short, Float	Read/Write

Address Format	Data Types	Access
PID.2.SP.2	Boolean, Byte, Word, Short, Float	Read/Write
PID.3.A1.1	Boolean, Byte, Word, Short, Float	Read/Write
PID.3.A2.1	Boolean, Byte, Word, Short, Float	Read/Write
PID.3.A3.1	Boolean, Byte, Word, Short, Float	Read/Write
PID.3.A4.1	Boolean, Byte, Word, Short, Float	Read/Write
PID.3.D.1	Boolean, Byte, Word , Short, Float	Read/Write
PID.3.DB.1	Boolean, Byte, Word , Short, Float	Read/Write
PID.3.Dc.1	Boolean, Byte, Word , Short, Float	Read/Write
PID.3.DR.1	Boolean	Read/Write
PID.3.H.1	Boolean, Byte, Word , Short, Float	Read/Write
PID.3.Hc.1	Boolean, Byte, Word , Short, Float	Read/Write
PID.3.I.1	Boolean, Byte, Word , Short, Float	Read/Write
PID.3.Ic.1	Boolean, Byte, Word , Short, Float	Read/Write
PID.3.MR.1	Boolean, Byte, Word, Short, Float	Read/Write
PID.3.Oc.1	Boolean, Byte, Word, Short, Float	Read/Write
PID.3.OH.1	Boolean, Byte, Word, Short, Float	Read/Write
PID.3.OL.1	Boolean, Byte, Word, Short, Float	Read/Write
PID.3.P.1	Boolean, Byte, Word, Short, Float	Read/Write
PID.3.Pc.1	Boolean, Byte, Word , Short, Float	Read/Write
PID.3.PO.1	Boolean, Byte, Word, Short, Float	Read/Write
PID.3.RP.1	Boolean, Byte, Word , Short, Float	Read/Write
PID.3.SP.1	Boolean, Byte, Word, Short, Float	Read/Write
PID.3.A1.2	Boolean, Byte, Word, Short, Float	Read/Write
PID.3.A2.2	Boolean, Byte, Word, Short, Float	Read/Write
PID.3.A3.2	Boolean, Byte, Word, Short, Float	Read/Write
PID.3.A4.2	Boolean, Byte, Word, Short, Float	Read/Write
PID.3.D.2	Boolean, Byte, Word , Short, Float	Read/Write
PID.3.DB.2	Boolean, Byte, Word , Short, Float	Read/Write
PID.3.Dc.2	Boolean, Byte, Word , Short, Float	Read/Write
PID.3.DR.2	Boolean	Read/Write
PID.3.H.2	Boolean, Byte, Word , Short, Float	Read/Write
PID.3.Hc.2	Boolean, Byte, Word , Short, Float	Read/Write
PID.3.I.2	Boolean, Byte, Word , Short, Float	Read/Write
PID.3.Ic.2	Boolean, Byte, Word , Short, Float	Read/Write
PID.3.MR.2	Boolean, Byte, Word, Short, Float	Read/Write
PID.3.Oc.2	Boolean, Byte, Word , Short, Float	Read/Write
PID.3.OH.2	Boolean, Byte, Word, Short, Float	Read/Write
PID.3.OL.2	Boolean, Byte, Word, Short, Float	Read/Write
PID.3.P.2	Boolean, Byte, Word, Short, Float	Read/Write
PID.3.Pc.2	Boolean, Byte, Word , Short, Float	Read/Write

Address Format	Data Types	Access
PID.3.PO.2	Boolean, Byte, Word, Short, Float	Read/Write
PID.3.RP.2	Boolean, Byte, Word , Short, Float	Read/Write
PID.3.SP.2	Boolean, Byte, Word, Short, Float	Read/Write
PID.4.A1.1	Boolean, Byte, Word, Short, Float	Read/Write
PID.4.A2.1	Boolean, Byte, Word, Short, Float	Read/Write
PID.4.A3.1	Boolean, Byte, Word, Short, Float	Read/Write
PID.4.A4.1	Boolean, Byte, Word, Short, Float	Read/Write
PID.4.D.1	Boolean, Byte, Word , Short, Float	Read/Write
PID.4.DB.1	Boolean, Byte, Word, Short, Float	Read/Write
PID.4.Dc.1	Boolean, Byte, Word , Short, Float	Read/Write
PID.4.DR.1	Boolean	Read/Write
PID.4.H.1	Boolean, Byte, Word , Short, Float	Read/Write
PID.4.Hc.1	Boolean, Byte, Word , Short, Float	Read/Write
PID.4.I.1	Boolean, Byte, Word , Short, Float	Read/Write
PID.4.Ic.1	Boolean, Byte, Word , Short, Float	Read/Write
PID.4.MR.1	Boolean, Byte, Word, Short, Float	Read/Write
PID.4.Oc.1	Boolean, Byte, Word , Short, Float	Read/Write
PID.4.OH.1	Boolean, Byte, Word, Short, Float	Read/Write
PID.4.OL.1	Boolean, Byte, Word, Short, Float	Read/Write
PID.4.P.1	Boolean, Byte, Word, Short, Float	Read/Write
PID.4.Pc.1	Boolean, Byte, Word , Short, Float	Read/Write
PID.4.PO.1	Boolean, Byte, Word, Short, Float	Read/Write
PID.4.RP.1	Boolean, Byte, Word, Short, Float	Read/Write
PID.4.SP.1	Boolean, Byte, Word, Short, Float	Read/Write
PID.4.A1.2	Boolean, Byte, Word, Short, Float	Read/Write
PID.4.A2.2	Boolean, Byte, Word, Short, Float	Read/Write
PID.4.A3.2	Boolean, Byte, Word, Short, Float	Read/Write
PID.4.A4.2	Boolean, Byte, Word, Short, Float	Read/Write
PID.4.D.2	Boolean, Byte, Word , Short, Float	Read/Write
PID.4.DB.2	Boolean, Byte, Word , Short, Float	Read/Write
PID.4.Dc.2	Boolean, Byte, Word , Short, Float	Read/Write
PID.4.DR.2	Boolean	Read/Write
PID.4.H.2	Boolean, Byte, Word , Short, Float	Read/Write
PID.4.Hc.2	Boolean, Byte, Word , Short, Float	Read/Write
PID.4.I.2	Boolean, Byte, Word , Short, Float	Read/Write
PID.4.Ic.2	Boolean, Byte, Word , Short, Float	Read/Write
PID.4.MR.2	Boolean, Byte, Word, Short, Float	Read/Write
PID.4.Oc.2	Boolean, Byte, Word , Short, Float	Read/Write
PID.4.OH.2	Boolean, Byte, Word, Short, Float	Read/Write
PID.4.OL.2	Boolean, Byte, Word, Short, Float	Read/Write

Address Format	Data Types	Access
PID.4.P.2	Boolean, Byte, Word, Short, Float	Read/Write
PID.4.Pc.2	Boolean, Byte, Word , Short, Float	Read/Write
PID.4.PO.2	Boolean, Byte, Word, Short, Float	Read/Write
PID.4.RP.2	Boolean, Byte, Word , Short, Float	Read/Write
PID.4.SP.2	Boolean, Byte, Word, Short, Float	Read/Write
PID.5.A1.1	Boolean, Byte, Word, Short, Float	Read/Write
PID.5.A2.1	Boolean, Byte, Word, Short, Float	Read/Write
PID.5.A3.1	Boolean, Byte, Word, Short, Float	Read/Write
PID.5.A4.1	Boolean, Byte, Word, Short, Float	Read/Write
PID.5.D.1	Boolean, Byte, Word , Short, Float	Read/Write
PID.5.DB.1	Boolean, Byte, Word , Short, Float	Read/Write
PID.5.Dc.1	Boolean, Byte, Word , Short, Float	Read/Write
PID.5.DR.1	Boolean	Read/Write
PID.5.H.1	Boolean, Byte, Word , Short, Float	Read/Write
PID.5.Hc.1	Boolean, Byte, Word , Short, Float	Read/Write
PID.5.I.1	Boolean, Byte, Word , Short, Float	Read/Write
PID.5.Ic.1	Boolean, Byte, Word , Short, Float	Read/Write
PID.5.MR.1	Boolean, Byte, Word, Short, Float	Read/Write
PID.5.Oc.1	Boolean, Byte, Word , Short, Float	Read/Write
PID.5.OH.1	Boolean, Byte, Word, Short, Float	Read/Write
PID.5.OL.1	Boolean, Byte, Word, Short, Float	Read/Write
PID.5.P.1	Boolean, Byte, Word, Short, Float	Read/Write
PID.5.Pc.1	Boolean, Byte, Word , Short, Float	Read/Write
PID.5.PO.1	Boolean, Byte, Word, Short, Float	Read/Write
PID.5.RP.1	Boolean, Byte, Word , Short, Float	Read/Write
PID.5.SP.1	Boolean, Byte, Word, Short, Float	Read/Write
PID.5.A1.2	Boolean, Byte, Word, Short, Float	Read/Write
PID.5.A2.2	Boolean, Byte, Word, Short, Float	Read/Write
PID.5.A3.2	Boolean, Byte, Word, Short, Float	Read/Write
PID.5.A4.2	Boolean, Byte, Word, Short, Float	Read/Write
PID.5.D.2	Boolean, Byte, Word , Short, Float	Read/Write
PID.5.DB.2	Boolean, Byte, Word , Short, Float	Read/Write
PID.5.Dc.2	Boolean, Byte, Word , Short, Float	Read/Write
PID.5.DR.2	Boolean	Read/Write
PID.5.H.2	Boolean, Byte, Word , Short, Float	Read/Write
PID.5.Hc.2	Boolean, Byte, Word , Short, Float	Read/Write
PID.5.I.2	Boolean, Byte, Word , Short, Float	Read/Write
PID.5.Ic.2	Boolean, Byte, Word , Short, Float	Read/Write
PID.5.MR.2	Boolean, Byte, Word, Short, Float	Read/Write
PID.5.Oc.2	Boolean, Byte, Word , Short, Float	Read/Write

Address Format	Data Types	Access
PID.5.OH.2	Boolean, Byte, Word, Short, Float	Read/Write
PID.5.OL.2	Boolean, Byte, Word, Short, Float	Read/Write
PID.5.P.2	Boolean, Byte, Word, Short, Float	Read/Write
PID.5.Pc.2	Boolean, Byte, Word , Short, Float	Read/Write
PID.5.PO.2	Boolean, Byte, Word, Short, Float	Read/Write
PID.5.RP.2	Boolean, Byte, Word , Short, Float	Read/Write
PID.5.SP.2	Boolean, Byte, Word, Short, Float	Read/Write
PID.6.A1.1	Boolean, Byte, Word, Short, Float	Read/Write
PID.6.A2.1	Boolean, Byte, Word, Short, Float	Read/Write
PID.6.A3.1	Boolean, Byte, Word, Short, Float	Read/Write
PID.6.A4.1	Boolean, Byte, Word, Short, Float	Read/Write
PID.6.D.1	Boolean, Byte, Word , Short, Float	Read/Write
PID.6.DB.1	Boolean, Byte, Word , Short, Float	Read/Write
PID.6.Dc.1	Boolean, Byte, Word , Short, Float	Read/Write
PID.6.DR.1	Boolean	Read/Write
PID.6.H.1	Boolean, Byte, Word , Short, Float	Read/Write
PID.6.Hc.1	Boolean, Byte, Word , Short, Float	Read/Write
PID.6.I.1	Boolean, Byte, Word , Short, Float	Read/Write
PID.6.Ic.1	Boolean, Byte, Word , Short, Float	Read/Write
PID.6.MR.1	Boolean, Byte, Word, Short, Float	Read/Write
PID.6.Oc.1	Boolean, Byte, Word , Short, Float	Read/Write
PID.6.OH.1	Boolean, Byte, Word, Short, Float	Read/Write
PID.6.OL.1	Boolean, Byte, Word, Short, Float	Read/Write
PID.6.P.1	Boolean, Byte, Word, Short, Float	Read/Write
PID.6.Pc.1	Boolean, Byte, Word, Short, Float	Read/Write
PID.6.PO.1	Boolean, Byte, Word, Short, Float	Read/Write
PID.6.RP.1	Boolean, Byte, Word , Short, Float	Read/Write
PID.6.SP.1	Boolean, Byte, Word, Short, Float	Read/Write
PID.6.A1.2	Boolean, Byte, Word, Short, Float	Read/Write
PID.6.A2.2	Boolean, Byte, Word, Short, Float	Read/Write
PID.6.A3.2	Boolean, Byte, Word, Short, Float	Read/Write
PID.6.A4.2	Boolean, Byte, Word, Short, Float	Read/Write
PID.6.D.2	Boolean, Byte, Word , Short, Float	Read/Write
PID.6.DB.2	Boolean, Byte, Word , Short, Float	Read/Write
PID.6.Dc.2	Boolean, Byte, Word , Short, Float	Read/Write
PID.6.DR.2	Boolean	Read/Write
PID.6.H.2	Boolean, Byte, Word , Short, Float	Read/Write
PID.6.Hc.2	Boolean, Byte, Word , Short, Float	Read/Write
PID.6.I.2	Boolean, Byte, Word , Short, Float	Read/Write
PID.6.Ic.2	Boolean, Byte, Word , Short, Float	Read/Write

Address Format	Data Types	Access
PID.6.MR.2	Boolean, Byte, Word, Short, Float	Read/Write
PID.6.Oc.2	Boolean, Byte, Word , Short, Float	Read/Write
PID.6.OH.2	Boolean, Byte, Word, Short, Float	Read/Write
PID.6.OL.2	Boolean, Byte, Word, Short, Float	Read/Write
PID.6.P.2	Boolean, Byte, Word, Short, Float	Read/Write
PID.6.Pc.2	Boolean, Byte, Word , Short, Float	Read/Write
PID.6.PO.2	Boolean, Byte, Word, Short, Float	Read/Write
PID.6.RP.2	Boolean, Byte, Word , Short, Float	Read/Write
PID.6.SP.2	Boolean, Byte, Word, Short, Float	Read/Write
PID.7.A1.1	Boolean, Byte, Word, Short, Float	Read/Write
PID.7.A2.1	Boolean, Byte, Word, Short, Float	Read/Write
PID.7.A3.1	Boolean, Byte, Word, Short, Float	Read/Write
PID.7.A4.1	Boolean, Byte, Word, Short, Float	Read/Write
PID.7.D.1	Boolean, Byte, Word , Short, Float	Read/Write
PID.7.DB.1	Boolean, Byte, Word , Short, Float	Read/Write
PID.7.Dc.1	Boolean, Byte, Word , Short, Float	Read/Write
PID.7.DR.1	Boolean	Read/Write
PID.7.H.1	Boolean, Byte, Word , Short, Float	Read/Write
PID.7.Hc.1	Boolean, Byte, Word , Short, Float	Read/Write
PID.7.I.1	Boolean, Byte, Word , Short, Float	Read/Write
PID.7.Ic.1	Boolean, Byte, Word , Short, Float	Read/Write
PID.7.MR.1	Boolean, Byte, Word, Short, Float	Read/Write
PID.7.Oc.1	Boolean, Byte, Word , Short, Float	Read/Write
PID.7.OH.1	Boolean, Byte, Word, Short, Float	Read/Write
PID.7.OL.1	Boolean, Byte, Word, Short, Float	Read/Write
PID.7.P.1	Boolean, Byte, Word, Short, Float	Read/Write
PID.7.Pc.1	Boolean, Byte, Word , Short, Float	Read/Write
PID.7.PO.1	Boolean, Byte, Word, Short, Float	Read/Write
PID.7.SP.1	Boolean, Byte, Word, Short, Float	Read/Write
PID.RHY.1	Boolean, Byte, Word, Short, Float	Read/Write
PID.7.A1.2	Boolean, Byte, Word, Short, Float	Read/Write
PID.7.A2.2	Boolean, Byte, Word, Short, Float	Read/Write
PID.7.A3.2	Boolean, Byte, Word, Short, Float	Read/Write
PID.7.A4.2	Boolean, Byte, Word, Short, Float	Read/Write
PID.7.D.2	Boolean, Byte, Word , Short, Float	Read/Write
PID.7.DB.2	Boolean, Byte, Word , Short, Float	Read/Write
PID.7.Dc.2	Boolean, Byte, Word , Short, Float	Read/Write
PID.7.DR.2	Boolean, Byte, Word, Short, Float	Read/Write
PID.7.H.2	Boolean, Byte, Word , Short, Float	Read/Write
PID.7.Hc.2	Boolean, Byte, Word , Short, Float	Read/Write

Address Format	Data Types	Access
PID.7.I.2	Boolean, Byte, Word , Short, Float	Read/Write
PID.7.Ic.2	Boolean, Byte, Word , Short, Float	Read/Write
PID.7.MR.2	Boolean, Byte, Word, Short, Float	Read/Write
PID.7.Oc.2	Boolean, Byte, Word , Short, Float	Read/Write
PID.7.OH.2	Boolean, Byte, Word, Short, Float	Read/Write
PID.7.OL.2	Boolean, Byte, Word, Short, Float	Read/Write
PID.7.P.2	Boolean, Byte, Word, Short, Float	Read/Write
PID.7.Pc.2	Boolean, Byte, Word , Short, Float	Read/Write
PID.7.PO.2	Boolean, Byte, Word, Short, Float	Read/Write
PID.7.SP.2	Boolean, Byte, Word, Short, Float	Read/Write
PID.8.A1.1	Boolean, Byte, Word, Short, Float	Read/Write
PID.8.A2.1	Boolean, Byte, Word, Short, Float	Read/Write
PID.8.A3.1	Boolean, Byte, Word, Short, Float	Read/Write
PID.8.A4.1	Boolean, Byte, Word, Short, Float	Read/Write
PID.8.D.1	Boolean, Byte, Word , Short, Float	Read/Write
PID.8.DB.1	Boolean, Byte, Word , Short, Float	Read/Write
PID.8.Dc.1	Boolean, Byte, Word , Short, Float	Read/Write
PID.8.DR.1	Boolean	Read/Write
PID.8.H.1	Boolean, Byte, Word , Short, Float	Read/Write
PID.8.Hc.1	Boolean, Byte, Word , Short, Float	Read/Write
PID.8.I.1	Boolean, Byte, Word , Short, Float	Read/Write
PID.8.Ic.1	Boolean, Byte, Word , Short, Float	Read/Write
PID.8.MR.1	Boolean, Byte, Word, Short, Float	Read/Write
PID.8.Oc.1	Boolean, Byte, Word , Short, Float	Read/Write
PID.8.OH.1	Boolean, Byte, Word, Short, Float	Read/Write
PID.8.OL.1	Boolean, Byte, Word, Short, Float	Read/Write
PID.8.P.1	Boolean, Byte, Word, Short, Float	Read/Write
PID.8.Pc.1	Boolean, Byte, Word , Short, Float	Read/Write
PID.8.PO.1	Boolean, Byte, Word, Short, Float	Read/Write
PID.8.SP.1	Boolean, Byte, Word, Short, Float	Read/Write
PID.8.A1.2	Boolean, Byte, Word, Short, Float	Read/Write
PID.8.A2.2	Boolean, Byte, Word, Short, Float	Read/Write
PID.8.A3.2	Boolean, Byte, Word, Short, Float	Read/Write
PID.8.A4.2	Boolean, Byte, Word, Short, Float	Read/Write
PID.8.D.2	Boolean, Byte, Word , Short, Float	Read/Write
PID.8.DB.2	Boolean, Byte, Word , Short, Float	Read/Write
PID.8.Dc.2	Boolean, Byte, Word , Short, Float	Read/Write
PID.8.DR.2	Boolean	Read/Write
PID.8.H.2	Boolean, Byte, Word , Short, Float	Read/Write
PID.8.Hc.2	Boolean, Byte, Word , Short, Float	Read/Write

Address Format	Data Types	Access
PID.8.I.2	Boolean, Byte, Word , Short, Float	Read/Write
PID.8.Ic.2	Boolean, Byte, Word , Short, Float	Read/Write
PID.8.MR.2	Boolean, Byte, Word, Short, Float	Read/Write
PID.8.Oc.2	Boolean, Byte, Word , Short, Float	Read/Write
PID.8.OH.2	Boolean, Byte, Word, Short, Float	Read/Write
PID.8.OL.2	Boolean, Byte, Word, Short, Float	Read/Write
PID.8.P.2	Boolean, Byte, Word, Short, Float	Read/Write
PID.8.Pc.2	Boolean, Byte, Word , Short, Float	Read/Write
PID.8.PO.2	Boolean, Byte, Word, Short, Float	Read/Write
PID.8.SP.2	Boolean, Byte, Word, Short, Float	Read/Write
PID.RDV.2	Boolean, Byte, Word, Short, Float	Read/Write
PID.RDV.1	Boolean, Byte, Word , Short, Float	Read/Write
PID.RHY.2	Boolean, Byte, Word , Short, Float	Read/Write

Process Parameters Addressing for UT750

The driver supports the following Process parameter addresses for UT750. The default data type for each address type is shown in **bold**.

Address Format	Data Types	Access
PROCESS.ADERROR	Boolean, Byte, Word , Short, Float	Read Only
PROCESS.ALM	Boolean, Byte, Word , Short, Float	Read Only
PROCESS.ALOSTS	Boolean, Byte, Word , Short, Float	Read Only
PROCESS.CSPNO	Boolean, Byte, Word , Short, Float	Read Only
PROCESS.DISP1	Boolean, Byte, Word , Short, Float	Read Only
PROCESS.DISP2	Boolean, Byte, Word , Short, Float	Read Only
PROCESS.DISTS	Boolean, Byte, Word , Short, Float	Read Only
PROCESS.ERROR.1	Boolean, Byte, Word , Short, Float	Read Only
PROCESS.PARAERR	Boolean, Byte, Word , Short, Float	Read Only
PROCESS.RDISTS	Boolean, Byte, Word , Short, Float	Read Only
PROCESS.SMEC	Boolean, Byte, Word , Short, Float	Read Only
PROCESS.TIM1	Boolean, Byte, Word , Short, Float	Read Only
PROCESS.TIM2	Boolean, Byte, Word , Short, Float	Read Only
PROCESS.COUT.1	Boolean, Byte, Word , Short, Float	Read Only
PROCESS.CSP.1	Boolean, Byte, Word, Short, Float	Read Only
PROCESS.DEV.1	Boolean, Byte, Word , Short, Float	Read Only
PROCESS.HOUT.1	Boolean, Byte, Word , Short, Float	Read Only
PROCESS.MOD.1	Boolean, Byte, Word , Short, Float	Read Only
PROCESS.OR.1	Boolean, Byte, Word , Short, Float	Read Only
PROCESS.OUT.1	Boolean, Byte, Word, Short, Float	Read Only
PROCESS.PIDNO.1	Boolean, Byte, Word , Short, Float	Read Only

Address Format	Data Types	Access
PROCESS.PV.1	Boolean, Byte, Word, Short, Float	Read Only
PROCESS.COUT.2	Boolean, Byte, Word , Short, Float	Read Only
PROCESS.CSP.2	Boolean, Byte, Word , Short, Float	Read Only
PROCESS.DEV.2	Boolean, Byte, Word , Short, Float	Read Only
PROCESS.ERROR.2	Boolean, Byte, Word , Short, Float	Read Only
PROCESS.HOUT.2	Boolean, Byte, Word , Short, Float	Read Only
PROCESS.MOD.2	Boolean, Byte, Word , Short, Float	Read Only
PROCESS.OR.2	Boolean, Byte, Word , Short, Float	Read Only
PROCESS.OUT.2	Boolean, Byte, Word, Short, Float	Read Only
PROCESS.PIDNO.2	Boolean, Byte, Word , Short, Float	Read Only
PROCESS.PV.2	Boolean, Byte, Word, Short, Float	Read Only

Status Addressing for UT750

The driver supports Boolean status addresses for UT750.

Address Format	Data Types	Access
STATUS.ALO11.st	Boolean	Read Only
STATUS.ALO12.st	Boolean	Read Only
STATUS.ALO13.st	Boolean	Read Only
STATUS.ALO14.st	Boolean	Read Only
STATUS.ALO21.st	Boolean	Read Only
STATUS.ALO22.st	Boolean	Read Only
STATUS.ALO23.st	Boolean	Read Only
STATUS.ALO24.st	Boolean	Read Only
STATUS.AT1.st	Boolean	Read Only
STATUS.AT2.st	Boolean	Read Only
STATUS.AUT.st	Boolean	Read Only
STATUS.AUTMAN.st	Boolean	Read Only
STATUS.AUTMAN2.st	Boolean	Read Only
STATUS.CAS.st	Boolean	Read Only
STATUS.CSPNO.0.st	Boolean	Read Only
STATUS.DEV1-.st	Boolean	Read Only
STATUS.DEV1+.st	Boolean	Read Only
STATUS.DEV1Z.st	Boolean	Read Only
STATUS.DEV2-.st	Boolean	Read Only
STATUS.DEV2+.st	Boolean	Read Only
STATUS.DEV2Z.st	Boolean	Read Only
STATUS.DI1.st	Boolean	Read Only
STATUS.DI2.st	Boolean	Read Only

Address Format	Data Types	Access
STATUS.DI3.st	Boolean	Read Only
STATUS.DI4.st	Boolean	Read Only
STATUS.DI5.st	Boolean	Read Only
STATUS.DI6.st	Boolean	Read Only
STATUS.DI7.st	Boolean	Read Only
STATUS.DP1.st	Boolean	Read Only
STATUS.DP2.st	Boolean	Read Only
STATUS.MAN.st	Boolean	Read Only
STATUS.MG1.st	Boolean	Read Only
STATUS.MG2.st	Boolean	Read Only
STATUS.MG3.st	Boolean	Read Only
STATUS.MG4.st	Boolean	Read Only
STATUS.PIDNO1.0.st	Boolean	Read Only
STATUS.PIDNO1.1.st	Boolean	Read Only
STATUS.PIDNO1.2.st	Boolean	Read Only
STATUS.PIDNO2.0.st	Boolean	Read Only
STATUS.PON.st	Boolean	Read Only
STATUS.PV2.st	Boolean	Read Only
STATUS.RDI101.st	Boolean	Read Only
STATUS.RDI102.st	Boolean	Read Only
STATUS.RDI103.st	Boolean	Read Only
STATUS.RDI104.st	Boolean	Read Only
STATUS.RDI105.st	Boolean	Read Only
STATUS.RDI106.st	Boolean	Read Only
STATUS.RDI107.st	Boolean	Read Only
STATUS.RDI108.st	Boolean	Read Only
STATUS.RDI201.st	Boolean	Read Only
STATUS.RDI202.st	Boolean	Read Only
STATUS.RDI203.st	Boolean	Read Only
STATUS.RDI204.st	Boolean	Read Only
STATUS.RDI205.st	Boolean	Read Only
STATUS.RDI206.st	Boolean	Read Only
STATUS.RDI207.st	Boolean	Read Only
STATUS.RDI208.st	Boolean	Read Only
STATUS.REMLCL1.st	Boolean	Read Only
STATUS.REMLCL2.st	Boolean	Read Only
STATUS.RUNSTOP.st	Boolean	Read Only
STATUS.TIM.10S.st	Boolean	Read Only
STATUS.TIM.1M.st	Boolean	Read Only

Address Format	Data Types	Access
STATUS.TIM.1S.st	Boolean	Read Only
STATUS.TIM.5S.st	Boolean	Read Only
STATUS.V.GUE.st	Boolean	Read Only
ALRMST.ALM11.st	Boolean	Read Only
ALRMST.ALM12.st	Boolean	Read Only
ALRMST.ALM13.st	Boolean	Read Only
ALRMST.ALM14.st	Boolean	Read Only
ALRMST.ALM21.st	Boolean	Read Only
ALRMST.ALM22.st	Boolean	Read Only
ALRMST.ALM23.st	Boolean	Read Only
ALRMST.ALM24.st	Boolean	Read Only
ALRMST.OR1.st	Boolean	Read Only
ALRMST.OR2.st	Boolean	Read Only
OFFSTATUS.A/M1.off	Boolean	Read Only
OFFSTATUS.A/M2.off	Boolean	Read Only
OFFSTATUS.AD1BO.off	Boolean	Read Only
OFFSTATUS.AD1ERR.off	Boolean	Read Only
OFFSTATUS.AD2BO.off	Boolean	Read Only
OFFSTATUS.AD2ERR.off	Boolean	Read Only
OFFSTATUS.AD3BO.off	Boolean	Read Only
OFFSTATUS.AD3ERR.off	Boolean	Read Only
OFFSTATUS.ALM11.off	Boolean	Read Only
OFFSTATUS.ALM12.off	Boolean	Read Only
OFFSTATUS.ALM13.off	Boolean	Read Only
OFFSTATUS.ALM14.off	Boolean	Read Only
OFFSTATUS.ALM21.off	Boolean	Read Only
OFFSTATUS.ALM22.off	Boolean	Read Only
OFFSTATUS.ALM23.off	Boolean	Read Only
OFFSTATUS.ALM24.off	Boolean	Read Only
OFFSTATUS.AT1.off	Boolean	Read Only
OFFSTATUS.AT1ERR.off	Boolean	Read Only
OFFSTATUS.AT2.off	Boolean	Read Only
OFFSTATUS.AT2ERR.off	Boolean	Read Only
OFFSTATUS.AUT.off	Boolean	Read Only
OFFSTATUS.C.RSP1ADC.off	Boolean	Read Only
OFFSTATUS.C.RSP1BO.off	Boolean	Read Only
OFFSTATUS.C.RSP2ADC.off	Boolean	Read Only
OFFSTATUS.C.RSP2BO.off	Boolean	Read Only
OFFSTATUS.CALB.E.off	Boolean	Read Only

Address Format	Data Types	Access
OFFSTATUS.CAS.off	Boolean	Read Only
OFFSTATUS.DI1.off	Boolean	Read Only
OFFSTATUS.DI2.off	Boolean	Read Only
OFFSTATUS.DI3.off	Boolean	Read Only
OFFSTATUS.DI4.off	Boolean	Read Only
OFFSTATUS.DI5.off	Boolean	Read Only
OFFSTATUS.DI6.off	Boolean	Read Only
OFFSTATUS.DI7.off	Boolean	Read Only
OFFSTATUS.DP1.off	Boolean	Read Only
OFFSTATUS.DP2.off	Boolean	Read Only
OFFSTATUS.MAN.off	Boolean	Read Only
OFFSTATUS.MG1.off	Boolean	Read Only
OFFSTATUS.MG2.off	Boolean	Read Only
OFFSTATUS.MG3.off	Boolean	Read Only
OFFSTATUS.MG4.off	Boolean	Read Only
OFFSTATUS.MODE.E.off	Boolean	Read Only
OFFSTATUS.OR1.off	Boolean	Read Only
OFFSTATUS.OR2.off	Boolean	Read Only
OFFSTATUS.PARA.E.off	Boolean	Read Only
OFFSTATUS.PV1+over.off	Boolean	Read Only
OFFSTATUS.PV1ADC.off	Boolean	Read Only
OFFSTATUS.PV1BO.off	Boolean	Read Only
OFFSTATUS.PV1-over.off	Boolean	Read Only
OFFSTATUS.PV2+over.off	Boolean	Read Only
OFFSTATUS.PV2ADC.off	Boolean	Read Only
OFFSTATUS.PV2BO.off	Boolean	Read Only
OFFSTATUS.PV2-over.off	Boolean	Read Only
OFFSTATUS.R/L.off	Boolean	Read Only
OFFSTATUS.R/L2.off	Boolean	Read Only
OFFSTATUS.R/S.off	Boolean	Read Only
OFFSTATUS.RANGE.off	Boolean	Read Only
OFFSTATUS.RDI101.off	Boolean	Read Only
OFFSTATUS.RDI102.off	Boolean	Read Only
OFFSTATUS.RDI103.off	Boolean	Read Only
OFFSTATUS.RDI104.off	Boolean	Read Only
OFFSTATUS.RDI105.off	Boolean	Read Only
OFFSTATUS.RDI106.off	Boolean	Read Only
OFFSTATUS.RDI107.off	Boolean	Read Only
OFFSTATUS.RDI108.off	Boolean	Read Only

Address Format	Data Types	Access
OFFSTATUS.RDI201.off	Boolean	Read Only
OFFSTATUS.RDI202.off	Boolean	Read Only
OFFSTATUS.RDI203.off	Boolean	Read Only
OFFSTATUS.RDI204.off	Boolean	Read Only
OFFSTATUS.RDI205.off	Boolean	Read Only
OFFSTATUS.RDI206.off	Boolean	Read Only
OFFSTATUS.RDI207.off	Boolean	Read Only
OFFSTATUS.RDI208.off	Boolean	Read Only
OFFSTATUS.RJC1ERR.off	Boolean	Read Only
OFFSTATUS.RJC2ERR.off	Boolean	Read Only
OFFSTATUS.RSP1ADC.off	Boolean	Read Only
OFFSTATUS.RSP1BO.off	Boolean	Read Only
OFFSTATUS.RSP2ADC.off	Boolean	Read Only
OFFSTATUS.RSP2BO.off	Boolean	Read Only
OFFSTATUS.SETUP.off	Boolean	Read Only
OFFSTATUS.SYSTEM.E.off	Boolean	Read Only
OFFSTATUS.USER.E.off	Boolean	Read Only
OFFSTATUS.UTMD.off	Boolean	Read Only
OFFSTATUS.VLV.ATERR.off	Boolean	Read Only
OFFSTATUS.VLV.BOUT.off	Boolean	Read Only
ONSTATUS.A/M1.on	Boolean	Read Only
ONSTATUS.A/M2.on	Boolean	Read Only
ONSTATUS.AD1BO.on	Boolean	Read Only
ONSTATUS.AD1ERR.on	Boolean	Read Only
ONSTATUS.AD2BO.on	Boolean	Read Only
ONSTATUS.AD2ERR.on	Boolean	Read Only
ONSTATUS.AD3BO.on	Boolean	Read Only
ONSTATUS.AD3ERR.on	Boolean	Read Only
ONSTATUS.ALM11.on	Boolean	Read Only
ONSTATUS.ALM12.on	Boolean	Read Only
ONSTATUS.ALM13.on	Boolean	Read Only
ONSTATUS.ALM14.on	Boolean	Read Only
ONSTATUS.ALM21.on	Boolean	Read Only
ONSTATUS.ALM22.on	Boolean	Read Only
ONSTATUS.ALM23.on	Boolean	Read Only
ONSTATUS.ALM24.on	Boolean	Read Only
ONSTATUS.AT1.on	Boolean	Read Only
ONSTATUS.AT1ERR.on	Boolean	Read Only
ONSTATUS.AT2.on	Boolean	Read Only

Address Format	Data Types	Access
ONSTATUS.AT2ERR.on	Boolean	Read Only
ONSTATUS.AUT.on	Boolean	Read Only
ONSTATUS.C.RSP1ADC.on	Boolean	Read Only
ONSTATUS.C.RSP1BO.on	Boolean	Read Only
ONSTATUS.C.RSP2ADC.on	Boolean	Read Only
ONSTATUS.C.RSP2BO.on	Boolean	Read Only
ONSTATUS.CALB.E.on	Boolean	Read Only
ONSTATUS.CAS.on	Boolean	Read Only
ONSTATUS.DI1.on	Boolean	Read Only
ONSTATUS.DI2.on	Boolean	Read Only
ONSTATUS.DI3.on	Boolean	Read Only
ONSTATUS.DI4.on	Boolean	Read Only
ONSTATUS.DI5.on	Boolean	Read Only
ONSTATUS.DI6.on	Boolean	Read Only
ONSTATUS.DI7.on	Boolean	Read Only
ONSTATUS.DP1.on	Boolean	Read Only
ONSTATUS.DP2.on	Boolean	Read Only
ONSTATUS.MAN.on	Boolean	Read Only
ONSTATUS.MG1.on	Boolean	Read Only
ONSTATUS.MG2.on	Boolean	Read Only
ONSTATUS.MG3.on	Boolean	Read Only
ONSTATUS.MG4.on	Boolean	Read Only
ONSTATUS.MODE.E.on	Boolean	Read Only
ONSTATUS.OR1.on	Boolean	Read Only
ONSTATUS.OR2.on	Boolean	Read Only
ONSTATUS.PARA.E.on	Boolean	Read Only
ONSTATUS.PV1+over.on	Boolean	Read Only
ONSTATUS.PV1ADC.on	Boolean	Read Only
ONSTATUS.PV1BO.on	Boolean	Read Only
ONSTATUS.PV1-over.on	Boolean	Read Only
ONSTATUS.PV2+over.on	Boolean	Read Only
ONSTATUS.PV2ADC.on	Boolean	Read Only
ONSTATUS.PV2BO.on	Boolean	Read Only
ONSTATUS.PV2-over.on	Boolean	Read Only
ONSTATUS.R/L.on	Boolean	Read Only
ONSTATUS.R/L2.on	Boolean	Read Only
ONSTATUS.RANGE.on	Boolean	Read Only
ONSTATUS.RDI101.on	Boolean	Read Only
ONSTATUS.RDI102.on	Boolean	Read Only

Address Format	Data Types	Access
ONSTATUS.RDI103.on	Boolean	Read Only
ONSTATUS.RDI104.on	Boolean	Read Only
ONSTATUS.RDI105.on	Boolean	Read Only
ONSTATUS.RDI106.on	Boolean	Read Only
ONSTATUS.RDI107.on	Boolean	Read Only
ONSTATUS.RDI108.on	Boolean	Read Only
ONSTATUS.RDI201.on	Boolean	Read Only
ONSTATUS.RDI202.on	Boolean	Read Only
ONSTATUS.RDI203.on	Boolean	Read Only
ONSTATUS.RDI204.on	Boolean	Read Only
ONSTATUS.RDI205.on	Boolean	Read Only
ONSTATUS.RDI206.on	Boolean	Read Only
ONSTATUS.RDI207.on	Boolean	Read Only
ONSTATUS.RDI208.on	Boolean	Read Only
ONSTATUS.RJC1ERR.on	Boolean	Read Only
ONSTATUS.RJC2ERR.on	Boolean	Read Only
ONSTATUS.RS.on	Boolean	Read Only
ONSTATUS.RSP1ADC.on	Boolean	Read Only
ONSTATUS.RSP1BO.on	Boolean	Read Only
ONSTATUS.RSP2ADC.on	Boolean	Read Only
ONSTATUS.RSP2BO.on	Boolean	Read Only
ONSTATUS.SETUP.on	Boolean	Read Only
ONSTATUS.SYSTEM.E.on	Boolean	Read Only
ONSTATUS.USER.E.on	Boolean	Read Only
ONSTATUS.UTMD.on	Boolean	Read Only
ONSTATUS.VLV.ATERR.on	Boolean	Read Only
ONSTATUS.VLV.BOUT.on	Boolean	Read Only
STATUS.CSPNO.1.st	Boolean	Read Only
STATUS.PIDNO2.1.st	Boolean	Read Only
STATUS.CSPNO.2.st	Boolean	Read Only
STATUS.PIDNO2.2.st	Boolean	Read Only
STATUS.CSPNO.3.st	Boolean	Read Only
STATUS.PIDNO1.3.st	Boolean	Read Only
STATUS.PIDNO2.3.st	Boolean	Read Only

Absolute Address Mapping (D0000-D0300) for UT750

Register to Tag Address Mapping for registers D0000-D0300 are shown below.

Note: Registers missing in the given range are either not applicable for this device model or are not supported.

Register Address	Tag Address
D0001	PROCESS.ADERROR
D0002	PROCESS.ERROR.1
D0003	PROCESS.PV.1
D0004	PROCESS.CSP.1
D0005	PROCESS.OUT.1
D0006	PROCESS.HOUT.1
D0007	PROCESS.COUT.1
D0008	PROCESS.MOD.1
D0009	PROCESS.PIDNO.1
D0010	PROCESS.CSPNO
D0011	PROCESS.ALM
D0018	PROCESS.ERROR.2
D0019	PROCESS.PV.2
D0020	PROCESS.CSP.2
D0021	PROCESS.OUT.2
D0022	PROCESS.HOUT.2
D0023	PROCESS.COUT.2
D0024	PROCESS.MOD.2
D0025	PROCESS.PIDNO.2
D0026	PROCESS.DEV.1
D0027	PROCESS.OR.1
D0030	PROCESS.DEV.2
D0031	PROCESS.OR.2
D0032	PROCESS.SMEC
D0033	PROCESS.DISTS
D0034	PROCESS.RDISTS
D0035	PROCESS.PARAERR
D0036	PROCESS.ALOSTS
D0037	PROCESS.TIM1
D0038	PROCESS.TIM2
D0039	PROCESS.DISP1
D0040	PROCESS.DISP2
D0201	OPMODE.A/M1
D0202	OPMODE.A/M2
D0203	OPMODE.R/L1
D0204	OPMODE.R/L2
D0205	OPMODE.OP_S/R
D0206	OPMODE.C.A.M
D0207	OPMODE.SPN

Register Address	Tag Address
D0215	OPMODE.C.RSP.1
D0216	OPMODE.C.RSP.2
D0217	OPMODE.MOUT.1
D0218	OPMODE.MOUTc.1
D0219	OPMODE.MOUT.2
D0220	OPMODE.MOUTc.2
D0241	OPREL.AT.1
D0242	OPREL.SC.1
D0243	OPREL.BS.1
D0244	OPREL.FL.1
D0245	OPREL.UPR.1
D0246	OPREL.DNR.1
D0247	OPREL.RT.1
D0248	OPREL.RBS.1
D0249	OPREL.RFL.1
D0250	OPREL.ORB.1
D0251	OPREL.ORH.1
D0252	OPREL.ORL.1
D0271	OPREL.AT.2
D0272	OPREL.SC.2
D0273	OPREL.BS.2
D0274	OPREL.FL.2
D0275	OPREL.UPR.2
D0276	OPREL.DNR.2
D0277	OPREL.RT.2
D0278	OPREL.RBS.2
D0279	OPREL.RFL.2
D0280	OPREL.ORB.2
D0281	OPREL.ORH.2
D0282	OPREL.ORL.2

Absolute Address Mapping (D0301-D0700) for UT750

Register to Tag Address Mapping for registers D0300-D0700 are shown below.

● **Note:** Registers missing in the given range are either not applicable for this device model or are not supported.

Register Address	Tag Address
D0301	PID.1.SP.1
D0302	PID.1.A1.1

Register Address	Tag Address
D0303	PID.1.A2.1
D0304	PID.1.A3.1
D0305	PID.1.A4.1
D0306	PID.1.P.1
D0307	PID.1.I.1
D0308	PID.1.D.1
D0309	PID.1.OH.1
D0310	PID.1.OL.1
D0311	PID.1.MR.1
D0312	PID.1.H.1
D0313	PID.1.DR.1
D0314	PID.1.Pc.1
D0315	PID.1.lc.1
D0316	PID.1.Dc.1
D0317	PID.1.Hc.1
D0318	PID.1.DB.1
D0319	PID.1.RP.1
D0320	PID.1.PO.1
D0321	PID.1.Oc.1
D0326	PID.2.SP.1
D0327	PID.2.A1.1
D0328	PID.2.A2.1
D0329	PID.2.A3.1
D0330	PID.2.A4.1
D0331	PID.2.P.1
D0332	PID.2.I.1
D0333	PID.2.D.1
D0334	PID.2.OH.1
D0335	PID.2.OL.1
D0336	PID.2.MR.1
D0337	PID.2.H.1
D0338	PID.2.DR.1
D0339	PID.2.Pc.1
D0340	PID.2.lc.1
D0341	PID.2.Dc.1
D0342	PID.2.Hc.1
D0343	PID.2.DB.1
D0344	PID.2.RP.1
D0345	PID.2.PO.1

Register Address	Tag Address
D0346	PID.2.Oc.1
D0351	PID.3.SP.1
D0352	PID.3.A1.1
D0353	PID.3.A2.1
D0354	PID.3.A3.1
D0355	PID.3.A4.1
D0356	PID.3.P.1
D0357	PID.3.I.1
D0358	PID.3.D.1
D0359	PID.3.OH.1
D0360	PID.3.OL.1
D0361	PID.3.MR.1
D0362	PID.3.H.1
D0363	PID.3.DR.1
D0364	PID.3.Pc.1
D0365	PID.3.Ic.1
D0366	PID.3.Dc.1
D0367	PID.3.Hc.1
D0368	PID.3.DB.1
D0369	PID.3.RP.1
D0370	PID.3.PO.1
D0371	PID.3.Oc.1
D0376	PID.4.SP.1
D0377	PID.4.A1.1
D0378	PID.4.A2.1
D0379	PID.4.A3.1
D0380	PID.4.A4.1
D0381	PID.4.P.1
D0382	PID.4.I.1
D0383	PID.4.D.1
D0384	PID.4.OH.1
D0385	PID.4.OL.1
D0386	PID.4.MR.1
D0387	PID.4.H.1
D0388	PID.4.DR.1
D0389	PID.4.Pc.1
D0390	PID.4.Ic.1
D0391	PID.4.Dc.1
D0392	PID.4.Hc.1

Register Address	Tag Address
D0393	PID.4.DB.1
D0394	PID.4.RP.1
D0395	PID.4.PO.1
D0396	PID.4.Oc.1
D0401	PID.5.SP.1
D0402	PID.5.A1.1
D0403	PID.5.A2.1
D0404	PID.5.A3.1
D0405	PID.5.A4.1
D0406	PID.5.P.1
D0407	PID.5.I.1
D0408	PID.5.D.1
D0409	PID.5.OH.1
D0410	PID.5.OL.1
D0411	PID.5.MR.1
D0412	PID.5.H.1
D0413	PID.5.DR.1
D0414	PID.5.Pc.1
D0415	PID.5.Ic.1
D0416	PID.5.Dc.1
D0417	PID.5.Hc.1
D0418	PID.5.DB.1
D0419	PID.5.RP.1
D0420	PID.5.PO.1
D0421	PID.5.Oc.1
D0426	PID.6.SP.1
D0427	PID.6.A1.1
D0428	PID.6.A2.1
D0429	PID.6.A3.1
D0430	PID.6.A4.1
D0431	PID.6.P.1
D0432	PID.6.I.1
D0433	PID.6.D.1
D0434	PID.6.OH.1
D0435	PID.6.OL.1
D0436	PID.6.MR.1
D0437	PID.6.H.1
D0438	PID.6.DR.1
D0439	PID.6.Pc.1

Register Address	Tag Address
D0440	PID.6.Ic.1
D0441	PID.6.Dc.1
D0442	PID.6.Hc.1
D0443	PID.6.DB.1
D0444	PID.6.RP.1
D0445	PID.6.PO.1
D0446	PID.6.Oc.1
D0451	PID.7.SP.1
D0452	PID.7.A1.1
D0453	PID.7.A2.1
D0454	PID.7.A3.1
D0455	PID.7.A4.1
D0456	PID.7.P.1
D0457	PID.7.I.1
D0458	PID.7.D.1
D0459	PID.7.OH.1
D0460	PID.7.OL.1
D0461	PID.7.MR.1
D0462	PID.7.H.1
D0463	PID.7.DR.1
D0464	PID.7.Pc.1
D0465	PID.7.Ic.1
D0466	PID.7.Dc.1
D0467	PID.7.Hc.1
D0468	PID.7.DB.1
D0469	PID.RHY.1
D0470	PID.7.PO.1
D0471	PID.7.Oc.1
D0476	PID.8.SP.1
D0477	PID.8.A1.1
D0478	PID.8.A2.1
D0479	PID.8.A3.1
D0480	PID.8.A4.1
D0481	PID.8.P.1
D0482	PID.8.I.1
D0483	PID.8.D.1
D0484	PID.8.OH.1
D0485	PID.8.OL.1
D0486	PID.8.MR.1

Register Address	Tag Address
D0487	PID.8.H.1
D0488	PID.8.DR.1
D0489	PID.8.Pc.1
D0490	PID.8.lc.1
D0491	PID.8.Dc.1
D0492	PID.8.Hc.1
D0493	PID.8.DB.1
D0494	PID.RDV.1
D0495	PID.8.PO.1
D0496	PID.8.Oc.1
D0501	PID.1.SP.2
D0502	PID.1.A1.2
D0503	PID.1.A2.2
D0504	PID.1.A3.2
D0505	PID.1.A4.2
D0506	PID.1.P.2
D0507	PID.1.I.2
D0508	PID.1.D.2
D0509	PID.1.OH.2
D0510	PID.1.OL.2
D0511	PID.1.MR.2
D0512	PID.1.H.2
D0513	PID.1.DR.2
D0514	PID.1.Pc.2
D0515	PID.1.lc.2
D0516	PID.1.Dc.2
D0517	PID.1.Hc.2
D0518	PID.1.DB.2
D0519	PID.1.RP.2
D0520	PID.1.PO.2
D0521	PID.1.Oc.2
D0526	PID.2.SP.2
D0527	PID.2.A1.2
D0528	PID.2.A2.2
D0529	PID.2.A3.2
D0530	PID.2.A4.2
D0531	PID.2.P.2
D0532	PID.2.I.2
D0533	PID.2.D.2

Register Address	Tag Address
D0534	PID.2.OH.2
D0535	PID.2.OL.2
D0536	PID.2.MR.2
D0537	PID.2.H.2
D0538	PID.2.DR.2
D0539	PID.2.Pc.2
D0540	PID.2.Ic.2
D0541	PID.2.Dc.2
D0542	PID.2.Hc.2
D0543	PID.2.DB.2
D0544	PID.2.RP.2
D0545	PID.2.PO.2
D0546	PID.2.Oc.2
D0551	PID.3.SP.2
D0552	PID.3.A1.2
D0553	PID.3.A2.2
D0554	PID.3.A3.2
D0555	PID.3.A4.2
D0556	PID.3.P.2
D0557	PID.3.I.2
D0558	PID.3.D.2
D0559	PID.3.OH.2
D0560	PID.3.OL.2
D0561	PID.3.MR.2
D0562	PID.3.H.2
D0563	PID.3.DR.2
D0564	PID.3.Pc.2
D0565	PID.3.Ic.2
D0566	PID.3.Dc.2
D0567	PID.3.Hc.2
D0568	PID.3.DB.2
D0569	PID.3.RP.2
D0570	PID.3.PO.2
D0571	PID.3.Oc.2
D0576	PID.4.SP.2
D0577	PID.4.A1.2
D0578	PID.4.A2.2
D0579	PID.4.A3.2
D0580	PID.4.A4.2

Register Address	Tag Address
D0581	PID.4.P.2
D0582	PID.4.I.2
D0583	PID.4.D.2
D0584	PID.4.OH.2
D0585	PID.4.OL.2
D0586	PID.4.MR.2
D0587	PID.4.H.2
D0588	PID.4.DR.2
D0589	PID.4.Pc.2
D0590	PID.4.lc.2
D0591	PID.4.Dc.2
D0592	PID.4.Hc.2
D0593	PID.4.DB.2
D0594	PID.4.RP.2
D0595	PID.4.PO.2
D0596	PID.4.Oc.2
D0601	PID.5.SP.2
D0602	PID.5.A1.2
D0603	PID.5.A2.2
D0604	PID.5.A3.2
D0605	PID.5.A4.2
D0606	PID.5.P.2
D0607	PID.5.I.2
D0608	PID.5.D.2
D0609	PID.5.OH.2
D0610	PID.5.OL.2
D0611	PID.5.MR.2
D0612	PID.5.H.2
D0613	PID.5.DR.2
D0614	PID.5.Pc.2
D0615	PID.5.lc.2
D0616	PID.5.Dc.2
D0617	PID.5.Hc.2
D0618	PID.5.DB.2
D0619	PID.5.RP.2
D0620	PID.5.PO.2
D0621	PID.5.Oc.2
D0626	PID.6.SP.2
D0627	PID.6.A1.2

Register Address	Tag Address
D0628	PID.6.A2.2
D0629	PID.6.A3.2
D0630	PID.6.A4.2
D0631	PID.6.P.2
D0632	PID.6.I.2
D0633	PID.6.D.2
D0634	PID.6.OH.2
D0635	PID.6.OL.2
D0636	PID.6.MR.2
D0637	PID.6.H.2
D0638	PID.6.DR.2
D0639	PID.6.Pc.2
D0640	PID.6.Ic.2
D0641	PID.6.Dc.2
D0642	PID.6.Hc.2
D0643	PID.6.DB.2
D0644	PID.6.RP.2
D0645	PID.6.PO.2
D0646	PID.6.Oc.2
D0651	PID.7.SP.2
D0652	PID.7.A1.2
D0653	PID.7.A2.2
D0654	PID.7.A3.2
D0655	PID.7.A4.2
D0656	PID.7.P.2
D0657	PID.7.I.2
D0658	PID.7.D.2
D0659	PID.7.OH.2
D0660	PID.7.OL.2
D0661	PID.7.MR.2
D0662	PID.7.H.2
D0663	PID.7.DR.2
D0664	PID.7.Pc.2
D0665	PID.7.Ic.2
D0666	PID.7.Dc.2
D0667	PID.7.Hc.2
D0668	PID.7.DB.2
D0669	PID.RHY.2
D0670	PID.7.PO.2

Register Address	Tag Address
D0671	PID.7.Oc.2
D0676	PID.8.SP.2
D0677	PID.8.A1.2
D0678	PID.8.A2.2
D0679	PID.8.A3.2
D0680	PID.8.A4.2
D0681	PID.8.P.2
D0682	PID.8.I.2
D0683	PID.8.D.2
D0684	PID.8.OH.2
D0685	PID.8.OL.2
D0686	PID.8.MR.2
D0687	PID.8.H.2
D0688	PID.8.DR.2
D0689	PID.8.Pc.2
D0690	PID.8.Ic.2
D0691	PID.8.Dc.2
D0692	PID.8.Hc.2
D0693	PID.8.DB.2
D0694	PID.RDV.2
D0695	PID.8.PO.2
D0696	PID.8.Oc.2

Absolute Address Mapping (D0701-D1100) for UT750

Register to Tag Address Mapping for registers D0701-D1100 are shown below.

● **Note:** Registers missing in the given range are either not applicable for this device model or are not supported.

Register Address	Tag Address
D0701	LINEARIZER.U1
D0702	LINEARIZER.U2
D0703	LINEARIZER.U3
D0704	LINEARIZER.U4
D0705	LINEARIZER.U5
D0706	LINEARIZER.U6
D0707	LINEARIZER.U7
D0708	LINEARIZER.U8
D0726	LINEARIZER.1.A1
D0727	LINEARIZER.1.B1

Register Address	Tag Address
D0728	LINEARIZER.1.A2
D0729	LINEARIZER.1.B2
D0730	LINEARIZER.1.A3
D0731	LINEARIZER.1.B3
D0732	LINEARIZER.1.A4
D0733	LINEARIZER.1.B4
D0734	LINEARIZER.1.A5
D0735	LINEARIZER.1.B5
D0736	LINEARIZER.1.A6
D0737	LINEARIZER.1.B6
D0738	LINEARIZER.1.A7
D0739	LINEARIZER.1.B7
D0740	LINEARIZER.1.A8
D0741	LINEARIZER.1.B8
D0742	LINEARIZER.1.A9
D0743	LINEARIZER.1.B9
D0744	LINEARIZER.1.A10
D0745	LINEARIZER.1.B10
D0746	LINEARIZER.1.A11
D0747	LINEARIZER.1.B11
D0748	LINEARIZER.1.PMD
D0751	LINEARIZER.2.A1
D0752	LINEARIZER.2.B1
D0753	LINEARIZER.2.A2
D0754	LINEARIZER.2.B2
D0755	LINEARIZER.2.A3
D0756	LINEARIZER.2.B3
D0757	LINEARIZER.2.A4
D0758	LINEARIZER.2.B4
D0759	LINEARIZER.2.A5
D0760	LINEARIZER.2.B5
D0761	LINEARIZER.2.A6
D0762	LINEARIZER.2.B6
D0763	LINEARIZER.2.A7
D0764	LINEARIZER.2.B7
D0765	LINEARIZER.2.A8
D0766	LINEARIZER.2.B8
D0767	LINEARIZER.2.A9
D0768	LINEARIZER.2.B9

Register Address	Tag Address
D0769	LINEARIZER.2.A10
D0770	LINEARIZER.2.B10
D0771	LINEARIZER.2.A11
D0772	LINEARIZER.2.B11
D0773	LINEARIZER.2.PMD
D0901	CTRLPARAM.RMS.1
D0902	CTRLPARAM.SPT.1
D0903	CTRLPARAM.PVT.1
D0904	CTRLPARAM.TMU.1
D0915	CTRLPARAM.AL1.1
D0916	CTRLPARAM.AL2.1
D0917	CTRLPARAM.AL3.1
D0918	CTRLPARAM.AL4.1
D0919	CTRLPARAM.HY1.1
D0920	CTRLPARAM.HY2.1
D0921	CTRLPARAM.HY3.1
D0922	CTRLPARAM.HY4.1
D0923	CTRLPARAM.AMD.1
D0926	CTRLPARAM.OPR.1
D0927	CTRLPARAM.MOD.1
D0928	CTRLPARAM.AR.1
D0929	CTRLPARAM.ZON
D0930	CTRLPARAM.R.MD
D0931	CTRLPARAM.R.TM
D0933	CTRLPARAM.SPH.1
D0934	CTRLPARAM.SPL.1
D0935	CTRLPARAM.DY1.1
D0936	CTRLPARAM.DY2.1
D0937	CTRLPARAM.DY3.1
D0938	CTRLPARAM.DY4.1
D0940	CTRLPARAM.GRP
D0941	CTRLPARAM.RMS.2
D0942	CTRLPARAM.SPT.2
D0943	CTRLPARAM.PVT.2
D0944	CTRLPARAM.TMU.2
D0955	CTRLPARAM.AL1.2
D0956	CTRLPARAM.AL2.2
D0957	CTRLPARAM.AL3.2
D0958	CTRLPARAM.AL4.2

Register Address	Tag Address
D0959	CTRLPARAM.HY1.2
D0960	CTRLPARAM.HY2.2
D0961	CTRLPARAM.HY3.2
D0962	CTRLPARAM.HY4.2
D0963	CTRLPARAM.AMD.2
D0966	CTRLPARAM.OPR.2
D0967	CTRLPARAM.MOD.2
D0968	CTRLPARAM.AR.2
D0973	CTRLPARAM.SPH.2
D0974	CTRLPARAM.SPL.2
D0975	CTRLPARAM.DY1.2
D0976	CTRLPARAM.DY2.2
D0977	CTRLPARAM.DY3.2
D0978	CTRLPARAM.DY4.2
D1001	LOOPPARAM.A.BS1
D1002	LOOPPARAM.A.FL1
D1003	LOOPPARAM.A.SR1
D1004	LOOPPARAM.A.LC1
D1005	LOOPPARAM.A.BS2
D1006	LOOPPARAM.A.FL2
D1007	LOOPPARAM.A.SR2
D1008	LOOPPARAM.A.LC2
D1009	LOOPPARAM.A.BS3
D1010	LOOPPARAM.A.FL3
D1011	LOOPPARAM.A.SR3
D1012	LOOPPARAM.A.LC3
D1013	LOOPPARAM.RET1
D1014	LOOPPARAM.RTH1
D1015	LOOPPARAM.RTL1
D1016	LOOPPARAM.RET2
D1017	LOOPPARAM.RTH2
D1018	LOOPPARAM.RTL2
D1019	LOOPPARAM.DVB1
D1020	LOOPPARAM.DVB2
D1021	LOOPPARAM.TSC1
D1022	LOOPPARAM.TSC2
D1023	LOOPPARAM.TTM
D1025	LOOPPARAM.A/M
D1028	LOOPPARAM.MODE

Register Address	Tag Address
D1029	LOOPPARAM.PRG
D1030	LOOPPARAM.LP1
D1031	LOOPPARAM.LP2
D1032	LOOPPARAM.PID
D1033	LOOPPARAM.USR
D1034	LOOPPARAM.PYS1
D1035	LOOPPARAM.PYS2

Absolute Address Mapping (D1101-D1300) for UT750

Register to Tag Address Mapping for registers D1101-D1300 are shown below.

● **Note:** Registers missing in the given range are either not applicable for this device model or are not supported.

Register Address	Tag Address
D1101	CONFIG.C.S1
D1102	CONFIG.C.S2
D1103	CONFIG.C.S3
D1104	CONFIG.C.S4
D1105	CONFIG.C.S5
D1106	CONFIG.DO1
D1107	CONFIG.DO2
D1108	CONFIG.DO3
D1109	CONFIG.DO4
D1110	CONFIG.DO5
D1111	CONFIG.DO6
D1112	CONFIG.DO7
D1113	CONFIG.R151
D1114	CONFIG.R152
D1115	CONFIG.R153
D1116	CONFIG.R154
D1117	CONFIG.R155
D1118	CONFIG.R156
D1119	CONFIG.R157
D1120	CONFIG.R158
D1121	CONFIG.R251
D1122	CONFIG.R252
D1123	CONFIG.R253
D1124	CONFIG.R254
D1125	CONFIG.R255

Register Address	Tag Address
D1126	CONFIG.R256
D1127	CONFIG.R257
D1128	CONFIG.R258
D1129	CONFIG.A/M.1
D1130	CONFIG.A/M.2
D1131	CONFIG.R/L.1
D1132	CONFIG.R/L.2
D1133	CONFIG.S/R
D1134	CONFIG.CAS
D1135	CONFIG.AUTO
D1136	CONFIG.MAN
D1137	CONFIG.SP.b0
D1138	CONFIG.SP.b1
D1139	CONFIG.SP.b2
D1140	CONFIG.SP.b3
D1141	CONFIG.DP1
D1142	CONFIG.DP2
D1143	CONFIG.MG1
D1144	CONFIG.MG2
D1145	CONFIG.MG3
D1146	CONFIG.MG4
D1170	CONFIG.PYA1
D1171	CONFIG.PYB1
D1172	CONFIG.PYA2
D1173	CONFIG.PYB2
D1201	CTRLMODE.IN1
D1202	CTRLMODE.UNI1
D1203	CTRLMODE.DP1
D1204	CTRLMODE.RH1
D1205	CTRLMODE.RL1
D1206	CTRLMODE.SDP1
D1207	CTRLMODE.SH1
D1208	CTRLMODE.SL1
D1209	CTRLMODE.BSL1
D1210	CTRLMODE.RJC1
D1211	CTRLMODE.IN2
D1212	CTRLMODE.UNI2
D1213	CTRLMODE.DP2
D1214	CTRLMODE.RH2

Register Address	Tag Address
D1215	CTRLMODE.RL2
D1216	CTRLMODE.SDP2
D1217	CTRLMODE.SH2
D1218	CTRLMODE.SL2
D1219	CTRLMODE.BSL2
D1220	CTRLMODE.RJC2
D1221	CTRLMODE.IN3
D1222	CTRLMODE.UNI3
D1223	CTRLMODE.DP3
D1224	CTRLMODE.RH3
D1225	CTRLMODE.RL3
D1226	CTRLMODE.SDP3
D1227	CTRLMODE.SH3
D1228	CTRLMODE.SL3
D1229	CTRLMODE.BSL3
D1230	CTRLMODE.P.UNI1
D1231	CTRLMODE.P.DP1
D1232	CTRLMODE.P.RH1
D1233	CTRLMODE.P.RL1
D1234	CTRLMODE.P.UNI2
D1235	CTRLMODE.P.DP2
D1236	CTRLMODE.P.RH2
D1237	CTRLMODE.P.RL2
D1238	CTRLMODE.OT1
D1239	CTRLMODE.OT2
D1240	CTRLMODE.CT1
D1241	CTRLMODE.CT2
D1242	CTRLMODE.CTc1
D1243	CTRLMODE.CTc2
D1244	CTRLMODE.AO1
D1245	CTRLMODE.AO2
D1246	CTRLMODE.AO3
D1247	CTRLMODE.PSL1
D1248	CTRLMODE.BPS1
D1249	CTRLMODE.PRI1
D1250	CTRLMODE.STP1
D1251	CTRLMODE.DLN1
D1252	CTRLMODE.ADR1
D1253	CTRLMODE.RP.T1

Register Address	Tag Address
D1254	CTRLMODE.PSL2
D1255	CTRLMODE.BPS2
D1256	CTRLMODE.PRI2
D1257	CTRLMODE.STP2
D1258	CTRLMODE.DLN2
D1259	CTRLMODE.ADR2
D1260	CTRLMODE.RP.T2
D1261	CTRLMODE.V.RS
D1262	CTRLMODE.V.L
D1263	CTRLMODE.V.H
D1264	CTRLMODE.TR.T
D1265	CTRLMODE.V.MOD
D1266	CTRLMODE.INIT
D1267	CTRLMODE.V.AT
D1268	CTRLMODE.A1H
D1269	CTRLMODE.A1L
D1270	CTRLMODE.A2H
D1271	CTRLMODE.A2L
D1272	CTRLMODE.A3H
D1273	CTRLMODE.A3L
D1280	CTRLMODE.UTM
D1281	CTRLMODE.SMP

Absolute Address Mapping (D1301-D1700) for UT750

Register to Tag Address Mapping for registers D1101-D1300 are shown below.

● **Note:** Registers missing in the given range are either not applicable for this device model or are not supported.

Register Address	Tag Address
D1301	INPUT.AIN1
D1302	INPUT.AIN2
D1303	INPUT.ANI3
D1331	INPUT.PVIN.1
D1332	INPUT.PVIN.2
D1333	INPUT.RSPIN.1
D1334	INPUT.RSPIN.2
D1335	INPUT.GAIN.1
D1336	INPUT.GAIN.2

Register Address	Tag Address
D1337	INPUT.TRG.1
D1338	INPUT.TRG.2
D1339	INPUT.TRF.1
D1340	INPUT.TRF.2
D1343	INPUT.A/M.1
D1344	INPUT.A/M.2
D1345	INPUT.R/L.1
D1346	INPUT.R/L.2
D1347	INPUT.S/R
D1348	INPUT.CAS
D1349	INPUT.AUTO
D1350	INPUT.MAN
D1351	INPUT.SP.b0
D1352	INPUT.SP.b1
D1353	INPUT.SP.b2
D1354	INPUT.SP.b3
D1355	INPUT.DP1
D1356	INPUT.DP2
D1357	INPUT.MG1
D1358	INPUT.MG2
D1359	INPUT.MG3
D1360	INPUT.MG4
D1401	INPUT.MO1L
D1402	INPUT.MO1H
D1403	INPUT.MO2L
D1404	INPUT.MO2H
D1405	INPUT.MO3L
D1406	INPUT.MO3H
D1407	INPUT.MO4L
D1408	INPUT.MO4H
D1409	INPUT.MO5L
D1410	INPUT.MO5H
D1411	INPUT.MO6L
D1412	INPUT.MO6H
D1413	INPUT.MO7L
D1414	INPUT.MO7H
D1415	INPUT.MO8L
D1416	INPUT.MO8H
D1417	INPUT.MO9L

Register Address	Tag Address
D1418	INPUT.MO9H
D1419	INPUT.MO10L
D1420	INPUT.MO10H
D1421	INPUT.MO11L
D1422	INPUT.MO11H
D1423	INPUT.MO12L
D1424	INPUT.MO12H
D1425	INPUT.MO13L
D1426	INPUT.MO13H
D1427	INPUT.MO14L
D1428	INPUT.MO14H
D1429	INPUT.MO15L
D1430	INPUT.MO15H
D1431	INPUT.MO16L
D1432	INPUT.MO16H
D1433	INPUT.MO17L
D1434	INPUT.MO17H
D1435	INPUT.MO18L
D1436	INPUT.MO18H
D1437	INPUT.MO19L
D1438	INPUT.MO19H
D1439	INPUT.MO20L
D1440	INPUT.MO20H
D1441	INPUT.MO21L
D1442	INPUT.MO21H
D1443	INPUT.MO22L
D1444	INPUT.MO22H
D1445	INPUT.MO23L
D1446	INPUT.MO23H
D1447	INPUT.MO24L
D1448	INPUT.MO24H
D1449	INPUT.MO25L
D1450	INPUT.MO25H
D1451	INPUT.MO26L
D1452	INPUT.MO26H
D1453	INPUT.MO27L
D1454	INPUT.MO27H
D1455	INPUT.MO28L
D1456	INPUT.MO28H

Register Address	Tag Address
D1457	INPUT.MO29L
D1458	INPUT.MO29H
D1459	INPUT.MO30L
D1460	INPUT.MO30H
D1461	INPUT.MO31L
D1462	INPUT.MO31H
D1463	INPUT.MO32L
D1464	INPUT.MO32H
D1465	INPUT.MO33L
D1466	INPUT.MO33H
D1467	INPUT.MO34L
D1468	INPUT.MO34H
D1469	INPUT.MO35L
D1470	INPUT.MO35H
D1471	INPUT.MO36L
D1472	INPUT.MO36H
D1473	INPUT.MO37L
D1474	INPUT.MO37H
D1475	INPUT.MO38L
D1476	INPUT.MO38H
D1477	INPUT.MO39L
D1478	INPUT.MO39H
D1479	INPUT.MO40L
D1480	INPUT.MO40H
D1481	INPUT.MO41L
D1482	INPUT.MO41H
D1483	INPUT.MO42L
D1484	INPUT.MO42H
D1485	INPUT.MO43L
D1486	INPUT.MO43H
D1487	INPUT.MO44L
D1488	INPUT.MO44H
D1489	INPUT.MO45L
D1490	INPUT.MO45H
D1491	INPUT.MO46L
D1492	INPUT.MO46H
D1493	INPUT.MO47L
D1494	INPUT.MO47H
D1495	INPUT.MO48L

Register Address	Tag Address
D1496	INPUT.MO48H
D1497	INPUT.MO49L
D1498	INPUT.MO49H
D1499	INPUT.MO50L
D1500	INPUT.MO50H
D1501	OUTPUT.PV.1
D1502	OUTPUT.PV.2
D1503	OUTPUT.CSP.1
D1504	OUTPUT.CSP.2
D1505	OUTPUT.OUT.1
D1506	OUTPUT.OUT.2
D1507	OUTPUT.HOUT.1
D1508	OUTPUT.HOUT.2
D1509	OUTPUT.COUT.1
D1510	OUTPUT.COUT.2
D1511	OUTPUT.RET1
D1512	OUTPUT.RET2
D1531	OUTPUT.OUT1A
D1532	OUTPUT.OUT2A
D1533	OUTPUT.OUT3A
D1534	OUTPUT.OUT1R
D1535	OUTPUT.OUT2R
D1536	OUTPUT.DO1
D1537	OUTPUT.DO2
D1538	OUTPUT.DO3
D1539	OUTPUT.DO4
D1540	OUTPUT.DO5
D1541	OUTPUT.DO6
D1542	OUTPUT.DO7
D1543	OUTPUT.R151
D1544	OUTPUT.R152
D1545	OUTPUT.R153
D1546	OUTPUT.R154
D1547	OUTPUT.R155
D1548	OUTPUT.R156
D1549	OUTPUT.R157
D1550	OUTPUT.R158
D1551	OUTPUT.R251
D1552	OUTPUT.R252

Register Address	Tag Address
D1553	OUTPUT.R253
D1554	OUTPUT.R254
D1555	OUTPUT.R255
D1556	OUTPUT.R256
D1557	OUTPUT.R257
D1558	OUTPUT.R258
D1601	OUTPUT.MO1L
D1602	OUTPUT.MO1
D1603	OUTPUT.MO2L
D1604	OUTPUT.MO2H
D1605	OUTPUT.MO3L
D1606	OUTPUT.MO3H
D1607	OUTPUT.MO4L
D1608	OUTPUT.MO4H
D1609	OUTPUT.MO5L
D1610	OUTPUT.MO5H
D1611	OUTPUT.MO6L
D1612	OUTPUT.MO6H
D1613	OUTPUT.MO7L
D1614	OUTPUT.MO7H
D1615	OUTPUT.MO8L
D1616	OUTPUT.MO8H
D1617	OUTPUT.MO9L
D1618	OUTPUT.MO9H
D1619	OUTPUT.MO10L
D1620	OUTPUT.MO10H
D1621	OUTPUT.MO11L
D1622	OUTPUT.MO11H
D1623	OUTPUT.MO12L
D1624	OUTPUT.MO12H
D1625	OUTPUT.MO13L
D1626	OUTPUT.MO13H
D1627	OUTPUT.MO14L
D1628	OUTPUT.MO14H
D1629	OUTPUT.MO15L
D1630	OUTPUT.MO15H
D1631	OUTPUT.MO16L
D1632	OUTPUT.MO16H
D1633	OUTPUT.MO17L

Register Address	Tag Address
D1634	OUTPUT.MO17H
D1635	OUTPUT.MO18L
D1636	OUTPUT.MO18H
D1637	OUTPUT.MO19L
D1638	OUTPUT.MO19H
D1639	OUTPUT.MO20L
D1640	OUTPUT.MO20H
D1641	OUTPUT.MO21L
D1642	OUTPUT.MO21H
D1643	OUTPUT.MO22L
D1644	OUTPUT.MO22H
D1645	OUTPUT.MO23L
D1646	OUTPUT.MO23H
D1647	OUTPUT.MO24L
D1648	OUTPUT.MO24H
D1649	OUTPUT.MO25L
D1650	OUTPUT.MO25H
D1651	OUTPUT.MO26L
D1652	OUTPUT.MO26H
D1653	OUTPUT.MO27L
D1654	OUTPUT.MO27H
D1655	OUTPUT.MO28L
D1656	OUTPUT.MO28H
D1657	OUTPUT.MO29L
D1658	OUTPUT.MO29H
D1659	OUTPUT.MO30L
D1660	OUTPUT.MO30H
D1661	OUTPUT.MO31L
D1662	OUTPUT.MO31H
D1663	OUTPUT.MO32L
D1664	OUTPUT.MO32H
D1665	OUTPUT.MO33L
D1666	OUTPUT.MO33H
D1667	OUTPUT.MO34L
D1668	OUTPUT.MO34H
D1669	OUTPUT.MO35L
D1670	OUTPUT.MO35H
D1671	OUTPUT.MO36L
D1672	OUTPUT.MO36H

Register Address	Tag Address
D1673	OUTPUT.MO37L
D1674	OUTPUT.MO37H
D1675	OUTPUT.MO38L
D1676	OUTPUT.MO38H
D1677	OUTPUT.MO39L
D1678	OUTPUT.MO39H
D1679	OUTPUT.MO40L
D1680	OUTPUT.MO40H
D1681	OUTPUT.MO41L
D1682	OUTPUT.MO41H
D1683	OUTPUT.MO42L
D1684	OUTPUT.MO42H
D1685	OUTPUT.MO43L
D1686	OUTPUT.MO43H
D1687	OUTPUT.MO44L
D1688	OUTPUT.MO44H
D1689	OUTPUT.MO45L
D1690	OUTPUT.MO45H
D1691	OUTPUT.MO46L
D1692	OUTPUT.MO46H
D1693	OUTPUT.MO47L
D1694	OUTPUT.MO47H
D1695	OUTPUT.MO48L
D1696	OUTPUT.MO48H
D1697	OUTPUT.MO49L
D1698	OUTPUT.MO49H
D1699	OUTPUT.MO50L
D1700	OUTPUT.MO50H

Absolute Address Mapping (I0001-I0701) for UT750

Register to Tag Address Mapping for registers I0001-I0701 are shown below.

Note: Registers missing in the given range are either not applicable for this device model or are not supported.

Register Address	Tag Address
I0001	ERR.AD1ERR.st
I0002	ERR.AD2ERR.st
I0003	ERR.AD3ERR.st

Register Address	Tag Address
I0005	ERR.AD1BO.st
I0006	ERR.AD2BO.st
I0007	ERR.AD3BO.st
I0012	ERR.VLV.ATERR.st
I0013	ERR.VLV.BOUT.st
I0017	ERR.PV1ADC.st
I0018	ERR.PV1BO.st
I0019	ERR.RJC1ERR.st
I0021	ERR.PV1+over.st
I0022	ERR.PV1-over.st
I0025	ERR.RSP1ADC.st
I0026	ERR.RSP1BO.st
I0029	ERR.C.RSP1ADC.st
I0030	ERR.C.RSP1BO.st
I0031	ERR.AT1ERR.st
I0033	ERR.PV2ADC.st
I0034	ERR.PV2BO.st
I0035	ERR.RJC2ERR.st
I0037	ERR.PV2+over.st
I0038	ERR.PV2-over.st
I0041	ERR.RSP2ADC.st
I0042	ERR.RSP2BO.st
I0045	ERR.C.RSP2ADC.st
I0046	ERR.C.RSP2BO.st
I0047	ERR.AT2ERR.st
I0049	ERR.CALB.E.st
I0051	ERR.USER.E.st
I0053	ERR.UTMD.st
I0054	ERR.RANGE.st
I0055	ERR.SETUP.st
I0057	ERR.PARA.E.st
I0058	ERR.MODE.E.st
I0063	ERR.SYSTEM.E.st
I0065	L1MODE.AM1.st
I0066	L1MODE.RL.st
I0067	L1MODE.RS.st
I0069	L1MODE.CAS.st
I0070	L1MODE.AUT.st
I0071	L1MODE.MAN.st

Register Address	Tag Address
I0079	L1MODE.AT1.st
I0081	L2MODE.A/M2.st
I0082	L2MODE.R/L2.st
I0095	L2MODE.AT2.st
I0097	ALRMST.ALM11.st
I0098	ALRMST.ALM12.st
I0099	ALRMST.ALM13.st
I0101	ALRMST.ALM14.st
I0102	ALRMST.OR1.st
I0105	ALRMST.ALM21.st
I0106	ALRMST.ALM22.st
I0107	ALRMST.ALM23.st
I0109	ALRMST.ALM24.st
I0110	ALRMST.OR2.st
I0161	STATUS.DI1.st
I0162	STATUS.DI2.st
I0163	STATUS.DI3.st
I0164	STATUS.DI4.st
I0165	STATUS.DI5.st
I0166	STATUS.DI6.st
I0167	STATUS.DI7.st
I0169	STATUS.DP1.st
I0170	STATUS.DP2.st
I0171	STATUS.MG1.st
I0172	STATUS.MG2.st
I0173	STATUS.MG3.st
I0174	STATUS.MG4.st
I0177	STATUS.RDI101.st
I0178	STATUS.RDI102.st
I0179	STATUS.RDI103.st
I0180	STATUS.RDI104.st
I0181	STATUS.RDI105.st
I0182	STATUS.RDI106.st
I0183	STATUS.RDI107.st
I0184	STATUS.RDI108.st
I0185	STATUS.RDI201.st
I0186	STATUS.RDI202.st
I0187	STATUS.RDI203.st
I0188	STATUS.RDI204.st

Register Address	Tag Address
I0189	STATUS.RDI205.st
I0190	STATUS.RDI206.st
I0191	STATUS.RDI207.st
I0192	STATUS.RDI208.st
I0193	ONSTATUS.AD1ERR.on
I0194	ONSTATUS.AD2ERR.on
I0195	ONSTATUS.AD3ERR.on
I0197	ONSTATUS.AD1BO.on
I0198	ONSTATUS.AD2BO.on
I0199	ONSTATUS.AD3BO.on
I0204	ONSTATUS.VLV.ATERR.on
I0205	ONSTATUS.VLV.BOUT.on
I0209	ONSTATUS.PV1ADC.on
I0210	ONSTATUS.PV1BO.on
I0211	ONSTATUS.RJC1ERR.on
I0213	ONSTATUS.PV1+over.on
I0214	ONSTATUS.PV1-over.on
I0217	ONSTATUS.RSP1ADC.on
I0218	ONSTATUS.RSP1BO.on
I0221	ONSTATUS.C.RSP1ADC.on
I0222	ONSTATUS.C.RSP1BO.on
I0223	ONSTATUS.AT1ERR.on
I0225	ONSTATUS.PV2ADC.on
I0226	ONSTATUS.PV2BO.on
I0227	ONSTATUS.RJC2ERR.on
I0229	ONSTATUS.PV2+over.on
I0230	ONSTATUS.PV2-over.on
I0233	ONSTATUS.RSP2ADC.on
I0234	ONSTATUS.RSP2BO.on
I0237	ONSTATUS.C.RSP2ADC.on
I0238	ONSTATUS.C.RSP2BO.on
I0239	ONSTATUS.AT2ERR.on
I0241	ONSTATUS.CALB.E.on
I0243	ONSTATUS.USER.E.on
I0245	ONSTATUS.UTMD.on
I0246	ONSTATUS.RANGE.on
I0247	ONSTATUS.SETUP.on
I0249	ONSTATUS.PARA.E.on
I0250	ONSTATUS.MODE.E.on

Register Address	Tag Address
I0255	ONSTATUS.SYSTEM.E.on
I0257	ONSTATUS.A/M1.on
I0258	ONSTATUS.R/L.on
I0259	ONSTATUS.RS.on
I0261	ONSTATUS.CAS.on
I0262	ONSTATUS.AUT.on
I0263	ONSTATUS.MAN.on
I0271	ONSTATUS.AT1.on
I0273	ONSTATUS.A/M2.on
I0274	ONSTATUS.R/L2.on
I0287	ONSTATUS.AT2.on
I0289	ONSTATUS.ALM11.on
I0290	ONSTATUS.ALM12.on
I0291	ONSTATUS.ALM13.on
I0293	ONSTATUS.ALM14.on
I0294	ONSTATUS.OR1.on
I0297	ONSTATUS.ALM21.on
I0298	ONSTATUS.ALM22.on
I0299	ONSTATUS.ALM23.on
I0301	ONSTATUS.ALM24.on
I0302	ONSTATUS.OR2.on
I0353	ONSTATUS.DI1.on
I0354	ONSTATUS.DI2.on
I0355	ONSTATUS.DI3.on
I0356	ONSTATUS.DI4.on
I0357	ONSTATUS.DI5.on
I0358	ONSTATUS.DI6.on
I0359	ONSTATUS.DI7.on
I0361	ONSTATUS.DP1.on
I0362	ONSTATUS.DP2.on
I0363	ONSTATUS.MG1.on
I0364	ONSTATUS.MG2.on
I0365	ONSTATUS.MG3.on
I0366	ONSTATUS.MG4.on
I0369	ONSTATUS.RDI101.on
I0370	ONSTATUS.RDI102.on
I0371	ONSTATUS.RDI103.on
I0372	ONSTATUS.RDI104.on
I0373	ONSTATUS.RDI105.on

Register Address	Tag Address
I0374	ONSTATUS.RDI106.on
I0375	ONSTATUS.RDI107.on
I0376	ONSTATUS.RDI108.on
I0377	ONSTATUS.RDI201.on
I0378	ONSTATUS.RDI202.on
I0379	ONSTATUS.RDI203.on
I0380	ONSTATUS.RDI204.on
I0381	ONSTATUS.RDI205.on
I0382	ONSTATUS.RDI206.on
I0383	ONSTATUS.RDI207.on
I0384	ONSTATUS.RDI208.on
I0385	OFFSTATUS.AD1ERR.off
I0386	OFFSTATUS.AD2ERR.off
I0387	OFFSTATUS.AD3ERR.off
I0389	OFFSTATUS.AD1BO.off
I0390	OFFSTATUS.AD2BO.off
I0391	OFFSTATUS.AD3BO.off
I0393	OFFSTATUS.RJC1ERR.off
I0394	OFFSTATUS.RJC2ERR.off
I0396	OFFSTATUS.VLV.ATERR.off
I0397	OFFSTATUS.VLV.BOUT.off
I0401	OFFSTATUS.PV1ADC.off
I0402	OFFSTATUS.PV1BO.off
I0405	OFFSTATUS.PV1+over.off
I0406	OFFSTATUS.PV1-over.off
I0409	OFFSTATUS.RSP1ADC.off
I0410	OFFSTATUS.RSP1BO.off
I0413	OFFSTATUS.C.RSP1ADC.off
I0414	OFFSTATUS.C.RSP1BO.off
I0415	OFFSTATUS.AT1ERR.off
I0417	OFFSTATUS.PV2ADC.off
I0418	OFFSTATUS.PV2BO.off
I0421	OFFSTATUS.PV2+over.off
I0422	OFFSTATUS.PV2-over.off
I0425	OFFSTATUS.RSP2ADC.off
I0426	OFFSTATUS.RSP2BO.off
I0429	OFFSTATUS.C.RSP2ADC.off
I0430	OFFSTATUS.C.RSP2BO.off
I0431	OFFSTATUS.AT2ERR.off

Register Address	Tag Address
I0433	OFFSTATUS.CALB.E.off
I0435	OFFSTATUS.USER.E.off
I0437	OFFSTATUS.UTMD.off
I0438	OFFSTATUS.RANGE.off
I0439	OFFSTATUS.SETUP.off
I0441	OFFSTATUS.PARA.E.off
I0442	OFFSTATUS.MODE.E.off
I0447	OFFSTATUS.SYSTEM.E.off
I0449	OFFSTATUS.A/M1.off
I0450	OFFSTATUS.R/L.off
I0451	OFFSTATUS.R/S.off
I0453	OFFSTATUS.CAS.off
I0454	OFFSTATUS.AUT.off
I0455	OFFSTATUS.MAN.off
I0463	OFFSTATUS.AT1.off
I0465	OFFSTATUS.A/M2.off
I0466	OFFSTATUS.R/L2.off
I0479	OFFSTATUS.AT2.off
I0481	OFFSTATUS.ALM11.off
I0482	OFFSTATUS.ALM12.off
I0483	OFFSTATUS.ALM13.off
I0485	OFFSTATUS.ALM14.off
I0486	OFFSTATUS.OR1.off
I0489	OFFSTATUS.ALM21.off
I0490	OFFSTATUS.ALM22.off
I0491	OFFSTATUS.ALM23.off
I0493	OFFSTATUS.ALM24.off
I0494	OFFSTATUS.OR2.off
I0545	OFFSTATUS.DI1.off
I0546	OFFSTATUS.DI2.off
I0547	OFFSTATUS.DI3.off
I0548	OFFSTATUS.DI4.off
I0549	OFFSTATUS.DI5.off
I0550	OFFSTATUS.DI6.off
I0551	OFFSTATUS.DI7.off
I0553	OFFSTATUS.DP1.off
I0554	OFFSTATUS.DP2.off
I0555	OFFSTATUS.MG1.off
I0556	OFFSTATUS.MG2.off

Register Address	Tag Address
I0557	OFFSTATUS.MG3.off
I0558	OFFSTATUS.MG4.off
I0561	OFFSTATUS.RDI101.off
I0562	OFFSTATUS.RDI102.off
I0563	OFFSTATUS.RDI103.off
I0564	OFFSTATUS.RDI104.off
I0565	OFFSTATUS.RDI105.off
I0566	OFFSTATUS.RDI106.off
I0567	OFFSTATUS.RDI107.off
I0568	OFFSTATUS.RDI108.off
I0569	OFFSTATUS.RDI201.off
I0570	OFFSTATUS.RDI202.off
I0571	OFFSTATUS.RDI203.off
I0572	OFFSTATUS.RDI204.off
I0573	OFFSTATUS.RDI205.off
I0574	OFFSTATUS.RDI206.off
I0575	OFFSTATUS.RDI207.off
I0576	OFFSTATUS.RDI208.off
I0577	STATUS.CSPNO.0.st
I0578	STATUS.CSPNO.1.st
I0579	STATUS.CSPNO.2.st
I0580	STATUS.CSPNO.3.st
I0581	STATUS.AUTMAN.st
I0582	STATUS.REMLCL1.st
I0583	STATUS.RUNSTOP.st
I0584	STATUS.CAS.st
I0585	STATUS.AUT.st
I0586	STATUS.MAN.st
I0592	STATUS.AT1.st
I0593	STATUS.PIDNO1.0.st
I0594	STATUS.PIDNO1.1.st
I0595	STATUS.PIDNO1.2.st
I0596	STATUS.PIDNO1.3.st
I0597	STATUS.AUTMAN2.st
I0598	STATUS.REMLCL2.st
I0600	STATUS.AT2.st
I0609	STATUS.PIDNO2.0.st
I0610	STATUS.PIDNO2.1.st
I0611	STATUS.PIDNO2.2.st

Register Address	Tag Address
I0612	STATUS.PIDNO2.3.st
I0657	STATUS.TIM.1S.st
I0658	STATUS.TIM.5S.st
I0659	STATUS.TIM.10S.st
I0661	STATUS.TIM.1M.st
I0665	STATUS.V.GUE.st
I0672	STATUS.PON.st
I0673	STATUS.PV2.st
I0681	STATUS.DEV1-.st
I0682	STATUS.DEV1Z.st
I0683	STATUS.DEV1+.st
I0685	STATUS.DEV2-.st
I0686	STATUS.DEV2Z.st
I0687	STATUS.DEV2+.st
I0689	STATUS.ALO11.st
I0690	STATUS.ALO12.st
I0691	STATUS.ALO13.st
I0693	STATUS.ALO14.st
I0697	STATUS.ALO21.st
I0698	STATUS.ALO22.st
I0699	STATUS.ALO23.st
I0701	STATUS.ALO24.st

Configuration Parameters Addressing for UP750

The driver supports the following Configuration Parameter addresses for UP750. The default data type for each address type is shown in **bold**.

Address Format	Data Types	Access
CONFIG.A/M.1	Boolean, Byte, Word , Short, Float	Read/Write
CONFIG.A/M.2	Boolean, Byte, Word , Short, Float	Read/Write
CONFIG.ADV	Boolean, Byte, Word , Short, Float	Read/Write
CONFIG.C.S1	Boolean, Byte, Word , Short, Float	Read/Write
CONFIG.C.S2	Boolean, Byte, Word , Short, Float	Read/Write
CONFIG.C.S3	Boolean, Byte, Word , Short, Float	Read/Write
CONFIG.C.S4	Boolean, Byte, Word , Short, Float	Read/Write
CONFIG.C.S5	Boolean, Byte, Word , Short, Float	Read/Write
CONFIG.DO1	Boolean, Byte, Word , Short, Float	Read/Write
CONFIG.DO2	Boolean, Byte, Word , Short, Float	Read/Write
CONFIG.DO3	Boolean, Byte, Word , Short, Float	Read/Write
CONFIG.DO4	Boolean, Byte, Word , Short, Float	Read/Write

Address Format	Data Types	Access
CONFIG.DO5	Boolean, Byte, Word , Short, Float	Read/Write
CONFIG.DO6	Boolean, Byte, Word , Short, Float	Read/Write
CONFIG.DO7	Boolean, Byte, Word , Short, Float	Read/Write
CONFIG.DP1	Boolean, Byte, Word , Short, Float	Read/Write
CONFIG.DP2	Boolean, Byte, Word , Short, Float	Read/Write
CONFIG.HOLD	Boolean, Byte, Word , Short, Float	Read/Write
CONFIG.LOCAL	Boolean, Byte, Word , Short, Float	Read/Write
CONFIG.LSP/CAS	Boolean, Byte, Word , Short, Float	Read/Write
CONFIG.MG1	Boolean, Byte, Word , Short, Float	Read/Write
CONFIG.MG2	Boolean, Byte, Word , Short, Float	Read/Write
CONFIG.MG4	Boolean, Byte, Word , Short, Float	Read/Write
CONFIG.PROG	Boolean, Byte, Word , Short, Float	Read/Write
CONFIG.PTNO.b0	Boolean, Byte, Word , Short, Float	Read/Write
CONFIG.PTNO.b1	Boolean, Byte, Word , Short, Float	Read/Write
CONFIG.PTNO.b2	Boolean, Byte, Word , Short, Float	Read/Write
CONFIG.PTNO.b3	Boolean, Byte, Word , Short, Float	Read/Write
CONFIG.PTNO.b4	Boolean, Byte, Word , Short, Float	Read/Write
CONFIG.PTNO.b5	Boolean, Byte, Word , Short, Float	Read/Write
CONFIG.PTNO.b6	Boolean, Byte, Word , Short, Float	Read/Write
CONFIG.PTNO.b7	Boolean, Byte, Word , Short, Float	Read/Write
CONFIG.PTNO.b8	Boolean, Byte, Word , Short, Float	Read/Write
CONFIG.R151	Boolean, Byte, Word , Short, Float	Read/Write
CONFIG.R152	Boolean, Byte, Word , Short, Float	Read/Write
CONFIG.R153	Boolean, Byte, Word , Short, Float	Read/Write
CONFIG.R154	Boolean, Byte, Word , Short, Float	Read/Write
CONFIG.R155	Boolean, Byte, Word , Short, Float	Read/Write
CONFIG.R156	Boolean, Byte, Word , Short, Float	Read/Write
CONFIG.R157	Boolean, Byte, Word , Short, Float	Read/Write
CONFIG.R158	Boolean, Byte, Word , Short, Float	Read/Write
CONFIG.R251	Boolean, Byte, Word , Short, Float	Read/Write
CONFIG.R252	Boolean, Byte, Word , Short, Float	Read/Write
CONFIG.R253	Boolean, Byte, Word , Short, Float	Read/Write
CONFIG.R254	Boolean, Byte, Word , Short, Float	Read/Write
CONFIG.R255	Boolean, Byte, Word , Short, Float	Read/Write
CONFIG.R256	Boolean, Byte, Word , Short, Float	Read/Write
CONFIG.R257	Boolean, Byte, Word , Short, Float	Read/Write
CONFIG.R258	Boolean, Byte, Word , Short, Float	Read/Write
CONFIG.RESET	Boolean, Byte, Word , Short, Float	Read/Write

Control Mode Addressing for UP750

The driver supports the following Control Mode addresses for UP750. The default data type for each address type is shown in **bold**.

Address Format	Data Types	Access
CTRLMODE.ADR1	Boolean, Byte , Word, Short, Float	Read/Write
CTRLMODE.ADR2	Boolean, Byte , Word, Short, Float	Read/Write
CTRLMODE.AO1	Boolean	Read/Write
CTRLMODE.AO2	Boolean	Read/Write
CTRLMODE.AO3	Boolean	Read/Write
CTRLMODE.BPS1	Boolean, Byte , Word, Short, Float	Read/Write
CTRLMODE.BPS2	Boolean, Byte , Word, Short, Float	Read/Write
CTRLMODE.BSL1	Boolean, Byte , Word, Short, Float	Read/Write
CTRLMODE.BSL2	Boolean, Byte , Word, Short, Float	Read/Write
CTRLMODE.BSL3	Boolean, Byte , Word, Short, Float	Read/Write
CTRLMODE.CT1	Boolean, Byte, Word , Short, Float	Read/Write
CTRLMODE.CT2	Boolean, Byte, Word , Short, Float	Read/Write
CTRLMODE.CTc1	Boolean, Byte, Word , Short, Float	Read/Write
CTRLMODE.CTc2	Boolean, Byte, Word , Short, Float	Read/Write
CTRLMODE.DLN1	Boolean, Byte , Word, Short, Float	Read/Write
CTRLMODE.DLN2	Boolean, Byte , Word, Short, Float	Read/Write
CTRLMODE.DP1	Boolean, Byte, Word , Short, Float	Read Only
CTRLMODE.DP2	Boolean, Byte, Word , Short, Float	Read Only
CTRLMODE.DP3	Boolean, Byte, Word , Short, Float	Read Only
CTRLMODE.IN1	Boolean, Byte , Word, Short, Float	Read/Write
CTRLMODE.IN2	Boolean, Byte , Word, Short, Float	Read/Write
CTRLMODE.IN3	Boolean, Byte , Word, Short, Float	Read/Write
CTRLMODE.INIT	Boolean	Read/Write
CTRLMODE.OT1	Boolean, Byte , Word, Short, Float	Read/Write
CTRLMODE.OT2	Boolean, Byte , Word, Short, Float	Read/Write
CTRLMODE.P.DP1	Boolean, Byte, Word , Short, Float	Read/Write
CTRLMODE.P.DP2	Boolean, Byte, Word , Short, Float	Read/Write
CTRLMODE.P.RH1	Boolean, Byte, Word, Short, Float	Read/Write
CTRLMODE.P.RH2	Boolean, Byte, Word, Short, Float	Read/Write
CTRLMODE.P.RL1	Boolean, Byte, Word, Short, Float	Read/Write
CTRLMODE.P.RL2	Boolean, Byte, Word, Short, Float	Read/Write
CTRLMODE.P.UNI1	Boolean, Byte , Word, Short, Float	Read/Write
CTRLMODE.P.UNI2	Boolean, Byte , Word, Short, Float	Read/Write
CTRLMODE.PRI1	Boolean, Byte, Word , Short, Float	Read/Write
CTRLMODE.PRI2	Boolean, Byte, Word , Short, Float	Read/Write
CTRLMODE.PSL1	Boolean, Byte, Word , Short, Float	Read/Write

Address Format	Data Types	Access
CTRLMODE.PSL2	Boolean, Byte, Word , Short, Float	Read/Write
CTRLMODE.RH1	Boolean, Byte, Word , Short, Float	Read/Write
CTRLMODE.RH2	Boolean, Byte, Word , Short, Float	Read/Write
CTRLMODE.RH3	Boolean, Byte, Word , Short, Float	Read/Write
CTRLMODE.RJC1	Boolean	Read/Write
CTRLMODE.RJC2	Boolean	Read/Write
CTRLMODE.RL1	Boolean, Byte, Word , Short, Float	Read/Write
CTRLMODE.RL2	Boolean, Byte, Word , Short, Float	Read/Write
CTRLMODE.RL3	Boolean, Byte, Word , Short, Float	Read/Write
CTRLMODE.RP.T1	Boolean, Byte , Word, Short, Float	Read/Write
CTRLMODE.RP.T2	Boolean, Byte , Word, Short, Float	Read/Write
CTRLMODE.SDP1	Boolean, Byte, Word , Short, Float	Read/Write
CTRLMODE.SDP2	Boolean, Byte, Word , Short, Float	Read/Write
CTRLMODE.SDP3	Boolean, Byte, Word , Short, Float	Read/Write
CTRLMODE.SH1	Boolean, Byte, Word, Short, Float	Read/Write
CTRLMODE.SH2	Boolean, Byte, Word, Short, Float	Read/Write
CTRLMODE.SH3	Boolean, Byte, Word, Short, Float	Read/Write
CTRLMODE.SL1	Boolean, Byte, Word, Short, Float	Read/Write
CTRLMODE.SL2	Boolean, Byte, Word, Short, Float	Read/Write
CTRLMODE.SL3	Boolean, Byte, Word, Short, Float	Read/Write
CTRLMODE.SMP	Boolean, Byte, Word , Short, Float	Read/Write
CTRLMODE.STP1	Boolean, Byte , Word, Short, Float	Read/Write
CTRLMODE.STP2	Boolean, Byte , Word, Short, Float	Read/Write
CTRLMODE.UNI1	Boolean, Byte , Word, Short, Float	Read/Write
CTRLMODE.UNI2	Boolean, Byte , Word, Short, Float	Read/Write
CTRLMODE.UNI3	Boolean, Byte , Word, Short, Float	Read/Write
CTRLMODE.UTM	Boolean, Byte , Word, Short, Float	Read/Write

Loop Function Parameter Addressing for UP750

The driver supports the following Loop Function Parameter addresses for UP750. The default data type for each address type is shown in **bold**.

Address Format	Data Types	Access
LOOPPARAM.A.BS1	Boolean, Byte, Word, Short, Float	Read/Write
LOOPPARAM.A.BS2	Boolean, Byte, Word, Short, Float	Read/Write
LOOPPARAM.A.BS3	Boolean, Byte, Word, Short, Float	Read/Write
LOOPPARAM.A.FL1	Boolean, Byte , Word, Short, Float	Read/Write
LOOPPARAM.A.FL2	Boolean, Byte , Word, Short, Float	Read/Write
LOOPPARAM.A.FL3	Boolean, Byte , Word, Short, Float	Read/Write

Address Format	Data Types	Access
LOOPPARAM.A.LC1	Boolean, Byte, Word, Short, Float	Read/Write
LOOPPARAM.A.LC2	Boolean, Byte, Word, Short, Float	Read/Write
LOOPPARAM.A.LC3	Boolean, Byte, Word, Short, Float	Read/Write
LOOPPARAM.A.SR1	Boolean	Read/Write
LOOPPARAM.A.SR2	Boolean	Read/Write
LOOPPARAM.A.SR3	Boolean	Read/Write
LOOPPARAM.LP1	Boolean	Read/Write
LOOPPARAM.LP2	Boolean	Read/Write
LOOPPARAM.MODE	Boolean	Read/Write
LOOPPARAM.PID	Boolean	Read/Write
LOOPPARAM.PYS1	Boolean	Read/Write
LOOPPARAM.PYS2	Boolean	Read/Write
LOOPPARAM.RET1	Boolean, Byte , Word, Short, Float	Read/Write
LOOPPARAM.RET2	Boolean, Byte , Word, Short, Float	Read/Write
LOOPPARAM.RTH1	Boolean, Byte, Word, Short, Float	Read/Write
LOOPPARAM.RTH2	Boolean, Byte, Word, Short, Float	Read/Write
LOOPPARAM.RTL1	Boolean, Byte, Word, Short, Float	Read/Write
LOOPPARAM.RTL2	Boolean, Byte, Word, Short, Float	Read/Write
LOOPPARAM.TSC1	Boolean, Byte, Word, Short, Float	Read/Write
LOOPPARAM.TSC2	Boolean, Byte, Word, Short, Float	Read/Write
LOOPPARAM.TTM	Boolean, Byte, Word , Short, Float	Read/Write
LOOPPARAM.USR	Boolean	Read/Write

Error Status Addressing for UP750

The driver supports the following Error Status addresses for UP750. The default data type for each address type is shown in **bold**.

● **Note:** The driver supports bit access to the following Error Status addresses. For more information, refer to [Bit Addressing](#).

Address Format	Data Types	Access
ERR.AD1BO.st	Boolean, Byte, Word , Short, Float	Read Only
ERR.AD1ERR.st	Boolean, Byte, Word , Short, Float	Read Only
ERR.AD2BO.st	Boolean, Byte, Word , Short, Float	Read Only
ERR.AD2ERR.st	Boolean, Byte, Word , Short, Float	Read Only
ERR.AD3BO.st	Boolean, Byte, Word , Short, Float	Read Only
ERR.AD3ERR.st	Boolean, Byte, Word , Short, Float	Read Only
ERR.AT1ERR.st	Boolean, Byte, Word , Short, Float	Read Only
ERR.AT2ERR.st	Boolean, Byte, Word , Short, Float	Read Only
ERR.C.RSP1ADC.st	Boolean, Byte, Word , Short, Float	Read Only

Address Format	Data Types	Access
ERR.C.RSP1BO.st	Boolean, Byte, Word , Short, Float	Read Only
ERR.C.RSP2ADC.st	Boolean, Byte, Word , Short, Float	Read Only
ERR.C.RSP2BO.st	Boolean, Byte, Word , Short, Float	Read Only
ERR.CALB.E.st	Boolean, Byte, Word , Short, Float	Read Only
ERR.MODE.E.st	Boolean, Byte, Word , Short, Float	Read Only
ERR.PARA.E.st	Boolean, Byte, Word , Short, Float	Read Only
ERR.PV1+over.st	Boolean, Byte, Word , Short, Float	Read Only
ERR.PV1ADC.st	Boolean, Byte, Word , Short, Float	Read Only
ERR.PV1BO.st	Boolean, Byte, Word , Short, Float	Read Only
ERR.PV1-over.st	Boolean, Byte, Word , Short, Float	Read Only
ERR.PV2+over.st	Boolean, Byte, Word , Short, Float	Read Only
ERR.PV2ADC.st	Boolean, Byte, Word , Short, Float	Read Only
ERR.PV2BO.st	Boolean, Byte, Word , Short, Float	Read Only
ERR.PV2-over.st	Boolean, Byte, Word , Short, Float	Read Only
ERR.RANGE.st	Boolean, Byte, Word , Short, Float	Read Only
ERR.RJC1ERR.st	Boolean, Byte, Word , Short, Float	Read Only
ERR.RJC2ERR.st	Boolean, Byte, Word , Short, Float	Read Only
ERR.RSP1ADC.st	Boolean, Byte, Word , Short, Float	Read Only
ERR.RSP1BO.st	Boolean, Byte, Word , Short, Float	Read Only
ERR.RSP2ADC.st	Boolean, Byte, Word , Short, Float	Read Only
ERR.RSP2BO.st	Boolean, Byte, Word , Short, Float	Read Only
ERR.SETUP.st	Boolean, Byte, Word , Short, Float	Read Only
ERR.SYSTEM.E.st	Boolean, Byte, Word , Short, Float	Read Only
ERR.USER.E.st	Boolean, Byte, Word , Short, Float	Read Only
ERR.UTMD.st	Boolean, Byte, Word , Short, Float	Read Only
ERR.VLV.ATERR.st	Boolean, Byte, Word , Short, Float	Read Only
ERR.VLV.BOUT.st	Boolean, Byte, Word , Short, Float	Read Only

Bit Addressing

The addressing format for bit accessing is ERR.<address name>.st:0-15. For example, ERR.AD1ERR.st:0, ERR.AD1ERR.st:1 etc.

Input Block Addressing for UP750

The driver supports the following Input Block addresses for UP750. The default data type for each address type is shown in **bold**.

Address Format	Data Types	Access
INPUT.A/M/1	Boolean, Byte, Word , Short, Float	Read Only
INPUT.A/M/2	Boolean, Byte, Word , Short, Float	Read Only
INPUT.ADV	Boolean, Byte, Word , Short, Float	Read Only

Address Format	Data Types	Access
INPUT.AIN1	Boolean, Byte, Word , Short, Float	Read Only
INPUT.AIN2	Boolean, Byte, Word , Short, Float	Read Only
INPUT.AIN3	Boolean, Byte, Word , Short, Float	Read Only
INPUT.DP1	Boolean, Byte, Word , Short, Float	Read Only
INPUT.DP2	Boolean, Byte, Word , Short, Float	Read Only
INPUT.HOLD	Boolean, Byte, Word , Short, Float	Read Only
INPUT.LOCAL	Boolean, Byte, Word , Short, Float	Read Only
INPUT.LSP/CAS	Boolean, Byte, Word , Short, Float	Read Only
INPUT.MG1	Boolean, Byte, Word , Short, Float	Read Only
INPUT.MG2	Boolean, Byte, Word , Short, Float	Read Only
INPUT.MG3	Boolean, Byte, Word , Short, Float	Read Only
INPUT.MG4	Boolean, Byte, Word , Short, Float	Read Only
INPUT.MO10H	Boolean, Byte, Word , Short, Float	Read Only
INPUT.MO10L	Boolean, Byte, Word , Short, Float	Read Only
INPUT.MO11H	Boolean, Byte, Word , Short, Float	Read Only
INPUT.MO11L	Boolean, Byte, Word , Short, Float	Read Only
INPUT.MO12H	Boolean, Byte, Word , Short, Float	Read Only
INPUT.MO12L	Boolean, Byte, Word , Short, Float	Read Only
INPUT.MO13H	Boolean, Byte, Word , Short, Float	Read Only
INPUT.MO13L	Boolean, Byte, Word , Short, Float	Read Only
INPUT.MO14H	Boolean, Byte, Word , Short, Float	Read Only
INPUT.MO14L	Boolean, Byte, Word , Short, Float	Read Only
INPUT.MO15H	Boolean, Byte, Word , Short, Float	Read Only
INPUT.MO15L	Boolean, Byte, Word , Short, Float	Read Only
INPUT.MO16H	Boolean, Byte, Word , Short, Float	Read Only
INPUT.MO16L	Boolean, Byte, Word , Short, Float	Read Only
INPUT.MO17H	Boolean, Byte, Word , Short, Float	Read Only
INPUT.MO17L	Boolean, Byte, Word , Short, Float	Read Only
INPUT.MO18H	Boolean, Byte, Word , Short, Float	Read Only
INPUT.MO18L	Boolean, Byte, Word , Short, Float	Read Only
INPUT.MO19H	Boolean, Byte, Word , Short, Float	Read Only
INPUT.MO19L	Boolean, Byte, Word , Short, Float	Read Only
INPUT.MO1H	Boolean, Byte, Word , Short, Float	Read Only
INPUT.MO1L	Boolean, Byte, Word , Short, Float	Read Only
INPUT.MO20H	Boolean, Byte, Word , Short, Float	Read Only
INPUT.MO20L	Boolean, Byte, Word , Short, Float	Read Only
INPUT.MO21H	Boolean, Byte, Word , Short, Float	Read Only
INPUT.MO21L	Boolean, Byte, Word , Short, Float	Read Only
INPUT.MO22H	Boolean, Byte, Word , Short, Float	Read Only
INPUT.MO22L	Boolean, Byte, Word , Short, Float	Read Only

Address Format	Data Types	Access
INPUT.MO23H	Boolean, Byte, Word , Short, Float	Read Only
INPUT.MO23L	Boolean, Byte, Word , Short, Float	Read Only
INPUT.MO24H	Boolean, Byte, Word , Short, Float	Read Only
INPUT.MO24L	Boolean, Byte, Word , Short, Float	Read Only
INPUT.MO25H	Boolean, Byte, Word , Short, Float	Read Only
INPUT.MO25L	Boolean, Byte, Word , Short, Float	Read Only
INPUT.MO26H	Boolean, Byte, Word , Short, Float	Read Only
INPUT.MO26L	Boolean, Byte, Word , Short, Float	Read Only
INPUT.MO27H	Boolean, Byte, Word , Short, Float	Read Only
INPUT.MO27L	Boolean, Byte, Word , Short, Float	Read Only
INPUT.MO28H	Boolean, Byte, Word , Short, Float	Read Only
INPUT.MO28L	Boolean, Byte, Word , Short, Float	Read Only
INPUT.MO29H	Boolean, Byte, Word , Short, Float	Read Only
INPUT.MO29L	Boolean, Byte, Word , Short, Float	Read Only
INPUT.MO2H	Boolean, Byte, Word , Short, Float	Read Only
INPUT.MO2L	Boolean, Byte, Word , Short, Float	Read Only
INPUT.MO30H	Boolean, Byte, Word , Short, Float	Read Only
INPUT.MO30L	Boolean, Byte, Word , Short, Float	Read Only
INPUT.MO31H	Boolean, Byte, Word , Short, Float	Read Only
INPUT.MO31L	Boolean, Byte, Word , Short, Float	Read Only
INPUT.MO32H	Boolean, Byte, Word , Short, Float	Read Only
INPUT.MO32L	Boolean, Byte, Word , Short, Float	Read Only
INPUT.MO33H	Boolean, Byte, Word , Short, Float	Read Only
INPUT.MO33L	Boolean, Byte, Word , Short, Float	Read Only
INPUT.MO34H	Boolean, Byte, Word , Short, Float	Read Only
INPUT.MO34L	Boolean, Byte, Word , Short, Float	Read Only
INPUT.MO35H	Boolean, Byte, Word , Short, Float	Read Only
INPUT.MO35L	Boolean, Byte, Word , Short, Float	Read Only
INPUT.MO36H	Boolean, Byte, Word , Short, Float	Read Only
INPUT.MO36L	Boolean, Byte, Word , Short, Float	Read Only
INPUT.MO37H	Boolean, Byte, Word , Short, Float	Read Only
INPUT.MO37L	Boolean, Byte, Word , Short, Float	Read Only
INPUT.MO38H	Boolean, Byte, Word , Short, Float	Read Only
INPUT.MO38L	Boolean, Byte, Word , Short, Float	Read Only
INPUT.MO39H	Boolean, Byte, Word , Short, Float	Read Only
INPUT.MO39L	Boolean, Byte, Word , Short, Float	Read Only
INPUT.MO3H	Boolean, Byte, Word , Short, Float	Read Only
INPUT.MO3L	Boolean, Byte, Word , Short, Float	Read Only
INPUT.MO40H	Boolean, Byte, Word , Short, Float	Read Only
INPUT.MO40L	Boolean, Byte, Word , Short, Float	Read Only

Address Format	Data Types	Access
INPUT.MO41H	Boolean, Byte, Word , Short, Float	Read Only
INPUT.MO41L	Boolean, Byte, Word , Short, Float	Read Only
INPUT.MO42H	Boolean, Byte, Word , Short, Float	Read Only
INPUT.MO42L	Boolean, Byte, Word , Short, Float	Read Only
INPUT.MO43H	Boolean, Byte, Word , Short, Float	Read Only
INPUT.MO43L	Boolean, Byte, Word , Short, Float	Read Only
INPUT.MO44H	Boolean, Byte, Word , Short, Float	Read Only
INPUT.MO44L	Boolean, Byte, Word , Short, Float	Read Only
INPUT.MO45H	Boolean, Byte, Word , Short, Float	Read Only
INPUT.MO45L	Boolean, Byte, Word , Short, Float	Read Only
INPUT.MO46H	Boolean, Byte, Word , Short, Float	Read Only
INPUT.MO46L	Boolean, Byte, Word , Short, Float	Read Only
INPUT.MO47H	Boolean, Byte, Word , Short, Float	Read Only
INPUT.MO47L	Boolean, Byte, Word , Short, Float	Read Only
INPUT.MO48H	Boolean, Byte, Word , Short, Float	Read Only
INPUT.MO48L	Boolean, Byte, Word , Short, Float	Read Only
INPUT.MO49H	Boolean, Byte, Word , Short, Float	Read Only
INPUT.MO49L	Boolean, Byte, Word , Short, Float	Read Only
INPUT.MO4H	Boolean, Byte, Word , Short, Float	Read Only
INPUT.MO4L	Boolean, Byte, Word , Short, Float	Read Only
INPUT.MO50H	Boolean, Byte, Word , Short, Float	Read Only
INPUT.MO50L	Boolean, Byte, Word , Short, Float	Read Only
INPUT.MO5H	Boolean, Byte, Word , Short, Float	Read Only
INPUT.MO5L	Boolean, Byte, Word , Short, Float	Read Only
INPUT.MO6H	Boolean, Byte, Word , Short, Float	Read Only
INPUT.MO6L	Boolean, Byte, Word , Short, Float	Read Only
INPUT.MO7H	Boolean, Byte, Word , Short, Float	Read Only
INPUT.MO7L	Boolean, Byte, Word , Short, Float	Read Only
INPUT.MO8H	Boolean, Byte, Word , Short, Float	Read Only
INPUT.MO8L	Boolean, Byte, Word , Short, Float	Read Only
INPUT.MO9H	Boolean, Byte, Word , Short, Float	Read Only
INPUT.MO9L	Boolean, Byte, Word , Short, Float	Read Only
INPUT.PROG	Boolean, Byte, Word , Short, Float	Read Only
INPUT.PTNO.b0	Boolean, Byte, Word , Short, Float	Read Only
INPUT.PTNO.b1	Boolean, Byte, Word , Short, Float	Read Only
INPUT.PTNO.b2	Boolean, Byte, Word , Short, Float	Read Only
INPUT.PTNO.b3	Boolean, Byte, Word , Short, Float	Read Only
INPUT.PTNO.b4	Boolean, Byte, Word , Short, Float	Read Only
INPUT.PTNO.b5	Boolean, Byte, Word , Short, Float	Read Only
INPUT.PTNO.b6	Boolean, Byte, Word , Short, Float	Read Only

Address Format	Data Types	Access
INPUT.PTNO.b7	Boolean, Byte, Word , Short, Float	Read Only
INPUT.PTNO.b8	Boolean, Byte, Word , Short, Float	Read Only
INPUT.RESET	Boolean, Byte, Word , Short, Float	Read Only
INPUT.GAIN.1	Boolean, Byte, Word , Short, Float	Read Only
INPUT.PVIN.1	Boolean, Byte, Word , Short, Float	Read Only
INPUT.RSPIN.1	Boolean, Byte, Word , Short, Float	Read Only
INPUT.TRF.1	Boolean, Byte, Word , Short, Float	Read Only
INPUT.TRG.1	Boolean, Byte, Word , Short, Float	Read Only
INPUT.GAIN.2	Boolean, Byte, Word , Short, Float	Read Only
INPUT.PVIN.2	Boolean, Byte, Word , Short, Float	Read Only
INPUT.RSPIN.2	Boolean, Byte, Word , Short, Float	Read Only
INPUT.TRF.2	Boolean, Byte, Word , Short, Float	Read Only
INPUT.TRG.2	Boolean, Byte, Word , Short, Float	Read Only

Loop Mode Status Addressing for UP750

The driver supports the following Loop Mode status addresses for UP750. The default data type for each address type is shown in **bold**.

● **Note:** The driver supports bit access to the following. For more information, refer to Bit Addressing.

Address Format	Data Types	Access
L1MODE.AM1.st	Boolean, Byte, Word , Short, Float	Read Only
L1MODE.AT1.st	Boolean, Byte, Word , Short, Float	Read Only
L1MODE.AUT.st	Boolean, Byte, Word , Short, Float	Read Only
L1MODE.CAS.st	Boolean, Byte, Word , Short, Float	Read Only
L1MODE.MAN.st	Boolean, Byte, Word , Short, Float	Read Only
L1MODE.RL.st	Boolean, Byte, Word , Short, Float	Read Only
L1MODE.RS.st	Boolean, Byte, Word , Short, Float	Read Only
L2MODE.A/M2.st	Boolean, Byte, Word , Short, Float	Read Only
L2MODE.AT2.st	Boolean, Byte, Word , Short, Float	Read Only
L2MODE.R/L2.st	Boolean, Byte, Word , Short, Float	Read Only

Bit Addressing

The addressing format for bit accessing is L#MODE.<address name>.st:0-15. For example, L1MODE.AM1.st:0, L1MODE.AM1.st:1 etc.

Linearizer Register Addressing for UP750

The driver supports the following Linearizer Register addresses for UP750. The default data type for each address type is shown in **bold**.

Address Format	Data Types	Access
LINEARIZER.U1	Boolean, Byte, Word, Short, Float	Read/Write
LINEARIZER.U2	Boolean, Byte, Word, Short, Float	Read/Write
LINEARIZER.U3	Boolean, Byte, Word, Short, Float	Read/Write
LINEARIZER.U4	Boolean, Byte, Word, Short, Float	Read/Write
LINEARIZER.U5	Boolean, Byte, Word, Short, Float	Read/Write
LINEARIZER.U6	Boolean, Byte, Word, Short, Float	Read/Write
LINEARIZER.U7	Boolean, Byte, Word, Short, Float	Read/Write
LINEARIZER.U8	Boolean, Byte, Word, Short, Float	Read/Write
LINEARIZER.1.A1	Boolean, Byte, Word, Short, Float	Read/Write
LINEARIZER.1.A10	Boolean, Byte, Word, Short, Float	Read/Write
LINEARIZER.1.A11	Boolean, Byte, Word, Short, Float	Read/Write
LINEARIZER.1.A2	Boolean, Byte, Word, Short, Float	Read/Write
LINEARIZER.1.A3	Boolean, Byte, Word, Short, Float	Read/Write
LINEARIZER.1.A4	Boolean, Byte, Word, Short, Float	Read/Write
LINEARIZER.1.A5	Boolean, Byte, Word, Short, Float	Read/Write
LINEARIZER.1.A6	Boolean, Byte, Word, Short, Float	Read/Write
LINEARIZER.1.A7	Boolean, Byte, Word, Short, Float	Read/Write
LINEARIZER.1.A8	Boolean, Byte, Word, Short, Float	Read/Write
LINEARIZER.1.A9	Boolean, Byte, Word, Short, Float	Read/Write
LINEARIZER.1.B1	Boolean, Byte, Word, Short, Float	Read/Write
LINEARIZER.1.B10	Boolean, Byte, Word, Short, Float	Read/Write
LINEARIZER.1.B11	Boolean, Byte, Word, Short, Float	Read/Write
LINEARIZER.1.B2	Boolean, Byte, Word, Short, Float	Read/Write
LINEARIZER.1.B3	Boolean, Byte, Word, Short, Float	Read/Write
LINEARIZER.1.B4	Boolean, Byte, Word, Short, Float	Read/Write
LINEARIZER.1.B5	Boolean, Byte, Word, Short, Float	Read/Write
LINEARIZER.1.B6	Boolean, Byte, Word, Short, Float	Read/Write
LINEARIZER.1.B7	Boolean, Byte, Word, Short, Float	Read/Write
LINEARIZER.1.B8	Boolean, Byte, Word, Short, Float	Read/Write
LINEARIZER.1.B9	Boolean, Byte, Word, Short, Float	Read/Write
LINEARIZER.1.PMD	Boolean	Read/Write
LINEARIZER.2.A1	Boolean, Byte, Word, Short, Float	Read/Write
LINEARIZER.2.A10	Boolean, Byte, Word, Short, Float	Read/Write
LINEARIZER.2.A11	Boolean, Byte, Word, Short, Float	Read/Write
LINEARIZER.2.A2	Boolean, Byte, Word, Short, Float	Read/Write
LINEARIZER.2.A3	Boolean, Byte, Word, Short, Float	Read/Write
LINEARIZER.2.A4	Boolean, Byte, Word, Short, Float	Read/Write
LINEARIZER.2.A5	Boolean, Byte, Word, Short, Float	Read/Write
LINEARIZER.2.A6	Boolean, Byte, Word, Short, Float	Read/Write
LINEARIZER.2.A7	Boolean, Byte, Word, Short, Float	Read/Write

Address Format	Data Types	Access
LINEARIZER.2.A8	Boolean, Byte, Word, Short, Float	Read/Write
LINEARIZER.2.A9	Boolean, Byte, Word, Short, Float	Read/Write
LINEARIZER.2.B1	Boolean, Byte, Word, Short, Float	Read/Write
LINEARIZER.2.B10	Boolean, Byte, Word, Short, Float	Read/Write
LINEARIZER.2.B11	Boolean, Byte, Word, Short, Float	Read/Write
LINEARIZER.2.B2	Boolean, Byte, Word, Short, Float	Read/Write
LINEARIZER.2.B3	Boolean, Byte, Word, Short, Float	Read/Write
LINEARIZER.2.B4	Boolean, Byte, Word, Short, Float	Read/Write
LINEARIZER.2.B5	Boolean, Byte, Word, Short, Float	Read/Write
LINEARIZER.2.B6	Boolean, Byte, Word, Short, Float	Read/Write
LINEARIZER.2.B7	Boolean, Byte, Word, Short, Float	Read/Write
LINEARIZER.2.B8	Boolean, Byte, Word, Short, Float	Read/Write
LINEARIZER.2.B9	Boolean, Byte, Word, Short, Float	Read/Write
LINEARIZER.2.PMD	Boolean	Read/Write

Control Parameter Addressing for UP750

The driver supports the following Control Parameter addresses for UP750. The default data type for each address type is shown in **bold**.

Address Format	Data Types	Access
CTRLPARAM.EHY1	Boolean, Byte, Word , Short, Float	Read/Write
CTRLPARAM.EHY2	Boolean, Byte, Word , Short, Float	Read/Write
CTRLPARAM.EHY3	Boolean, Byte, Word , Short, Float	Read/Write
CTRLPARAM.EHY4	Boolean, Byte, Word , Short, Float	Read/Write
CTRLPARAM.EHY5	Boolean, Byte, Word , Short, Float	Read/Write
CTRLPARAM.EHY6	Boolean, Byte, Word , Short, Float	Read/Write
CTRLPARAM.EHY7	Boolean, Byte, Word , Short, Float	Read/Write
CTRLPARAM.EHY8	Boolean, Byte, Word , Short, Float	Read/Write
CTRLPARAM.GRP	Boolean, Byte, Word, Short, Float	Read/Write
CTRLPARAM.PNC	Boolean, Byte, Word , Short, Float	Read/Write
CTRLPARAM.PT2.G	Boolean, Byte, Word , Short, Float	Read/Write
CTRLPARAM.R.MD	Boolean, Byte , Word, Short, Float	Read/Write
CTRLPARAM.R.TM	Boolean, Byte , Word, Short, Float	Read/Write
CTRLPARAM.SEG.T	Boolean, Byte, Word , Short, Float	Read/Write
CTRLPARAM.ZON	Boolean	Read/Write
CTRLPARAM.PRG	Boolean, Byte, Word , Short, Float	Read/Write
CTRLPARAM.PT.NO	Boolean, Byte, Word , Short, Float	Read/Write
CTRLPARAM.RUN	Boolean, Byte, Word , Short, Float	Read/Write
CTRLPARAM.AL1.1	Boolean, Byte , Word, Short, Float	Read/Write
CTRLPARAM.AL2.1	Boolean, Byte , Word, Short, Float	Read/Write

Address Format	Data Types	Access
CTRLPARAM.AL3.1	Boolean, Byte , Word, Short, Float	Read/Write
CTRLPARAM.AL4.1	Boolean, Byte , Word, Short, Float	Read/Write
CTRLPARAM.AMD.1	Boolean, Byte , Word, Short, Float	Read/Write
CTRLPARAM.AR.1	Boolean, Byte, Word, Short, Float	Read/Write
CTRLPARAM.HY1.1	Boolean, Byte, Word, Short, Float	Read/Write
CTRLPARAM.HY2.1	Boolean, Byte, Word, Short, Float	Read/Write
CTRLPARAM.HY3.1	Boolean, Byte, Word, Short, Float	Read/Write
CTRLPARAM.HY4.1	Boolean, Byte, Word, Short, Float	Read/Write
CTRLPARAM.MOD.1	Boolean	Read/Write
CTRLPARAM.OPR.1	Boolean, Byte, Word, Short, Float	Read/Write
CTRLPARAM.SPH.1	Boolean, Byte, Word, Short, Float	Read/Write
CTRLPARAM.SPL.1	Boolean, Byte, Word, Short, Float	Read/Write
CTRLPARAM.SPT.1	Boolean	Read/Write
CTRLPARAM.TMU.1	Boolean	Read/Write
CTRLPARAM.AR.2	Boolean, Byte, Word, Short, Float	Read/Write
CTRLPARAM.MOD.2	Boolean	Read/Write
CTRLPARAM.OPR.2	Boolean, Byte, Word, Short, Float	Read/Write
CTRLPARAM.SPH.2	Boolean, Byte, Word, Short, Float	Read/Write
CTRLPARAM.SPL.2	Boolean, Byte, Word, Short, Float	Read/Write

OP Mode Parameter Addressing for UP750

The driver supports the following OP Mode parameter addresses for UP750. The default data type for each address type is shown in **bold**.

Address Format	Data Types	Access
OPMODE.A/M.1	Boolean, Byte, Word , Short, Float	Read/Write
OPMODE.A/M.2	Boolean, Byte, Word , Short, Float	Read/Write
OPMODE.A1	Boolean, Byte, Word, Short, Float	Read/Write
OPMODE.A2	Boolean, Byte, Word, Short, Float	Read/Write
OPMODE.A3	Boolean, Byte, Word, Short, Float	Read/Write
OPMODE.A4	Boolean, Byte, Word, Short, Float	Read/Write
OPMODE.ADV	Boolean, Byte, Word , Short, Float	Read/Write
OPMODE.HOLD	Boolean, Byte, Word , Short, Float	Read/Write
OPMODE.HOLDDSP.1	Boolean, Byte, Word , Short, Float	Read/Write
OPMODE.HOLDDSP.2	Boolean, Byte, Word , Short, Float	Read/Write
OPMODE.HOLDTM	Boolean, Byte, Word , Short, Float	Read/Write
OPMODE.LSP/CAS	Boolean, Byte, Word , Short, Float	Read/Write
OPMODE.PTNO	Boolean, Byte, Word , Short, Float	Read/Write
OPMODE.R/P/L	Boolean, Byte, Word , Short, Float	Read/Write
OPMODE.SST	Boolean, Byte, Word , Short, Float	Read/Write

Address Format	Data Types	Access
OPMODE.MOUT.1	Boolean, Byte, Word , Short, Float	Read Only
OPMODE.MOUTc.1	Boolean, Byte, Word , Short, Float	Read Only
OPMODE.MOUT.2	Boolean, Byte, Word , Short, Float	Read Only
OPMODE.MOUTc.2	Boolean, Byte, Word , Short, Float	Read Only

OP Related Parameter Addressing for UP750

The driver supports the following OP related parameter addresses for UP750. The default data type for each address type is shown in **bold**.

Address Format	Data Types	Access
OPREL.S.TM	Boolean, Byte, Word , Short, Float	Read/Write
OPREL.AT.1	Boolean, Byte , Word, Short, Float	Read/Write
OPREL.BS.1	Boolean, Byte, Word, Short, Float	Read/Write
OPREL.FL.1	Boolean, Byte, Word , Short, Float	Read/Write
OPREL.ORB.1	Boolean, Byte, Word, Short, Float	Read/Write
OPREL.ORH.1	Boolean, Byte, Word, Short, Float	Read/Write
OPREL.ORL.1	Boolean, Byte, Word, Short, Float	Read/Write
OPREL.SC.1	Boolean	Read/Write
OPREL.AT.2	Boolean, Byte , Word, Short, Float	Read/Write
OPREL.BS.2	Boolean, Byte, Word, Short, Float	Read/Write
OPREL.FL.2	Boolean, Byte, Word , Short, Float	Read/Write
OPREL.ORB.2	Boolean, Byte, Word, Short, Float	Read/Write
OPREL.ORH.2	Boolean, Byte, Word, Short, Float	Read/Write
OPREL.ORL.2	Boolean, Byte, Word, Short, Float	Read/Write
OPREL.SC.2	Boolean	Read/Write

Output Block Addressing for UP750

The driver supports Boolean Output Block addresses for UP750.

Address Format	Data Types	Access
OUTPUT.DO1	Boolean	Read Only
OUTPUT.DO2	Boolean	Read Only
OUTPUT.DO3	Boolean	Read Only
OUTPUT.DO4	Boolean	Read Only
OUTPUT.DO5	Boolean	Read Only
OUTPUT.DO6	Boolean	Read Only
OUTPUT.DO7	Boolean	Read Only
OUTPUT.MO1	Boolean	Read Only
OUTPUT.MO10H	Boolean	Read Only

Address Format	Data Types	Access
OUTPUT.MO10L	Boolean	Read Only
OUTPUT.MO11H	Boolean	Read Only
OUTPUT.MO11L	Boolean	Read Only
OUTPUT.MO12H	Boolean	Read Only
OUTPUT.MO12L	Boolean	Read Only
OUTPUT.MO13H	Boolean	Read Only
OUTPUT.MO13L	Boolean	Read Only
OUTPUT.MO14H	Boolean	Read Only
OUTPUT.MO14L	Boolean	Read Only
OUTPUT.MO15H	Boolean	Read Only
OUTPUT.MO15L	Boolean	Read Only
OUTPUT.MO16H	Boolean	Read Only
OUTPUT.MO16L	Boolean	Read Only
OUTPUT.MO17H	Boolean	Read Only
OUTPUT.MO17L	Boolean	Read Only
OUTPUT.MO18H	Boolean	Read Only
OUTPUT.MO18L	Boolean	Read Only
OUTPUT.MO19H	Boolean	Read Only
OUTPUT.MO19L	Boolean	Read Only
OUTPUT.MO1L	Boolean	Read Only
OUTPUT.MO20H	Boolean	Read Only
OUTPUT.MO20L	Boolean	Read Only
OUTPUT.MO21H	Boolean	Read Only
OUTPUT.MO21L	Boolean	Read Only
OUTPUT.MO22H	Boolean	Read Only
OUTPUT.MO22L	Boolean	Read Only
OUTPUT.MO23H	Boolean	Read Only
OUTPUT.MO23L	Boolean	Read Only
OUTPUT.MO24H	Boolean	Read Only
OUTPUT.MO24L	Boolean	Read Only
OUTPUT.MO25H	Boolean	Read Only
OUTPUT.MO25L	Boolean	Read Only
OUTPUT.MO26H	Boolean	Read Only
OUTPUT.MO26L	Boolean	Read Only
OUTPUT.MO27H	Boolean	Read Only
OUTPUT.MO27L	Boolean	Read Only
OUTPUT.MO28H	Boolean	Read Only
OUTPUT.MO28L	Boolean	Read Only
OUTPUT.MO29H	Boolean	Read Only

Address Format	Data Types	Access
OUTPUT.MO29L	Boolean	Read Only
OUTPUT.MO2H	Boolean	Read Only
OUTPUT.MO2L	Boolean	Read Only
OUTPUT.MO30H	Boolean	Read Only
OUTPUT.MO30L	Boolean	Read Only
OUTPUT.MO31H	Boolean	Read Only
OUTPUT.MO31L	Boolean	Read Only
OUTPUT.MO32H	Boolean	Read Only
OUTPUT.MO32L	Boolean	Read Only
OUTPUT.MO33H	Boolean	Read Only
OUTPUT.MO33L	Boolean	Read Only
OUTPUT.MO34H	Boolean	Read Only
OUTPUT.MO34L	Boolean	Read Only
OUTPUT.MO35H	Boolean	Read Only
OUTPUT.MO35L	Boolean	Read Only
OUTPUT.MO36H	Boolean	Read Only
OUTPUT.MO36L	Boolean	Read Only
OUTPUT.MO37H	Boolean	Read Only
OUTPUT.MO37L	Boolean	Read Only
OUTPUT.MO38H	Boolean	Read Only
OUTPUT.MO38L	Boolean	Read Only
OUTPUT.MO39H	Boolean	Read Only
OUTPUT.MO39L	Boolean	Read Only
OUTPUT.MO3H	Boolean	Read Only
OUTPUT.MO3L	Boolean	Read Only
OUTPUT.MO40H	Boolean	Read Only
OUTPUT.MO40L	Boolean	Read Only
OUTPUT.MO41H	Boolean	Read Only
OUTPUT.MO41L	Boolean	Read Only
OUTPUT.MO42H	Boolean	Read Only
OUTPUT.MO42L	Boolean	Read Only
OUTPUT.MO43H	Boolean	Read Only
OUTPUT.MO43L	Boolean	Read Only
OUTPUT.MO44H	Boolean	Read Only
OUTPUT.MO44L	Boolean	Read Only
OUTPUT.MO45H	Boolean	Read Only
OUTPUT.MO45L	Boolean	Read Only
OUTPUT.MO46H	Boolean	Read Only
OUTPUT.MO46L	Boolean	Read Only

Address Format	Data Types	Access
OUTPUT.MO47H	Boolean	Read Only
OUTPUT.MO47L	Boolean	Read Only
OUTPUT.MO48H	Boolean	Read Only
OUTPUT.MO48L	Boolean	Read Only
OUTPUT.MO49H	Boolean	Read Only
OUTPUT.MO49L	Boolean	Read Only
OUTPUT.MO4H	Boolean	Read Only
OUTPUT.MO4L	Boolean	Read Only
OUTPUT.MO50H	Boolean	Read Only
OUTPUT.MO50L	Boolean	Read Only
OUTPUT.MO5H	Boolean	Read Only
OUTPUT.MO5L	Boolean	Read Only
OUTPUT.MO6H	Boolean	Read Only
OUTPUT.MO6L	Boolean	Read Only
OUTPUT.MO7H	Boolean	Read Only
OUTPUT.MO7L	Boolean	Read Only
OUTPUT.MO8H	Boolean	Read Only
OUTPUT.MO8L	Boolean	Read Only
OUTPUT.MO9H	Boolean	Read Only
OUTPUT.MO9L	Boolean	Read Only
OUTPUT.OUT1A	Boolean	Read Only
OUTPUT.OUT1R	Boolean	Read Only
OUTPUT.OUT2A	Boolean	Read Only
OUTPUT.OUT2R	Boolean	Read Only
OUTPUT.OUT3A	Boolean	Read Only
OUTPUT.R151	Boolean	Read Only
OUTPUT.R152	Boolean	Read Only
OUTPUT.R153	Boolean	Read Only
OUTPUT.R154	Boolean	Read Only
OUTPUT.R155	Boolean	Read Only
OUTPUT.R156	Boolean	Read Only
OUTPUT.R157	Boolean	Read Only
OUTPUT.R158	Boolean	Read Only
OUTPUT.R251	Boolean	Read Only
OUTPUT.R252	Boolean	Read Only
OUTPUT.R253	Boolean	Read Only
OUTPUT.R254	Boolean	Read Only
OUTPUT.R255	Boolean	Read Only
OUTPUT.R256	Boolean	Read Only

Address Format	Data Types	Access
OUTPUT.R257	Boolean	Read Only
OUTPUT.R258	Boolean	Read Only
OUTPUT.RET1	Boolean	Read Only
OUTPUT.RET2	Boolean	Read Only
OUTPUT.COUT.1	Boolean	Read Only
OUTPUT.CSP.1	Boolean	Read Only
OUTPUT.HOUT.1	Boolean	Read Only
OUTPUT.OUT.1	Boolean	Read Only
OUTPUT.PV.1	Boolean	Read Only
OUTPUT.COUT.2	Boolean	Read Only
OUTPUT.CSP.2	Boolean	Read Only
OUTPUT.HOUT.2	Boolean	Read Only
OUTPUT.OUT.2	Boolean	Read Only
OUTPUT.PV.2	Boolean	Read Only

PID Parameters Addressing for UP750

The driver supports the following PID parameters addresses for UP750. The default data type for each address type is shown in **bold**.

Address Format	Data Types	Access
PID.1.D.1	Boolean, Byte, Word , Short, Float	Read/Write
PID.1.DB.1	Boolean, Byte, Word , Short, Float	Read/Write
PID.1.Dc.1	Boolean, Byte, Word , Short, Float	Read/Write
PID.1.DR.1	Boolean	Read/Write
PID.1.H.1	Boolean, Byte, Word , Short, Float	Read/Write
PID.1.Hc.1	Boolean, Byte, Word , Short, Float	Read/Write
PID.1.I.1	Boolean, Byte, Word , Short, Float	Read/Write
PID.1.Ic.1	Boolean, Byte, Word , Short, Float	Read/Write
PID.1.MR.1	Boolean, Byte, Word, Short, Float	Read/Write
PID.1.Oc.1	Boolean, Byte, Word , Short, Float	Read/Write
PID.1.OH.1	Boolean, Byte, Word, Short, Float	Read/Write
PID.1.OL.1	Boolean, Byte, Word, Short, Float	Read/Write
PID.1.P.1	Boolean, Byte, Word, Short, Float	Read/Write
PID.1.Pc.1	Boolean, Byte, Word , Short, Float	Read/Write
PID.1.PO.1	Boolean, Byte, Word, Short, Float	Read/Write
PID.1.RP.1	Boolean, Byte, Word , Short, Float	Read/Write
PID.1.D.2	Boolean, Byte, Word , Short, Float	Read/Write
PID.1.DB.2	Boolean, Byte, Word , Short, Float	Read/Write
PID.1.Dc.2	Boolean, Byte, Word , Short, Float	Read/Write

Address Format	Data Types	Access
PID.1.DR.2	Boolean	Read/Write
PID.1.H.2	Boolean, Byte, Word , Short, Float	Read/Write
PID.1.Hc.2	Boolean, Byte, Word , Short, Float	Read/Write
PID.1.I.2	Boolean, Byte, Word , Short, Float	Read/Write
PID.1.Ic.2	Boolean, Byte, Word , Short, Float	Read/Write
PID.1.MR.2	Boolean, Byte, Word, Short, Float	Read/Write
PID.1.Oc.2	Boolean, Byte, Word , Short, Float	Read/Write
PID.1.OH.2	Boolean, Byte, Word, Short, Float	Read/Write
PID.1.OL.2	Boolean, Byte, Word, Short, Float	Read/Write
PID.1.P.2	Boolean, Byte, Word, Short, Float	Read/Write
PID.1.Pc.2	Boolean, Byte, Word , Short, Float	Read/Write
PID.1.PO.2	Boolean, Byte, Word, Short, Float	Read/Write
PID.1.RP.2	Boolean, Byte, Word , Short, Float	Read/Write
PID.2.D.1	Boolean, Byte, Word , Short, Float	Read/Write
PID.2.DB.1	Boolean, Byte, Word , Short, Float	Read/Write
PID.2.Dc.1	Boolean, Byte, Word , Short, Float	Read/Write
PID.2.DR.1	Boolean	Read/Write
PID.2.H.1	Boolean, Byte, Word , Short, Float	Read/Write
PID.2.Hc.1	Boolean, Byte, Word , Short, Float	Read/Write
PID.2.I.1	Boolean, Byte, Word , Short, Float	Read/Write
PID.2.Ic.1	Boolean, Byte, Word , Short, Float	Read/Write
PID.2.MR.1	Boolean, Byte, Word, Short, Float	Read/Write
PID.2.Oc.1	Boolean, Byte, Word , Short, Float	Read/Write
PID.2.OH.1	Boolean, Byte, Word, Short, Float	Read/Write
PID.2.OL.1	Boolean, Byte, Word, Short, Float	Read/Write
PID.2.P.1	Boolean, Byte, Word, Short, Float	Read/Write
PID.2.Pc.1	Boolean, Byte, Word , Short, Float	Read/Write
PID.2.PO.1	Boolean, Byte, Word, Short, Float	Read/Write
PID.2.RP.1	Boolean, Byte, Word , Short, Float	Read/Write
PID.2.D.2	Boolean, Byte, Word , Short, Float	Read/Write
PID.2.DB.2	Boolean, Byte, Word , Short, Float	Read/Write
PID.2.Dc.2	Boolean, Byte, Word , Short, Float	Read/Write
PID.2.DR.2	Boolean	Read/Write
PID.2.H.2	Boolean, Byte, Word , Short, Float	Read/Write
PID.2.Hc.2	Boolean, Byte, Word , Short, Float	Read/Write
PID.2.I.2	Boolean, Byte, Word , Short, Float	Read/Write
PID.2.Ic.2	Boolean, Byte, Word , Short, Float	Read/Write
PID.2.MR.2	Boolean, Byte, Word, Short, Float	Read/Write
PID.2.Oc.2	Boolean, Byte, Word , Short, Float	Read/Write
PID.2.OH.2	Boolean, Byte, Word, Short, Float	Read/Write

Address Format	Data Types	Access
PID.2.OL.2	Boolean, Byte, Word, Short, Float	Read/Write
PID.2.P.2	Boolean, Byte, Word, Short, Float	Read/Write
PID.2.Pc.2	Boolean, Byte, Word , Short, Float	Read/Write
PID.2.PO.2	Boolean, Byte, Word, Short, Float	Read/Write
PID.2.RP.2	Boolean, Byte, Word , Short, Float	Read/Write
PID.3.D.1	Boolean, Byte, Word , Short, Float	Read/Write
PID.3.DB.1	Boolean, Byte, Word , Short, Float	Read/Write
PID.3.Dc.1	Boolean, Byte, Word , Short, Float	Read/Write
PID.3.DR.1	Boolean	Read/Write
PID.3.H.1	Boolean, Byte, Word , Short, Float	Read/Write
PID.3.Hc.1	Boolean, Byte, Word , Short, Float	Read/Write
PID.3.I.1	Boolean, Byte, Word , Short, Float	Read/Write
PID.3.Ic.1	Boolean, Byte, Word , Short, Float	Read/Write
PID.3.MR.1	Boolean, Byte, Word, Short, Float	Read/Write
PID.3.Oc.1	Boolean, Byte, Word , Short, Float	Read/Write
PID.3.OH.1	Boolean, Byte, Word, Short, Float	Read/Write
PID.3.OL.1	Boolean, Byte, Word, Short, Float	Read/Write
PID.3.P.1	Boolean, Byte, Word, Short, Float	Read/Write
PID.3.Pc.1	Boolean, Byte, Word , Short, Float	Read/Write
PID.3.PO.1	Boolean, Byte, Word, Short, Float	Read/Write
PID.3.RP.1	Boolean, Byte, Word , Short, Float	Read/Write
PID.3.D.2	Boolean, Byte, Word , Short, Float	Read/Write
PID.3.DB.2	Boolean, Byte, Word , Short, Float	Read/Write
PID.3.Dc.2	Boolean, Byte, Word , Short, Float	Read/Write
PID.3.DR.2	Boolean	Read/Write
PID.3.H.2	Boolean, Byte, Word , Short, Float	Read/Write
PID.3.Hc.2	Boolean, Byte, Word , Short, Float	Read/Write
PID.3.I.2	Boolean, Byte, Word , Short, Float	Read/Write
PID.3.Ic.2	Boolean, Byte, Word , Short, Float	Read/Write
PID.3.MR.2	Boolean, Byte, Word, Short, Float	Read/Write
PID.3.Oc.2	Boolean, Byte, Word , Short, Float	Read/Write
PID.3.OH.2	Boolean, Byte, Word, Short, Float	Read/Write
PID.3.OL.2	Boolean, Byte, Word, Short, Float	Read/Write
PID.3.P.2	Boolean, Byte, Word, Short, Float	Read/Write
PID.3.Pc.2	Boolean, Byte, Word , Short, Float	Read/Write
PID.3.PO.2	Boolean, Byte, Word, Short, Float	Read/Write
PID.3.RP.2	Boolean, Byte, Word , Short, Float	Read/Write
PID.4.D.1	Boolean, Byte, Word , Short, Float	Read/Write
PID.4.DB.1	Boolean, Byte, Word , Short, Float	Read/Write
PID.4.Dc.1	Boolean, Byte, Word , Short, Float	Read/Write

Address Format	Data Types	Access
PID.4.DR.1	Boolean	Read/Write
PID.4.H.1	Boolean, Byte, Word , Short, Float	Read/Write
PID.4.Hc.1	Boolean, Byte, Word , Short, Float	Read/Write
PID.4.I.1	Boolean, Byte, Word , Short, Float	Read/Write
PID.4.Ic.1	Boolean, Byte, Word , Short, Float	Read/Write
PID.4.MR.1	Boolean, Byte, Word, Short, Float	Read/Write
PID.4.Oc.1	Boolean, Byte, Word , Short, Float	Read/Write
PID.4.OH.1	Boolean, Byte, Word, Short, Float	Read/Write
PID.4.OL.1	Boolean, Byte, Word, Short, Float	Read/Write
PID.4.P.1	Boolean, Byte, Word, Short, Float	Read/Write
PID.4.Pc.1	Boolean, Byte, Word , Short, Float	Read/Write
PID.4.PO.1	Boolean, Byte, Word, Short, Float	Read/Write
PID.4.RP.1	Boolean, Byte, Word , Short, Float	Read/Write
PID.4.D.2	Boolean, Byte, Word , Short, Float	Read/Write
PID.4.DB.2	Boolean, Byte, Word , Short, Float	Read/Write
PID.4.Dc.2	Boolean, Byte, Word , Short, Float	Read/Write
PID.4.DR.2	Boolean	Read/Write
PID.4.H.2	Boolean, Byte, Word , Short, Float	Read/Write
PID.4.Hc.2	Boolean, Byte, Word , Short, Float	Read/Write
PID.4.I.2	Boolean, Byte, Word , Short, Float	Read/Write
PID.4.Ic.2	Boolean, Byte, Word , Short, Float	Read/Write
PID.4.MR.2	Boolean, Byte, Word, Short, Float	Read/Write
PID.4.Oc.2	Boolean, Byte, Word , Short, Float	Read/Write
PID.4.OH.2	Boolean, Byte, Word, Short, Float	Read/Write
PID.4.OL.2	Boolean, Byte, Word, Short, Float	Read/Write
PID.4.P.2	Boolean, Byte, Word, Short, Float	Read/Write
PID.4.Pc.2	Boolean, Byte, Word , Short, Float	Read/Write
PID.4.PO.2	Boolean, Byte, Word, Short, Float	Read/Write
PID.4.RP.2	Boolean, Byte, Word , Short, Float	Read/Write
PID.5.D.1	Boolean, Byte, Word , Short, Float	Read/Write
PID.5.DB.1	Boolean, Byte, Word , Short, Float	Read/Write
PID.5.Dc.1	Boolean, Byte, Word , Short, Float	Read/Write
PID.5.DR.1	Boolean	Read/Write
PID.5.H.1	Boolean, Byte, Word , Short, Float	Read/Write
PID.5.Hc.1	Boolean, Byte, Word , Short, Float	Read/Write
PID.5.I.1	Boolean, Byte, Word , Short, Float	Read/Write
PID.5.Ic.1	Boolean, Byte, Word , Short, Float	Read/Write
PID.5.MR.1	Boolean, Byte, Word, Short, Float	Read/Write
PID.5.Oc.1	Boolean, Byte, Word , Short, Float	Read/Write
PID.5.OH.1	Boolean, Byte, Word, Short, Float	Read/Write

Address Format	Data Types	Access
PID.5.OL.1	Boolean, Byte, Word, Short, Float	Read/Write
PID.5.P.1	Boolean, Byte, Word, Short, Float	Read/Write
PID.5.Pc.1	Boolean, Byte, Word , Short, Float	Read/Write
PID.5.PO.1	Boolean, Byte, Word, Short, Float	Read/Write
PID.5.RP.1	Boolean, Byte, Word , Short, Float	Read/Write
PID.5.D.2	Boolean, Byte, Word , Short, Float	Read/Write
PID.5.DB.2	Boolean, Byte, Word , Short, Float	Read/Write
PID.5.Dc.2	Boolean, Byte, Word , Short, Float	Read/Write
PID.5.DR.2	Boolean	Read/Write
PID.5.H.2	Boolean, Byte, Word , Short, Float	Read/Write
PID.5.Hc.2	Boolean, Byte, Word , Short, Float	Read/Write
PID.5.I.2	Boolean, Byte, Word , Short, Float	Read/Write
PID.5.Ic.2	Boolean, Byte, Word , Short, Float	Read/Write
PID.5.MR.2	Boolean, Byte, Word, Short, Float	Read/Write
PID.5.Oc.2	Boolean, Byte, Word , Short, Float	Read/Write
PID.5.OH.2	Boolean, Byte, Word, Short, Float	Read/Write
PID.5.OL.2	Boolean, Byte, Word, Short, Float	Read/Write
PID.5.P.2	Boolean, Byte, Word, Short, Float	Read/Write
PID.5.Pc.2	Boolean, Byte, Word , Short, Float	Read/Write
PID.5.PO.2	Boolean, Byte, Word, Short, Float	Read/Write
PID.5.RP.2	Boolean, Byte, Word , Short, Float	Read/Write
PID.6.D.1	Boolean, Byte, Word , Short, Float	Read/Write
PID.6.DB.1	Boolean, Byte, Word , Short, Float	Read/Write
PID.6.Dc.1	Boolean, Byte, Word , Short, Float	Read/Write
PID.6.DR.1	Boolean	Read/Write
PID.6.H.1	Boolean, Byte, Word , Short, Float	Read/Write
PID.6.Hc.1	Boolean, Byte, Word , Short, Float	Read/Write
PID.6.I.1	Boolean, Byte, Word , Short, Float	Read/Write
PID.6.Ic.1	Boolean, Byte, Word , Short, Float	Read/Write
PID.6.MR.1	Boolean, Byte, Word, Short, Float	Read/Write
PID.6.Oc.1	Boolean, Byte, Word , Short, Float	Read/Write
PID.6.OH.1	Boolean, Byte, Word, Short, Float	Read/Write
PID.6.OL.1	Boolean, Byte, Word, Short, Float	Read/Write
PID.6.P.1	Boolean, Byte, Word, Short, Float	Read/Write
PID.6.Pc.1	Boolean, Byte, Word , Short, Float	Read/Write
PID.6.PO.1	Boolean, Byte, Word, Short, Float	Read/Write
PID.6.RP.1	Boolean, Byte, Word , Short, Float	Read/Write
PID.6.D.2	Boolean, Byte, Word , Short, Float	Read/Write
PID.6.DB.2	Boolean, Byte, Word , Short, Float	Read/Write
PID.6.Dc.2	Boolean, Byte, Word , Short, Float	Read/Write

Address Format	Data Types	Access
PID.6.DR.2	Boolean	Read/Write
PID.6.H.2	Boolean, Byte, Word , Short, Float	Read/Write
PID.6.Hc.2	Boolean, Byte, Word , Short, Float	Read/Write
PID.6.I.2	Boolean, Byte, Word , Short, Float	Read/Write
PID.6.Ic.2	Boolean, Byte, Word , Short, Float	Read/Write
PID.6.MR.2	Boolean, Byte, Word, Short, Float	Read/Write
PID.6.Oc.2	Boolean, Byte, Word , Short, Float	Read/Write
PID.6.OH.2	Boolean, Byte, Word, Short, Float	Read/Write
PID.6.OL.2	Boolean, Byte, Word, Short, Float	Read/Write
PID.6.P.2	Boolean, Byte, Word, Short, Float	Read/Write
PID.6.Pc.2	Boolean, Byte, Word , Short, Float	Read/Write
PID.6.PO.2	Boolean, Byte, Word, Short, Float	Read/Write
PID.6.RP.2	Boolean, Byte, Word , Short, Float	Read/Write
PID.7.D.1	Boolean, Byte, Word , Short, Float	Read/Write
PID.7.DB.1	Boolean, Byte, Word , Short, Float	Read/Write
PID.7.Dc.1	Boolean, Byte, Word , Short, Float	Read/Write
PID.7.DR.1	Boolean	Read/Write
PID.7.H.1	Boolean, Byte, Word , Short, Float	Read/Write
PID.7.Hc.1	Boolean, Byte, Word , Short, Float	Read/Write
PID.7.I.1	Boolean, Byte, Word , Short, Float	Read/Write
PID.7.Ic.1	Boolean, Byte, Word , Short, Float	Read/Write
PID.7.MR.1	Boolean, Byte, Word, Short, Float	Read/Write
PID.7.Oc.1	Boolean, Byte, Word , Short, Float	Read/Write
PID.7.OH.1	Boolean, Byte, Word, Short, Float	Read/Write
PID.7.OL.1	Boolean, Byte, Word, Short, Float	Read/Write
PID.7.P.1	Boolean, Byte, Word, Short, Float	Read/Write
PID.7.Pc.1	Boolean, Byte, Word , Short, Float	Read/Write
PID.7.PO.1	Boolean, Byte, Word, Short, Float	Read/Write
PID.7.SP.1	Boolean, Byte, Word, Short, Float	Read/Write
PID.RHY.1	Boolean, Byte, Word , Short, Float	Read/Write
PID.7.D.2	Boolean, Byte, Word , Short, Float	Read/Write
PID.7.DB.2	Boolean, Byte, Word , Short, Float	Read/Write
PID.7.Dc.2	Boolean, Byte, Word , Short, Float	Read/Write
PID.7.DR.2	Boolean	Read/Write
PID.7.H.2	Boolean, Byte, Word , Short, Float	Read/Write
PID.7.Hc.2	Boolean, Byte, Word , Short, Float	Read/Write
PID.7.I.2	Boolean, Byte, Word , Short, Float	Read/Write
PID.7.Ic.2	Boolean, Byte, Word , Short, Float	Read/Write
PID.7.MR.2	Boolean, Byte, Word, Short, Float	Read/Write
PID.7.Oc.2	Boolean, Byte, Word , Short, Float	Read/Write

Address Format	Data Types	Access
PID.7.OH.2	Boolean, Byte, Word, Short, Float	Read/Write
PID.7.OL.2	Boolean, Byte, Word, Short, Float	Read/Write
PID.7.P.2	Boolean, Byte, Word, Short, Float	Read/Write
PID.7.Pc.2	Boolean, Byte, Word , Short, Float	Read/Write
PID.7.PO.2	Boolean, Byte, Word, Short, Float	Read/Write
PID.8.D.1	Boolean, Byte, Word , Short, Float	Read/Write
PID.8.DB.1	Boolean, Byte, Word , Short, Float	Read/Write
PID.8.Dc.1	Boolean, Byte, Word , Short, Float	Read/Write
PID.8.DR.1	Boolean	Read/Write
PID.8.H.1	Boolean, Byte, Word , Short, Float	Read/Write
PID.8.Hc.1	Boolean, Byte, Word , Short, Float	Read/Write
PID.8.I.1	Boolean, Byte, Word , Short, Float	Read/Write
PID.8.Ic.1	Boolean, Byte, Word , Short, Float	Read/Write
PID.8.MR.1	Boolean, Byte, Word, Short, Float	Read/Write
PID.8.Oc.1	Boolean, Byte, Word , Short, Float	Read/Write
PID.8.OH.1	Boolean, Byte, Word, Short, Float	Read/Write
PID.8.OL.1	Boolean, Byte, Word, Short, Float	Read/Write
PID.8.P.1	Boolean, Byte, Word, Short, Float	Read/Write
PID.8.Pc.1	Boolean, Byte, Word , Short, Float	Read/Write
PID.8.PO.1	Boolean, Byte, Word, Short, Float	Read/Write
PID.8.D.2	Boolean, Byte, Word , Short, Float	Read/Write
PID.8.DB.2	Boolean, Byte, Word , Short, Float	Read/Write
PID.8.Dc.2	Boolean, Byte, Word , Short, Float	Read/Write
PID.8.DR.2	Boolean	Read/Write
PID.8.H.2	Boolean, Byte, Word , Short, Float	Read/Write
PID.8.Hc.2	Boolean, Byte, Word , Short, Float	Read/Write
PID.8.I.2	Boolean, Byte, Word , Short, Float	Read/Write
PID.8.Ic.2	Boolean, Byte, Word , Short, Float	Read/Write
PID.8.MR.2	Boolean, Byte, Word, Short, Float	Read/Write
PID.8.Oc.2	Boolean, Byte, Word , Short, Float	Read/Write
PID.8.OH.2	Boolean, Byte, Word, Short, Float	Read/Write
PID.8.OL.2	Boolean, Byte, Word, Short, Float	Read/Write
PID.8.P.2	Boolean, Byte, Word, Short, Float	Read/Write
PID.8.Pc.2	Boolean, Byte, Word , Short, Float	Read/Write
PID.8.PO.2	Boolean, Byte, Word, Short, Float	Read/Write
PID.RDV.2	Boolean, Byte, Word , Short, Float	Read/Write
PID.RDV.1	Boolean, Byte, Word , Short, Float	Read/Write
PID.RHY.2	Boolean, Byte, Word , Short, Float	Read/Write

Status Addressing for UP750

The driver supports Boolean status addresses for UP750.

Address Format	Data Types	Access
STATUS.ALO11.st	Boolean	Read Only
STATUS.ALO12.st	Boolean	Read Only
STATUS.ALO13.st	Boolean	Read Only
STATUS.ALO14.st	Boolean	Read Only
STATUS.AT2.st	Boolean	Read Only
STATUS.AUT/MAN.st	Boolean	Read Only
STATUS.DEV1-.st	Boolean	Read Only
STATUS.DEV1+.st	Boolean	Read Only
STATUS.DEV1Z.st	Boolean	Read Only
STATUS.DEV2-.st	Boolean	Read Only
STATUS.DEV2+.st	Boolean	Read Only
STATUS.DEV2Z.st	Boolean	Read Only
STATUS.DI1.st	Boolean	Read Only
STATUS.DI2.st	Boolean	Read Only
STATUS.DI3.st	Boolean	Read Only
STATUS.DI4.st	Boolean	Read Only
STATUS.DI5.st	Boolean	Read Only
STATUS.DI6.st	Boolean	Read Only
STATUS.DI7.st	Boolean	Read Only
STATUS.DP1.st	Boolean	Read Only
STATUS.DP2.st	Boolean	Read Only
STATUS.HOLD.st	Boolean	Read Only
STATUS.LOCAL.st	Boolean	Read Only
STATUS.MG1.st	Boolean	Read Only
STATUS.MG2.st	Boolean	Read Only
STATUS.MG3.st	Boolean	Read Only
STATUS.MG4.st	Boolean	Read Only
STATUS.PIDNO1.0.st	Boolean	Read Only
STATUS.PIDNO1.1.st	Boolean	Read Only
STATUS.PIDNO1.2.st	Boolean	Read Only
STATUS.PIDNO2.0.st	Boolean	Read Only
STATUS.PROG.st	Boolean	Read Only
STATUS.PV01.st	Boolean	Read Only
STATUS.PV02.st	Boolean	Read Only
STATUS.PV03.st	Boolean	Read Only
STATUS.PV04.st	Boolean	Read Only

Address Format	Data Types	Access
STATUS.PV05.st	Boolean	Read Only
STATUS.PV06.st	Boolean	Read Only
STATUS.PV07.st	Boolean	Read Only
STATUS.PV08.st	Boolean	Read Only
STATUS.RDI101.st	Boolean	Read Only
STATUS.RDI102.st	Boolean	Read Only
STATUS.RDI103.st	Boolean	Read Only
STATUS.RDI104.st	Boolean	Read Only
STATUS.RDI105.st	Boolean	Read Only
STATUS.RDI106.st	Boolean	Read Only
STATUS.RDI107.st	Boolean	Read Only
STATUS.RDI108.st	Boolean	Read Only
STATUS.RDI201.st	Boolean	Read Only
STATUS.RDI202.st	Boolean	Read Only
STATUS.RDI203.st	Boolean	Read Only
STATUS.RDI204.st	Boolean	Read Only
STATUS.RDI205.st	Boolean	Read Only
STATUS.RDI206.st	Boolean	Read Only
STATUS.RDI207.st	Boolean	Read Only
STATUS.RDI208.st	Boolean	Read Only
STATUS.REMLCL2.st	Boolean	Read Only
STATUS.RESET.st	Boolean	Read Only
STATUS.WAIT.st	Boolean	Read Only
ALRMST.ALM11.st	Boolean	Read Only
ALRMST.ALM12.st	Boolean	Read Only
ALRMST.ALM13.st	Boolean	Read Only
ALRMST.ALM14.st	Boolean	Read Only
ALRMST.ALM21.st	Boolean	Read Only
ALRMST.ALM22.st	Boolean	Read Only
ALRMST.ALM23.st	Boolean	Read Only
ALRMST.ALM24.st	Boolean	Read Only
ALRMST.OR1.st	Boolean	Read Only
ALRMST.OR2.st	Boolean	Read Only
OFFSTATUS.A/M1.off	Boolean	Read Only
OFFSTATUS.A/M2.off	Boolean	Read Only
OFFSTATUS.AD1BO.off	Boolean	Read Only
OFFSTATUS.AD1ERR.off	Boolean	Read Only
OFFSTATUS.AD2BO.off	Boolean	Read Only
OFFSTATUS.AD2ERR.off	Boolean	Read Only

Address Format	Data Types	Access
OFFSTATUS.AD3BO.off	Boolean	Read Only
OFFSTATUS.AD3ERR.off	Boolean	Read Only
OFFSTATUS.ALM11.off	Boolean	Read Only
OFFSTATUS.ALM12.off	Boolean	Read Only
OFFSTATUS.ALM13.off	Boolean	Read Only
OFFSTATUS.ALM14.off	Boolean	Read Only
OFFSTATUS.ALM21.off	Boolean	Read Only
OFFSTATUS.ALM22.off	Boolean	Read Only
OFFSTATUS.ALM23.off	Boolean	Read Only
OFFSTATUS.ALM24.off	Boolean	Read Only
OFFSTATUS.AT1.off	Boolean	Read Only
OFFSTATUS.AT1ERR.off	Boolean	Read Only
OFFSTATUS.AT2.off	Boolean	Read Only
OFFSTATUS.AT2ERR.off	Boolean	Read Only
OFFSTATUS.AUT.off	Boolean	Read Only
OFFSTATUS.C.RSP1ADC.off	Boolean	Read Only
OFFSTATUS.C.RSP1BO.off	Boolean	Read Only
OFFSTATUS.C.RSP2ADC.off	Boolean	Read Only
OFFSTATUS.C.RSP2BO.off	Boolean	Read Only
OFFSTATUS.CALB.E.off	Boolean	Read Only
OFFSTATUS.CAS.off	Boolean	Read Only
OFFSTATUS.DI1.off	Boolean	Read Only
OFFSTATUS.DI2.off	Boolean	Read Only
OFFSTATUS.DI3.off	Boolean	Read Only
OFFSTATUS.DI4.off	Boolean	Read Only
OFFSTATUS.DI5.off	Boolean	Read Only
OFFSTATUS.DI6.off	Boolean	Read Only
OFFSTATUS.DI7.off	Boolean	Read Only
OFFSTATUS.DP1.off	Boolean	Read Only
OFFSTATUS.DP2.off	Boolean	Read Only
OFFSTATUS.MAN.off	Boolean	Read Only
OFFSTATUS.MG1.off	Boolean	Read Only
OFFSTATUS.MG2.off	Boolean	Read Only
OFFSTATUS.MG3.off	Boolean	Read Only
OFFSTATUS.MG4.off	Boolean	Read Only
OFFSTATUS.MODE.E.off	Boolean	Read Only
OFFSTATUS.OR1.off	Boolean	Read Only
OFFSTATUS.OR2.off	Boolean	Read Only
OFFSTATUS.PARA.E.off	Boolean	Read Only

Address Format	Data Types	Access
OFFSTATUS.PV1+over.off	Boolean	Read Only
OFFSTATUS.PV1ADC.off	Boolean	Read Only
OFFSTATUS.PV1BO.off	Boolean	Read Only
OFFSTATUS.PV1-over.off	Boolean	Read Only
OFFSTATUS.PV2+over.off	Boolean	Read Only
OFFSTATUS.PV2ADC.off	Boolean	Read Only
OFFSTATUS.PV2BO.off	Boolean	Read Only
OFFSTATUS.PV2-over.off	Boolean	Read Only
OFFSTATUS.R/L.off	Boolean	Read Only
OFFSTATUS.R/L2.off	Boolean	Read Only
OFFSTATUS.R/S.off	Boolean	Read Only
OFFSTATUS.RANGE.off	Boolean	Read Only
OFFSTATUS.RDI101.off	Boolean	Read Only
OFFSTATUS.RDI102.off	Boolean	Read Only
OFFSTATUS.RDI103.off	Boolean	Read Only
OFFSTATUS.RDI104.off	Boolean	Read Only
OFFSTATUS.RDI105.off	Boolean	Read Only
OFFSTATUS.RDI106.off	Boolean	Read Only
OFFSTATUS.RDI107.off	Boolean	Read Only
OFFSTATUS.RDI108.off	Boolean	Read Only
OFFSTATUS.RDI201.off	Boolean	Read Only
OFFSTATUS.RDI202.off	Boolean	Read Only
OFFSTATUS.RDI203.off	Boolean	Read Only
OFFSTATUS.RDI204.off	Boolean	Read Only
OFFSTATUS.RDI205.off	Boolean	Read Only
OFFSTATUS.RDI206.off	Boolean	Read Only
OFFSTATUS.RDI207.off	Boolean	Read Only
OFFSTATUS.RDI208.off	Boolean	Read Only
OFFSTATUS.RJC1ERR.off	Boolean	Read Only
OFFSTATUS.RJC2ERR.off	Boolean	Read Only
OFFSTATUS.RSP1ADC.off	Boolean	Read Only
OFFSTATUS.RSP1BO.off	Boolean	Read Only
OFFSTATUS.RSP2ADC.off	Boolean	Read Only
OFFSTATUS.RSP2BO.off	Boolean	Read Only
OFFSTATUS.SETUP.off	Boolean	Read Only
OFFSTATUS.SYSTEM.E.off	Boolean	Read Only
OFFSTATUS.USER.E.off	Boolean	Read Only
OFFSTATUS.UTMD.off	Boolean	Read Only
OFFSTATUS.VLV.ATERR.off	Boolean	Read Only

Address Format	Data Types	Access
OFFSTATUS.VLV.BOUT.off	Boolean	Read Only
ONSTATUS.A/M1.on	Boolean	Read Only
ONSTATUS.A/M2.on	Boolean	Read Only
ONSTATUS.AD1BO.on	Boolean	Read Only
ONSTATUS.AD1ERR.on	Boolean	Read Only
ONSTATUS.AD2BO.on	Boolean	Read Only
ONSTATUS.AD2ERR.on	Boolean	Read Only
ONSTATUS.AD3BO.on	Boolean	Read Only
ONSTATUS.AD3ERR.on	Boolean	Read Only
ONSTATUS.ALM11.on	Boolean	Read Only
ONSTATUS.ALM12.on	Boolean	Read Only
ONSTATUS.ALM13.on	Boolean	Read Only
ONSTATUS.ALM14.on	Boolean	Read Only
ONSTATUS.ALM21.on	Boolean	Read Only
ONSTATUS.ALM22.on	Boolean	Read Only
ONSTATUS.ALM23.on	Boolean	Read Only
ONSTATUS.ALM24.on	Boolean	Read Only
ONSTATUS.AT1.on	Boolean	Read Only
ONSTATUS.AT1ERR.on	Boolean	Read Only
ONSTATUS.AT2.on	Boolean	Read Only
ONSTATUS.AT2ERR.on	Boolean	Read Only
ONSTATUS.AUT.on	Boolean	Read Only
ONSTATUS.C.RSP1ADC.on	Boolean	Read Only
ONSTATUS.C.RSP1BO.on	Boolean	Read Only
ONSTATUS.C.RSP2ADC.on	Boolean	Read Only
ONSTATUS.C.RSP2BO.on	Boolean	Read Only
ONSTATUS.CALB.E.on	Boolean	Read Only
ONSTATUS.CAS.on	Boolean	Read Only
ONSTATUS.DI1.on	Boolean	Read Only
ONSTATUS.DI2.on	Boolean	Read Only
ONSTATUS.DI3.on	Boolean	Read Only
ONSTATUS.DI4.on	Boolean	Read Only
ONSTATUS.DI5.on	Boolean	Read Only
ONSTATUS.DI6.on	Boolean	Read Only
ONSTATUS.DI7.on	Boolean	Read Only
ONSTATUS.DP1.on	Boolean	Read Only
ONSTATUS.DP2.on	Boolean	Read Only
ONSTATUS.MAN.on	Boolean	Read Only
ONSTATUS.MG1.on	Boolean	Read Only

Address Format	Data Types	Access
ONSTATUS.MG2.on	Boolean	Read Only
ONSTATUS.MG3.on	Boolean	Read Only
ONSTATUS.MG4.on	Boolean	Read Only
ONSTATUS.MODE.E.on	Boolean	Read Only
ONSTATUS.OR1.on	Boolean	Read Only
ONSTATUS.OR2.on	Boolean	Read Only
ONSTATUS.PARA.E.on	Boolean	Read Only
ONSTATUS.PV1+over.on	Boolean	Read Only
ONSTATUS.PV1ADC.on	Boolean	Read Only
ONSTATUS.PV1BO.on	Boolean	Read Only
ONSTATUS.PV1-over.on	Boolean	Read Only
ONSTATUS.PV2+over.on	Boolean	Read Only
ONSTATUS.PV2ADC.on	Boolean	Read Only
ONSTATUS.PV2BO.on	Boolean	Read Only
ONSTATUS.PV2-over.on	Boolean	Read Only
ONSTATUS.R/L.on	Boolean	Read Only
ONSTATUS.R/L2.on	Boolean	Read Only
ONSTATUS.RANGE.on	Boolean	Read Only
ONSTATUS.RDI101.on	Boolean	Read Only
ONSTATUS.RDI102.on	Boolean	Read Only
ONSTATUS.RDI103.on	Boolean	Read Only
ONSTATUS.RDI104.on	Boolean	Read Only
ONSTATUS.RDI105.on	Boolean	Read Only
ONSTATUS.RDI106.on	Boolean	Read Only
ONSTATUS.RDI107.on	Boolean	Read Only
ONSTATUS.RDI108.on	Boolean	Read Only
ONSTATUS.RDI201.on	Boolean	Read Only
ONSTATUS.RDI202.on	Boolean	Read Only
ONSTATUS.RDI203.on	Boolean	Read Only
ONSTATUS.RDI204.on	Boolean	Read Only
ONSTATUS.RDI205.on	Boolean	Read Only
ONSTATUS.RDI206.on	Boolean	Read Only
ONSTATUS.RDI207.on	Boolean	Read Only
ONSTATUS.RDI208.on	Boolean	Read Only
ONSTATUS.RJC1ERR.on	Boolean	Read Only
ONSTATUS.RJC2ERR.on	Boolean	Read Only
ONSTATUS.RS.on	Boolean	Read Only
ONSTATUS.RSP1ADC.on	Boolean	Read Only
ONSTATUS.RSP1BO.on	Boolean	Read Only

Address Format	Data Types	Access
ONSTATUS.RSP2ADC.on	Boolean	Read Only
ONSTATUS.RSP2BO.on	Boolean	Read Only
ONSTATUS.SETUP.on	Boolean	Read Only
ONSTATUS.SYSTEM.E.on	Boolean	Read Only
ONSTATUS.USER.E.on	Boolean	Read Only
ONSTATUS.UTMD.on	Boolean	Read Only
ONSTATUS.VLV.ATERR.on	Boolean	Read Only
ONSTATUS.VLV.BOUT.on	Boolean	Read Only
STATUS.PIDNO2.1.st	Boolean	Read Only
STATUS.PIDNO2.2.st	Boolean	Read Only
STATUS.PIDNO1.3.st	Boolean	Read Only
STATUS.PIDNO2.3.st	Boolean	Read Only
STATUS.PTNO.0.st	Boolean	Read Only
STATUS.PTNO.1.st	Boolean	Read Only
STATUS.PTNO.2.st	Boolean	Read Only
STATUS.PTNO.3.st	Boolean	Read Only
STATUS.PTNO.4.st	Boolean	Read Only

Process Parameters Addressing for UP750

The driver supports the following Process parameter addresses for UP750. The default data type for each address type is shown in **bold**.

Address Format	Data Types	Access
PROCESS.ADERROR	Boolean, Byte, Word , Short, Float	Read Only
PROCESS.ALM	Boolean, Byte, Word , Short, Float	Read Only
PROCESS.ALOSTS	Boolean, Byte, Word , Short, Float	Read Only
PROCESS.DISP1	Boolean, Byte, Word , Short, Float	Read Only
PROCESS.DISP2	Boolean, Byte, Word , Short, Float	Read Only
PROCESS.DISTS	Boolean, Byte, Word , Short, Float	Read Only
PROCESS.ERROR.1	Boolean, Byte, Word , Short, Float	Read Only
PROCESS.EV21A	Boolean, Byte, Word, Short, Float	Read/Write
PROCESS.EV21B	Boolean, Byte, Word, Short, Float	Read/Write
PROCESS.EV22A	Boolean, Byte, Word, Short, Float	Read/Write
PROCESS.EV22B	Boolean, Byte, Word, Short, Float	Read/Write
PROCESS.EV23A	Boolean, Byte, Word, Short, Float	Read/Write
PROCESS.EV23B	Boolean, Byte, Word, Short, Float	Read/Write
PROCESS.EV24A	Boolean, Byte, Word, Short, Float	Read/Write
PROCESS.EV24B	Boolean, Byte, Word, Short, Float	Read/Write
PROCESS.EV25A	Boolean, Byte, Word, Short, Float	Read/Write
PROCESS.EV25B	Boolean, Byte, Word, Short, Float	Read/Write

Address Format	Data Types	Access
PROCESS.EV26A	Boolean, Byte, Word, Short, Float	Read/Write
PROCESS.EV26B	Boolean, Byte, Word, Short, Float	Read/Write
PROCESS.EV27A	Boolean, Byte, Word, Short, Float	Read/Write
PROCESS.EV27B	Boolean, Byte, Word, Short, Float	Read/Write
PROCESS.EV28A	Boolean, Byte, Word, Short, Float	Read/Write
PROCESS.EV28B	Boolean, Byte, Word, Short, Float	Read/Write
PROCESS.LSP1	Boolean, Byte, Word, Short, Float	Read/Write
PROCESS.LSP2	Boolean, Byte, Word, Short, Float	Read/Write
PROCESS.PARAERR	Boolean, Byte, Word , Short, Float	Read Only
PROCESS.PIDNO	Boolean, Byte, Word , Short, Float	Read/Write
PROCESS.PTN	Boolean, Byte, Word , Short, Float	Read Only
PROCESS.PVEV	Boolean, Byte, Word , Short, Float	Read Only
PROCESS.RDISTS	Boolean, Byte, Word , Short, Float	Read Only
PROCESS.SEGNO	Boolean, Byte, Word , Short, Float	Read Only
PROCESS.SMEC	Boolean, Byte, Word , Short, Float	Read Only
PROCESS.TIME	Boolean, Byte, Word , Short, Float	Read Only
PROCESS.TMEV1	Boolean, Byte, Word , Short, Float	Read Only
PROCESS.TMEV2	Boolean, Byte, Word , Short, Float	Read Only
PROCESS.COUT.1	Boolean, Byte, Word , Short, Float	Read Only
PROCESS.CSP.1	Boolean, Byte, Word, Short, Float	Read Only
PROCESS.DEV.1	Boolean, Byte, Word , Short, Float	Read Only
PROCESS.HOUT.1	Boolean, Byte, Word , Short, Float	Read Only
PROCESS.MOD.1	Boolean, Byte, Word , Short, Float	Read Only
PROCESS.OR.1	Boolean, Byte, Word , Short, Float	Read Only
PROCESS.OUT.1	Boolean, Byte, Word, Short, Float	Read Only
PROCESS.PIDNO.1	Boolean, Byte, Word , Short, Float	Read Only
PROCESS.PV.1	Boolean, Byte, Word, Short, Float	Read Only
PROCESS.COUT.2	Boolean, Byte, Word , Short, Float	Read Only
PROCESS.CSP.2	Boolean, Byte, Word , Short, Float	Read Only
PROCESS.DEV.2	Boolean, Byte, Word , Short, Float	Read Only
PROCESS.ERROR.2	Boolean, Byte, Word , Short, Float	Read Only
PROCESS.HOUT.2	Boolean, Byte, Word , Short, Float	Read Only
PROCESS.MOD.2	Boolean, Byte, Word , Short, Float	Read Only
PROCESS.OR.2	Boolean, Byte, Word , Short, Float	Read Only
PROCESS.OUT.2	Boolean, Byte, Word, Short, Float	Read Only
PROCESS.PIDNO.2	Boolean, Byte, Word , Short, Float	Read Only
PROCESS.PV.2	Boolean, Byte, Word, Short, Float	Read Only

Absolute Address Mapping (D0001-D0300) for UP750

Register to Tag Address Mapping for registers D0000-D0300 are shown below.

● **Note:** Registers missing in the given range are either not applicable for this device model or are not supported.

Register Address	Tag Address
D0001	PROCESS.ADERROR
D0002	PROCESS.ERROR.1
D0003	PROCESS.PV.1
D0004	PROCESS.CSP.1
D0005	PROCESS.OUT.1
D0006	PROCESS.HOUT.1
D0007	PROCESS.COUT.1
D0008	PROCESS.MOD.1
D0009	PROCESS.PIDNO.1
D0011	PROCESS.ALM
D0012	PROCESS.PVEV
D0013	PROCESS.TMEV1
D0014	PROCESS.TMEV2
D0015	PROCESS.PTN
D0016	PROCESS.SEGNO
D0017	PROCESS.TIME
D0018	PROCESS.ERROR.2
D0019	PROCESS.PV.2
D0020	PROCESS.CSP.2
D0021	PROCESS.OUT.2
D0022	PROCESS.HOUT.2
D0023	PROCESS.COUT.2
D0024	PROCESS.MOD.2
D0025	PROCESS.PIDNO.2
D0026	PROCESS.DEV.1
D0027	PROCESS.OR.1
D0030	PROCESS.DEV.2
D0031	PROCESS.OR.2
D0032	PROCESS.SMEC
D0033	PROCESS.DISTS
D0034	PROCESS.RDISTS
D0035	PROCESS.PARAERR
D0036	PROCESS.ALOSTS
D0039	PROCESS.DISP1

Register Address	Tag Address
D0040	PROCESS.DISP2
D0101	PROCESS.LSP1
D0102	PROCESS.LSP2
D0103	PROCESS.PIDNO
D0104	PROCESS.EV21A
D0105	PROCESS.EV21B
D0106	PROCESS.EV22A
D0107	PROCESS.EV22B
D0108	PROCESS.EV23A
D0109	PROCESS.EV23B
D0110	PROCESS.EV24A
D0111	PROCESS.EV24B
D0112	PROCESS.EV25A
D0113	PROCESS.EV25B
D0114	PROCESS.EV26A
D0115	PROCESS.EV26B
D0116	PROCESS.EV27A
D0117	PROCESS.EV27B
D0118	PROCESS.EV28A
D0119	PROCESS.EV28B
D0208	OPMODE.R/P/L
D0209	OPMODE.HOLD
D0210	OPMODE.ADV
D0211	OPMODE.A/M.1
D0212	OPMODE.A/M.2
D0213	OPMODE.LSP/CAS
D0214	OPMODE.PTNO
D0217	OPMODE.MOUT.1
D0218	OPMODE.MOUTc.1
D0219	OPMODE.MOUT.2
D0220	OPMODE.MOUTc.2
D0221	OPMODE.HOLDDSP.1
D0222	OPMODE.HOLDDSP.2
D0223	OPMODE.HOLDTM
D0224	OPMODE.SST
D0231	OPMODE.A1
D0232	OPMODE.A2
D0233	OPMODE.A3
D0234	OPMODE.A4

Register Address	Tag Address
D0241	OPREL.AT.1
D0242	OPREL.SC.1
D0243	OPREL.BS.1
D0244	OPREL.FL.1
D0250	OPREL.ORB.1
D0251	OPREL.ORH.1
D0252	OPREL.ORL.1
D0253	OPREL.S.TM
D0271	OPREL.AT.2
D0272	OPREL.SC.2
D0273	OPREL.BS.2
D0274	OPREL.FL.2
D0280	OPREL.ORB.2
D0281	OPREL.ORH.2
D0282	OPREL.ORL.2

Absolute Address Mapping (D0301-D0700) for UP750

Register to Tag Address Mapping for registers D0300-D0700 are shown below.

● **Note:** Registers missing in the given range are either not applicable for this device model or are not supported.

Register Address	Tag Address
D0306	PID.1.P.1
D0307	PID.1.I.1
D0308	PID.1.D.1
D0309	PID.1.OH.1
D0310	PID.1.OL.1
D0311	PID.1.MR.1
D0312	PID.1.H.1
D0313	PID.1.DR.1
D0314	PID.1.Pc.1
D0315	PID.1.Ic.1
D0316	PID.1.Dc.1
D0317	PID.1.Hc.1
D0318	PID.1.DB.1
D0319	PID.1.RP.1
D0320	PID.1.PO.1
D0321	PID.1.Oc.1
D0331	PID.2.P.1

Register Address	Tag Address
D0332	PID.2.I.1
D0333	PID.2.D.1
D0334	PID.2.OH.1
D0335	PID.2.OL.1
D0336	PID.2.MR.1
D0337	PID.2.H.1
D0338	PID.2.DR.1
D0339	PID.2.Pc.1
D0340	PID.2.Ic.1
D0341	PID.2.Dc.1
D0342	PID.2.Hc.1
D0343	PID.2.DB.1
D0344	PID.2.RP.1
D0345	PID.2.PO.1
D0346	PID.2.Oc.1
D0356	PID.3.P.1
D0357	PID.3.I.1
D0358	PID.3.D.1
D0359	PID.3.OH.1
D0360	PID.3.OL.1
D0361	PID.3.MR.1
D0362	PID.3.H.1
D0363	PID.3.DR.1
D0364	PID.3.Pc.1
D0365	PID.3.Ic.1
D0366	PID.3.Dc.1
D0367	PID.3.Hc.1
D0368	PID.3.DB.1
D0369	PID.3.RP.1
D0370	PID.3.PO.1
D0371	PID.3.Oc.1
D0381	PID.4.P.1
D0382	PID.4.I.1
D0383	PID.4.D.1
D0384	PID.4.OH.1
D0385	PID.4.OL.1
D0386	PID.4.MR.1
D0387	PID.4.H.1
D0388	PID.4.DR.1

Register Address	Tag Address
D0389	PID.4.Pc.1
D0390	PID.4.lc.1
D0391	PID.4.Dc.1
D0392	PID.4.Hc.1
D0393	PID.4.DB.1
D0394	PID.4.RP.1
D0395	PID.4.PO.1
D0396	PID.4.Oc.1
D0406	PID.5.P.1
D0407	PID.5.I.1
D0408	PID.5.D.1
D0409	PID.5.OH.1
D0410	PID.5.OL.1
D0411	PID.5.MR.1
D0412	PID.5.H.1
D0413	PID.5.DR.1
D0414	PID.5.Pc.1
D0415	PID.5.lc.1
D0416	PID.5.Dc.1
D0417	PID.5.Hc.1
D0418	PID.5.DB.1
D0419	PID.5.RP.1
D0420	PID.5.PO.1
D0421	PID.5.Oc.1
D0431	PID.6.P.1
D0432	PID.6.I.1
D0433	PID.6.D.1
D0434	PID.6.OH.1
D0435	PID.6.OL.1
D0436	PID.6.MR.1
D0437	PID.6.H.1
D0438	PID.6.DR.1
D0439	PID.6.Pc.1
D0440	PID.6.lc.1
D0441	PID.6.Dc.1
D0442	PID.6.Hc.1
D0443	PID.6.DB.1
D0444	PID.6.RP.1
D0445	PID.6.PO.1

Register Address	Tag Address
D0446	PID.6.Oc.1
D0451	PID.7.SP.1
D0456	PID.7.P.1
D0457	PID.7.I.1
D0458	PID.7.D.1
D0459	PID.7.OH.1
D0460	PID.7.OL.1
D0461	PID.7.MR.1
D0462	PID.7.H.1
D0463	PID.7.DR.1
D0464	PID.7.Pc.1
D0465	PID.7.Ic.1
D0466	PID.7.Dc.1
D0467	PID.7.Hc.1
D0468	PID.7.DB.1
D0469	PID.RHY.1
D0470	PID.7.PO.1
D0471	PID.7.Oc.1
D0481	PID.8.P.1
D0482	PID.8.I.1
D0483	PID.8.D.1
D0484	PID.8.OH.1
D0485	PID.8.OL.1
D0486	PID.8.MR.1
D0487	PID.8.H.1
D0488	PID.8.DR.1
D0489	PID.8.Pc.1
D0490	PID.8.Ic.1
D0491	PID.8.Dc.1
D0492	PID.8.Hc.1
D0493	PID.8.DB.1
D0494	PID.RDV.1
D0495	PID.8.PO.1
D0496	PID.8.Oc.1
D0506	PID.1.P.2
D0507	PID.1.I.2
D0508	PID.1.D.2
D0509	PID.1.OH.2
D0510	PID.1.OL.2

Register Address	Tag Address
D0511	PID.1.MR.2
D0512	PID.1.H.2
D0513	PID.1.DR.2
D0514	PID.1.Pc.2
D0515	PID.1.lc.2
D0516	PID.1.Dc.2
D0517	PID.1.Hc.2
D0518	PID.1.DB.2
D0519	PID.1.RP.2
D0520	PID.1.PO.2
D0521	PID.1.Oc.2
D0531	PID.2.P.2
D0532	PID.2.I.2
D0533	PID.2.D.2
D0534	PID.2.OH.2
D0535	PID.2.OL.2
D0536	PID.2.MR.2
D0537	PID.2.H.2
D0538	PID.2.DR.2
D0539	PID.2.Pc.2
D0540	PID.2.lc.2
D0541	PID.2.Dc.2
D0542	PID.2.Hc.2
D0543	PID.2.DB.2
D0544	PID.2.RP.2
D0545	PID.2.PO.2
D0546	PID.2.Oc.2
D0556	PID.3.P.2
D0557	PID.3.I.2
D0558	PID.3.D.2
D0559	PID.3.OH.2
D0560	PID.3.OL.2
D0561	PID.3.MR.2
D0562	PID.3.H.2
D0563	PID.3.DR.2
D0564	PID.3.Pc.2
D0565	PID.3.lc.2
D0566	PID.3.Dc.2
D0567	PID.3.Hc.2

Register Address	Tag Address
D0568	PID.3.DB.2
D0569	PID.3.RP.2
D0570	PID.3.PO.2
D0571	PID.3.Oc.2
D0581	PID.4.P.2
D0582	PID.4.I.2
D0583	PID.4.D.2
D0584	PID.4.OH.2
D0585	PID.4.OL.2
D0586	PID.4.MR.2
D0587	PID.4.H.2
D0588	PID.4.DR.2
D0589	PID.4.Pc.2
D0590	PID.4.Ic.2
D0591	PID.4.Dc.2
D0592	PID.4.Hc.2
D0593	PID.4.DB.2
D0594	PID.4.RP.2
D0595	PID.4.PO.2
D0596	PID.4.Oc.2
D0606	PID.5.P.2
D0607	PID.5.I.2
D0608	PID.5.D.2
D0609	PID.5.OH.2
D0610	PID.5.OL.2
D0611	PID.5.MR.2
D0612	PID.5.H.2
D0613	PID.5.DR.2
D0614	PID.5.Pc.2
D0615	PID.5.Ic.2
D0616	PID.5.Dc.2
D0617	PID.5.Hc.2
D0618	PID.5.DB.2
D0619	PID.5.RP.2
D0620	PID.5.PO.2
D0621	PID.5.Oc.2
D0631	PID.6.P.2
D0632	PID.6.I.2
D0633	PID.6.D.2

Register Address	Tag Address
D0634	PID.6.OH.2
D0635	PID.6.OL.2
D0636	PID.6.MR.2
D0637	PID.6.H.2
D0638	PID.6.DR.2
D0639	PID.6.Pc.2
D0640	PID.6.lc.2
D0641	PID.6.Dc.2
D0642	PID.6.Hc.2
D0643	PID.6.DB.2
D0644	PID.6.RP.2
D0645	PID.6.PO.2
D0646	PID.6.Oc.2
D0656	PID.7.P.2
D0657	PID.7.I.2
D0658	PID.7.D.2
D0659	PID.7.OH.2
D0660	PID.7.OL.2
D0661	PID.7.MR.2
D0662	PID.7.H.2
D0663	PID.7.DR.2
D0664	PID.7.Pc.2
D0665	PID.7.lc.2
D0666	PID.7.Dc.2
D0667	PID.7.Hc.2
D0668	PID.7.DB.2
D0669	PID.RHY.2
D0670	PID.7.PO.2
D0671	PID.7.Oc.2
D0681	PID.8.P.2
D0682	PID.8.I.2
D0683	PID.8.D.2
D0684	PID.8.OH.2
D0685	PID.8.OL.2
D0686	PID.8.MR.2
D0687	PID.8.H.2
D0688	PID.8.DR.2
D0689	PID.8.Pc.2
D0690	PID.8.lc.2

Register Address	Tag Address
D0691	PID.8.Dc.2
D0692	PID.8.Hc.2
D0693	PID.8.DB.2
D0694	PID.RDV.2
D0695	PID.8.PO.2
D0696	PID.8.Oc.2

Absolute Address Mapping (D0701-D1100) for UP750

Register to Tag Address Mapping for registers D0701-D1100 are shown below.

● **Note:** Registers missing in the given range are either not applicable for this device model or are not supported.

Register Address	Tag Address
D0701	LINEARIZER.U1
D0702	LINEARIZER.U2
D0703	LINEARIZER.U3
D0704	LINEARIZER.U4
D0705	LINEARIZER.U5
D0706	LINEARIZER.U6
D0707	LINEARIZER.U7
D0708	LINEARIZER.U8
D0726	LINEARIZER.1.A1
D0727	LINEARIZER.1.B1
D0728	LINEARIZER.1.A2
D0729	LINEARIZER.1.B2
D0730	LINEARIZER.1.A3
D0731	LINEARIZER.1.B3
D0732	LINEARIZER.1.A4
D0733	LINEARIZER.1.B4
D0734	LINEARIZER.1.A5
D0735	LINEARIZER.1.B5
D0736	LINEARIZER.1.A6
D0737	LINEARIZER.1.B6
D0738	LINEARIZER.1.A7
D0739	LINEARIZER.1.B7
D0740	LINEARIZER.1.A8
D0741	LINEARIZER.1.B8
D0742	LINEARIZER.1.A9
D0743	LINEARIZER.1.B9

Register Address	Tag Address
D0744	LINEARIZER.1.A10
D0745	LINEARIZER.1.B10
D0746	LINEARIZER.1.A11
D0747	LINEARIZER.1.B11
D0748	LINEARIZER.1.PMD
D0751	LINEARIZER.2.A1
D0752	LINEARIZER.2.B1
D0753	LINEARIZER.2.A2
D0754	LINEARIZER.2.B2
D0755	LINEARIZER.2.A3
D0756	LINEARIZER.2.B3
D0757	LINEARIZER.2.A4
D0758	LINEARIZER.2.B4
D0759	LINEARIZER.2.A5
D0760	LINEARIZER.2.B5
D0761	LINEARIZER.2.A6
D0762	LINEARIZER.2.B6
D0763	LINEARIZER.2.A7
D0764	LINEARIZER.2.B7
D0765	LINEARIZER.2.A8
D0766	LINEARIZER.2.B8
D0767	LINEARIZER.2.A9
D0768	LINEARIZER.2.B9
D0769	LINEARIZER.2.A10
D0770	LINEARIZER.2.B10
D0771	LINEARIZER.2.A11
D0772	LINEARIZER.2.B11
D0773	LINEARIZER.2.PMD
D0902	CTRLPARAM.SPT.1
D0904	CTRLPARAM.TMU.1
D0905	CTRLPARAM.SEG.T
D0906	CTRLPARAM.PT2.G
D0907	CTRLPARAM.EHY1
D0908	CTRLPARAM.EHY2
D0909	CTRLPARAM.EHY3
D0910	CTRLPARAM.EHY4
D0911	CTRLPARAM.EHY5
D0912	CTRLPARAM.EHY6
D0913	CTRLPARAM.EHY7

Register Address	Tag Address
D0914	CTRLPARAM.EHY8
D0915	CTRLPARAM.AL1.1
D0916	CTRLPARAM.AL2.1
D0917	CTRLPARAM.AL3.1
D0918	CTRLPARAM.AL4.1
D0919	CTRLPARAM.HY1.1
D0920	CTRLPARAM.HY2.1
D0921	CTRLPARAM.HY3.1
D0922	CTRLPARAM.HY4.1
D0923	CTRLPARAM.AMD.1
D0926	CTRLPARAM.OPR.1
D0927	CTRLPARAM.MOD.1
D0928	CTRLPARAM.AR.1
D0929	CTRLPARAM.ZON
D0930	CTRLPARAM.R.MD
D0931	CTRLPARAM.R.TM
D0933	CTRLPARAM.SPH.1
D0934	CTRLPARAM.SPL.1
D0939	CTRLPARAM.PNC
D0940	CTRLPARAM.GRP
D0966	CTRLPARAM.OPR.2
D0967	CTRLPARAM.MOD.2
D0968	CTRLPARAM.AR.2
D0973	CTRLPARAM.SPH.2
D0974	CTRLPARAM.SPL.2
D1001	LOOPPARAM.A.BS1
D1002	LOOPPARAM.A.FL1
D1003	LOOPPARAM.A.SR1
D1004	LOOPPARAM.A.LC1
D1005	LOOPPARAM.A.BS2
D1006	LOOPPARAM.A.FL2
D1007	LOOPPARAM.A.SR2
D1008	LOOPPARAM.A.LC2
D1009	LOOPPARAM.A.BS3
D1010	LOOPPARAM.A.FL3
D1011	LOOPPARAM.A.SR3
D1012	LOOPPARAM.A.LC3
D1013	LOOPPARAM.RET1
D1014	LOOPPARAM.RTH1

Register Address	Tag Address
D1015	LOOPPARAM.RTL1
D1016	LOOPPARAM.RET2
D1017	LOOPPARAM.RTH2
D1018	LOOPPARAM.RTL2
D1021	LOOPPARAM.TSC1
D1022	LOOPPARAM.TSC2
D1023	LOOPPARAM.TTM
D1026	CTRLPARAM.PT.NO
D1027	CTRLPARAM.RUN
D1028	LOOPPARAM.MODE
D1029	CTRLPARAM.PRG
D1030	LOOPPARAM.LP1
D1031	LOOPPARAM.LP2
D1032	LOOPPARAM.PID
D1033	LOOPPARAM.USR
D1034	LOOPPARAM.PYS1
D1035	LOOPPARAM.PYS2

Absolute Address Mapping (D1101-D1300) for UP750

Register to Tag Address Mapping for registers D1101-D1300 are shown below.

● **Note:** Registers missing in the given range are either not applicable for this device model or are not supported.

Register Address	Tag Address
D1101	CONFIG.C.S1
D1102	CONFIG.C.S2
D1103	CONFIG.C.S3
D1104	CONFIG.C.S4
D1105	CONFIG.C.S5
D1106	CONFIG.DO1
D1107	CONFIG.DO2
D1108	CONFIG.DO3
D1109	CONFIG.DO4
D1110	CONFIG.DO5
D1111	CONFIG.DO6
D1112	CONFIG.DO7
D1113	CONFIG.R151
D1114	CONFIG.R152

Register Address	Tag Address
D1115	CONFIG.R153
D1116	CONFIG.R154
D1117	CONFIG.R155
D1118	CONFIG.R156
D1119	CONFIG.R157
D1120	CONFIG.R158
D1121	CONFIG.R251
D1122	CONFIG.R252
D1123	CONFIG.R253
D1124	CONFIG.R254
D1125	CONFIG.R255
D1126	CONFIG.R256
D1127	CONFIG.R257
D1128	CONFIG.R258
D1148	CONFIG.PROG
D1149	CONFIG.RESET
D1150	CONFIG.LOCAL
D1151	CONFIG.HOLD
D1152	CONFIG.ADV
D1153	CONFIG.A/M.1
D1154	CONFIG.A/M.2
D1155	CONFIG.LSP/CAS
D1156	CONFIG.PTNO.b0
D1157	CONFIG.PTNO.b1
D1158	CONFIG.PTNO.b2
D1159	CONFIG.PTNO.b3
D1160	CONFIG.PTNO.b4
D1161	CONFIG.PTNO.b5
D1162	CONFIG.PTNO.b6
D1163	CONFIG.PTNO.b7
D1164	CONFIG.PTNO.b8
D1165	CONFIG.DP1
D1166	CONFIG.DP2
D1167	CONFIG.MG1
D1168	CONFIG.MG2
D1169	CONFIG.MG4
D1201	CTRLMODE.IN1
D1202	CTRLMODE.UNI1
D1203	CTRLMODE.DP1

Register Address	Tag Address
D1204	CTRLMODE.RH1
D1205	CTRLMODE.RL1
D1206	CTRLMODE.SDP1
D1207	CTRLMODE.SH1
D1208	CTRLMODE.SL1
D1209	CTRLMODE.BSL1
D1210	CTRLMODE.RJC1
D1211	CTRLMODE.IN2
D1212	CTRLMODE.UNI2
D1213	CTRLMODE.DP2
D1214	CTRLMODE.RH2
D1215	CTRLMODE.RL2
D1216	CTRLMODE.SDP2
D1217	CTRLMODE.SH2
D1218	CTRLMODE.SL2
D1219	CTRLMODE.BSL2
D1220	CTRLMODE.RJC2
D1221	CTRLMODE.IN3
D1222	CTRLMODE.UNI3
D1223	CTRLMODE.DP3
D1224	CTRLMODE.RH3
D1225	CTRLMODE.RL3
D1226	CTRLMODE.SDP3
D1227	CTRLMODE.SH3
D1228	CTRLMODE.SL3
D1229	CTRLMODE.BSL3
D1230	CTRLMODE.P.UNI1
D1231	CTRLMODE.P.DP1
D1232	CTRLMODE.P.RH1
D1233	CTRLMODE.P.RL1
D1234	CTRLMODE.P.UNI2
D1235	CTRLMODE.P.DP2
D1236	CTRLMODE.P.RH2
D1237	CTRLMODE.P.RL2
D1238	CTRLMODE.OT1
D1239	CTRLMODE.OT2
D1240	CTRLMODE.CT1
D1241	CTRLMODE.CT2
D1242	CTRLMODE.CTc1

Register Address	Tag Address
D1243	CTRLMODE.CTc2
D1244	CTRLMODE.AO1
D1245	CTRLMODE.AO2
D1246	CTRLMODE.AO3
D1247	CTRLMODE.PSL1
D1248	CTRLMODE.BPS1
D1249	CTRLMODE.PRI1
D1250	CTRLMODE.STP1
D1251	CTRLMODE.DLN1
D1252	CTRLMODE.ADR1
D1253	CTRLMODE.RP.T1
D1254	CTRLMODE.PSL2
D1255	CTRLMODE.BPS2
D1256	CTRLMODE.PRI2
D1257	CTRLMODE.STP2
D1258	CTRLMODE.DLN2
D1259	CTRLMODE.ADR2
D1260	CTRLMODE.RP.T2
D1266	CTRLMODE.INIT
D1280	CTRLMODE.UTM
D1281	CTRLMODE.SMP

Absolute Address Mapping (D1301-D1710) for UP750

Register to Tag Address Mapping for registers D1101-D1300 are shown below.

● **Note:** Registers missing in the given range are either not applicable for this device model or are not supported.

Register Address	Tag Address
D1301	INPUT.AIN1
D1302	INPUT.AIN2
D1303	INPUT.AIN3
D1331	INPUT.PVIN.1
D1332	INPUT.PVIN.2
D1333	INPUT.RSPIN.1
D1334	INPUT.RSPIN.2
D1335	INPUT.GAIN.1
D1336	INPUT.GAIN.2
D1337	INPUT.TRG.1

Register Address	Tag Address
D1338	INPUT.TRG.2
D1339	INPUT.TRF.1
D1340	INPUT.TRF.2
D1365	INPUT.ADV
D1366	INPUT.A/M/1
D1367	INPUT.A/M.2
D1368	INPUT.LSP/CAS
D1369	INPUT.PTNO.b0
D1370	INPUT.PTNO.b1
D1371	INPUT.PTNO.b2
D1372	INPUT.PTNO.b3
D1373	INPUT.PTNO.b4
D1374	INPUT.PTNO.b5
D1375	INPUT.PTNO.b6
D1376	INPUT.PTNO.b7
D1377	INPUT.PTNO.b8
D1378	INPUT.DP1
D1379	INPUT.DP2
D1380	INPUT.MG1
D1381	INPUT.MG2
D1382	INPUT.MG3
D1383	INPUT.MG4
D1401	INPUT.MO1L
D1402	INPUT.MO1H
D1403	INPUT.MO2L
D1404	INPUT.MO2H
D1405	INPUT.MO3L
D1406	INPUT.MO3H
D1407	INPUT.MO4L
D1408	INPUT.MO4H
D1409	INPUT.MO5L
D1410	INPUT.MO5H
D1411	INPUT.MO6L
D1412	INPUT.MO6H
D1413	INPUT.MO7L
D1414	INPUT.MO7H
D1415	INPUT.MO8L
D1416	INPUT.MO8H
D1417	INPUT.MO9L

Register Address	Tag Address
D1418	INPUT.MO9H
D1419	INPUT.MO10L
D1420	INPUT.MO10H
D1421	INPUT.MO11L
D1422	INPUT.MO11H
D1423	INPUT.MO12L
D1424	INPUT.MO12H
D1425	INPUT.MO13L
D1426	INPUT.MO13H
D1427	INPUT.MO14L
D1428	INPUT.MO14H
D1429	INPUT.MO15L
D1430	INPUT.MO15H
D1431	INPUT.MO16L
D1432	INPUT.MO16H
D1433	INPUT.MO17L
D1434	INPUT.MO17H
D1435	INPUT.MO18L
D1436	INPUT.MO18H
D1437	INPUT.MO19L
D1438	INPUT.MO19H
D1439	INPUT.MO20L
D1440	INPUT.MO20H
D1441	INPUT.MO21L
D1442	INPUT.MO21H
D1443	INPUT.MO22L
D1444	INPUT.MO22H
D1445	INPUT.MO23L
D1446	INPUT.MO23H
D1447	INPUT.MO24L
D1448	INPUT.MO24H
D1449	INPUT.MO25L
D1450	INPUT.MO25H
D1451	INPUT.MO26L
D1452	INPUT.MO26H
D1453	INPUT.MO27L
D1454	INPUT.MO27H
D1455	INPUT.MO28L
D1456	INPUT.MO28H

Register Address	Tag Address
D1457	INPUT.MO29L
D1458	INPUT.MO29H
D1459	INPUT.MO30L
D1460	INPUT.MO30H
D1461	INPUT.MO31L
D1462	INPUT.MO31H
D1463	INPUT.MO32L
D1464	INPUT.MO32H
D1465	INPUT.MO33L
D1466	INPUT.MO33H
D1467	INPUT.MO34L
D1468	INPUT.MO34H
D1469	INPUT.MO35L
D1470	INPUT.MO35H
D1471	INPUT.MO36L
D1472	INPUT.MO36H
D1473	INPUT.MO37L
D1474	INPUT.MO37H
D1475	INPUT.MO38L
D1476	INPUT.MO38H
D1477	INPUT.MO39L
D1478	INPUT.MO39H
D1479	INPUT.MO40L
D1480	INPUT.MO40H
D1481	INPUT.MO41L
D1482	INPUT.MO41H
D1483	INPUT.MO42L
D1484	INPUT.MO42H
D1485	INPUT.MO43L
D1486	INPUT.MO43H
D1487	INPUT.MO44L
D1488	INPUT.MO44H
D1489	INPUT.MO45L
D1490	INPUT.MO45H
D1491	INPUT.MO46L
D1492	INPUT.MO46H
D1493	INPUT.MO47L
D1494	INPUT.MO47H
D1495	INPUT.MO48L

Register Address	Tag Address
D1496	INPUT.MO48H
D1497	INPUT.MO49L
D1498	INPUT.MO49H
D1499	INPUT.MO50L
D1500	INPUT.MO50H
D1501	OUTPUT.PV.1
D1502	OUTPUT.PV.2
D1503	OUTPUT.CSP.1
D1504	OUTPUT.CSP.2
D1505	OUTPUT.OUT.1
D1506	OUTPUT.OUT.2
D1507	OUTPUT.HOUT.1
D1508	OUTPUT.HOUT.2
D1509	OUTPUT.COUT.1
D1510	OUTPUT.COUT.2
D1511	OUTPUT.RET1
D1512	OUTPUT.RET2
D1531	OUTPUT.OUT1A
D1532	OUTPUT.OUT2A
D1533	OUTPUT.OUT3A
D1534	OUTPUT.OUT1R
D1535	OUTPUT.OUT2R
D1536	OUTPUT.DO1
D1537	OUTPUT.DO2
D1538	OUTPUT.DO3
D1539	OUTPUT.DO4
D1540	OUTPUT.DO5
D1541	OUTPUT.DO6
D1542	OUTPUT.DO7
D1543	OUTPUT.R151
D1544	OUTPUT.R152
D1545	OUTPUT.R153
D1546	OUTPUT.R154
D1547	OUTPUT.R155
D1548	OUTPUT.R156
D1549	OUTPUT.R157
D1550	OUTPUT.R158
D1551	OUTPUT.R251
D1552	OUTPUT.R252

Register Address	Tag Address
D1553	OUTPUT.R253
D1554	OUTPUT.R254
D1555	OUTPUT.R255
D1556	OUTPUT.R256
D1557	OUTPUT.R257
D1558	OUTPUT.R258
D1601	OUTPUT.MO1L
D1602	OUTPUT.MO1
D1603	OUTPUT.MO2L
D1604	OUTPUT.MO2H
D1605	OUTPUT.MO3L
D1606	OUTPUT.MO3H
D1607	OUTPUT.MO4L
D1608	OUTPUT.MO4H
D1609	OUTPUT.MO5L
D1610	OUTPUT.MO5H
D1611	OUTPUT.MO6L
D1612	OUTPUT.MO6H
D1613	OUTPUT.MO7L
D1614	OUTPUT.MO7H
D1615	OUTPUT.MO8L
D1616	OUTPUT.MO8H
D1617	OUTPUT.MO9L
D1618	OUTPUT.MO9H
D1619	OUTPUT.MO10L
D1620	OUTPUT.MO10H
D1621	OUTPUT.MO11L
D1622	OUTPUT.MO11H
D1623	OUTPUT.MO12L
D1624	OUTPUT.MO12H
D1625	OUTPUT.MO13L
D1626	OUTPUT.MO13H
D1627	OUTPUT.MO14L
D1628	OUTPUT.MO14H
D1629	OUTPUT.MO15L
D1630	OUTPUT.MO15H
D1631	OUTPUT.MO16L
D1632	OUTPUT.MO16H
D1633	OUTPUT.MO17L

Register Address	Tag Address
D1634	OUTPUT.MO17H
D1635	OUTPUT.MO18L
D1636	OUTPUT.MO18H
D1637	OUTPUT.MO19L
D1638	OUTPUT.MO19H
D1639	OUTPUT.MO20L
D1640	OUTPUT.MO20H
D1641	OUTPUT.MO21L
D1642	OUTPUT.MO21H
D1643	OUTPUT.MO22L
D1644	OUTPUT.MO22H
D1645	OUTPUT.MO23L
D1646	OUTPUT.MO23H
D1647	OUTPUT.MO24L
D1648	OUTPUT.MO24H
D1649	OUTPUT.MO25L
D1650	OUTPUT.MO25H
D1651	OUTPUT.MO26L
D1652	OUTPUT.MO26H
D1653	OUTPUT.MO27L
D1654	OUTPUT.MO27H
D1655	OUTPUT.MO28L
D1656	OUTPUT.MO28H
D1657	OUTPUT.MO29L
D1658	OUTPUT.MO29H
D1659	OUTPUT.MO30L
D1660	OUTPUT.MO30H
D1661	OUTPUT.MO31L
D1662	OUTPUT.MO31H
D1663	OUTPUT.MO32L
D1664	OUTPUT.MO32H
D1665	OUTPUT.MO33L
D1666	OUTPUT.MO33H
D1667	OUTPUT.MO34L
D1668	OUTPUT.MO34H
D1669	OUTPUT.MO35L
D1670	OUTPUT.MO35H
D1671	OUTPUT.MO36L
D1672	OUTPUT.MO36H

Register Address	Tag Address
D1673	OUTPUT.MO37L
D1674	OUTPUT.MO37H
D1675	OUTPUT.MO38L
D1676	OUTPUT.MO38H
D1677	OUTPUT.MO39L
D1678	OUTPUT.MO39H
D1679	OUTPUT.MO40L
D1680	OUTPUT.MO40H
D1681	OUTPUT.MO41L
D1682	OUTPUT.MO41H
D1683	OUTPUT.MO42L
D1684	OUTPUT.MO42H
D1685	OUTPUT.MO43L
D1686	OUTPUT.MO43H
D1687	OUTPUT.MO44L
D1688	OUTPUT.MO44H
D1689	OUTPUT.MO45L
D1690	OUTPUT.MO45H
D1691	OUTPUT.MO46L
D1692	OUTPUT.MO46H
D1693	OUTPUT.MO47L
D1694	OUTPUT.MO47H
D1695	OUTPUT.MO48L
D1696	OUTPUT.MO48H
D1697	OUTPUT.MO49L
D1698	OUTPUT.MO49H
D1699	OUTPUT.MO50L
D1700	OUTPUT.MO50H
D1701	INPUT.PROG
D1702	INPUT.RESET
D1703	INPUT.LOCAL
D1704	INPUT.HOLD

Absolute Address Mapping (I0001-I0714) for UP750

Register to Tag Address Mapping for registers I0001-I0714 are shown below.

● **Note:** Registers missing in the given range are either not applicable for this device model or are not supported.

Register Address	Tag Address
I0001	ERR.AD1ERR.st
I0002	ERR.AD2ERR.st
I0003	ERR.AD3ERR.st
I0005	ERR.AD1BO.st
I0006	ERR.AD2BO.st
I0007	ERR.AD3BO.st
I0012	ERR.VLV.ATERR.st
I0013	ERR.VLV.BOUT.st
I0017	ERR.PV1ADC.st
I0018	ERR.PV1BO.st
I0019	ERR.RJC1ERR.st
I0021	ERR.PV1+over.st
I0022	ERR.PV1-over.st
I0025	ERR.RSP1ADC.st
I0026	ERR.RSP1BO.st
I0029	ERR.C.RSP1ADC.st
I0030	ERR.C.RSP1BO.st
I0031	ERR.AT1ERR.st
I0033	ERR.PV2ADC.st
I0034	ERR.PV2BO.st
I0035	ERR.RJC2ERR.st
I0037	ERR.PV2+over.st
I0038	ERR.PV2-over.st
I0041	ERR.RSP2ADC.st
I0042	ERR.RSP2BO.st
I0045	ERR.C.RSP2ADC.st
I0046	ERR.C.RSP2BO.st
I0047	ERR.AT2ERR.st
I0049	ERR.CALB.E.st
I0051	ERR.USER.E.st
I0053	ERR.UTMD.st
I0054	ERR.RANGE.st
I0055	ERR.SETUP.st
I0057	ERR.PARA.E.st
I0058	ERR.MODE.E.st
I0063	ERR.SYSTEM.E.st
I0065	L1MODE.AM1.st
I0066	L1MODE.RL.st
I0067	L1MODE.RS.st

Register Address	Tag Address
I0069	L1MODE.CAS.st
I0070	L1MODE.AUT.st
I0071	L1MODE.MAN.st
I0079	L1MODE.AT1.st
I0081	L2MODE.A/M2.st
I0082	L2MODE.R/L2.st
I0095	L2MODE.AT2.st
I0097	ALRMST.ALM11.st
I0098	ALRMST.ALM12.st
I0099	ALRMST.ALM13.st
I0101	ALRMST.ALM14.st
I0102	ALRMST.OR1.st
I0105	ALRMST.ALM21.st
I0106	ALRMST.ALM22.st
I0107	ALRMST.ALM23.st
I0109	ALRMST.ALM24.st
I0110	ALRMST.OR2.st
I0161	STATUS.DI1.st
I0162	STATUS.DI2.st
I0163	STATUS.DI3.st
I0164	STATUS.DI4.st
I0165	STATUS.DI5.st
I0166	STATUS.DI6.st
I0167	STATUS.DI7.st
I0169	STATUS.DP1.st
I0170	STATUS.DP2.st
I0171	STATUS.MG1.st
I0172	STATUS.MG2.st
I0173	STATUS.MG3.st
I0174	STATUS.MG4.st
I0177	STATUS.RDI101.st
I0178	STATUS.RDI102.st
I0179	STATUS.RDI103.st
I0180	STATUS.RDI104.st
I0181	STATUS.RDI105.st
I0182	STATUS.RDI106.st
I0183	STATUS.RDI107.st
I0184	STATUS.RDI108.st
I0185	STATUS.RDI201.st

Register Address	Tag Address
I0186	STATUS.RDI202.st
I0187	STATUS.RDI203.st
I0188	STATUS.RDI204.st
I0189	STATUS.RDI205.st
I0190	STATUS.RDI206.st
I0191	STATUS.RDI207.st
I0192	STATUS.RDI208.st
I0193	ONSTATUS.AD1ERR.on
I0194	ONSTATUS.AD2ERR.on
I0195	ONSTATUS.AD3ERR.on
I0197	ONSTATUS.AD1BO.on
I0198	ONSTATUS.AD2BO.on
I0199	ONSTATUS.AD3BO.on
I0204	ONSTATUS.VLV.ATERR.on
I0205	ONSTATUS.VLV.BOUT.on
I0209	ONSTATUS.PV1ADC.on
I0210	ONSTATUS.PV1BO.on
I0211	ONSTATUS.RJC1ERR.on
I0213	ONSTATUS.PV1+over.on
I0214	ONSTATUS.PV1-over.on
I0217	ONSTATUS.RSP1ADC.on
I0218	ONSTATUS.RSP1BO.on
I0221	ONSTATUS.C.RSP1ADC.on
I0222	ONSTATUS.C.RSP1BO.on
I0223	ONSTATUS.AT1ERR.on
I0225	ONSTATUS.PV2ADC.on
I0226	ONSTATUS.PV2BO.on
I0227	ONSTATUS.RJC2ERR.on
I0229	ONSTATUS.PV2+over.on
I0230	ONSTATUS.PV2-over.on
I0233	ONSTATUS.RSP2ADC.on
I0234	ONSTATUS.RSP2BO.on
I0237	ONSTATUS.C.RSP2ADC.on
I0238	ONSTATUS.C.RSP2BO.on
I0239	ONSTATUS.AT2ERR.on
I0241	ONSTATUS.CALB.E.on
I0243	ONSTATUS.USER.E.on
I0245	ONSTATUS.UTMD.on
I0246	ONSTATUS.RANGE.on

Register Address	Tag Address
I0247	ONSTATUS.SETUP.on
I0249	ONSTATUS.PARA.E.on
I0250	ONSTATUS.MODE.E.on
I0255	ONSTATUS.SYSTEM.E.on
I0257	ONSTATUS.A/M1.on
I0258	ONSTATUS.R/L.on
I0259	ONSTATUS.RS.on
I0261	ONSTATUS.CAS.on
I0262	ONSTATUS.AUT.on
I0263	ONSTATUS.MAN.on
I0271	ONSTATUS.AT1.on
I0273	ONSTATUS.A/M2.on
I0274	ONSTATUS.R/L2.on
I0287	ONSTATUS.AT2.on
I0288	ONSTATUS.ALM11.on
I0290	ONSTATUS.ALM12.on
I0291	ONSTATUS.ALM13.on
I0293	ONSTATUS.ALM14.on
I0294	ONSTATUS.OR1.on
I0297	ONSTATUS.ALM21.on
I0298	ONSTATUS.ALM22.on
I0299	ONSTATUS.ALM23.on
I0301	ONSTATUS.ALM24.on
I0302	ONSTATUS.OR2.on
I0353	ONSTATUS.DI1.on
I0354	ONSTATUS.DI2.on
I0355	ONSTATUS.DI3.on
I0356	ONSTATUS.DI4.on
I0357	ONSTATUS.DI5.on
I0358	ONSTATUS.DI6.on
I0359	ONSTATUS.DI7.on
I0361	ONSTATUS.DP1.on
I0362	ONSTATUS.DP2.on
I0363	ONSTATUS.MG1.on
I0364	ONSTATUS.MG2.on
I0365	ONSTATUS.MG3.on
I0366	ONSTATUS.MG4.on
I0369	ONSTATUS.RDI101.on
I0370	ONSTATUS.RDI102.on

Register Address	Tag Address
I0371	ONSTATUS.RDI103.on
I0372	ONSTATUS.RDI104.on
I0373	ONSTATUS.RDI105.on
I0374	ONSTATUS.RDI106.on
I0375	ONSTATUS.RDI107.on
I0376	ONSTATUS.RDI108.on
I0377	ONSTATUS.RDI201.on
I0378	ONSTATUS.RDI202.on
I0379	ONSTATUS.RDI203.on
I0380	ONSTATUS.RDI204.on
I0381	ONSTATUS.RDI205.on
I0382	ONSTATUS.RDI206.on
I0383	ONSTATUS.RDI207.on
I0384	ONSTATUS.RDI208.on
I0385	OFFSTATUS.AD1ERR.off
I0386	OFFSTATUS.AD2ERR.off
I0387	OFFSTATUS.AD3ERR.off
I0389	OFFSTATUS.AD1BO.off
I0390	OFFSTATUS.AD2BO.off
I0391	OFFSTATUS.AD3BO.off
I0393	OFFSTATUS.RJC1ERR.off
I0394	OFFSTATUS.RJC2ERR.off
I0396	OFFSTATUS.VLV.ATERR.off
I0397	OFFSTATUS.VLV.BOUT.off
I0401	OFFSTATUS.PV1ADC.off
I0402	OFFSTATUS.PV1BO.off
I0405	OFFSTATUS.PV1+over.off
I0406	OFFSTATUS.PV1-over.off
I0409	OFFSTATUS.RSP1ADC.off
I0410	OFFSTATUS.RSP1BO.off
I0413	OFFSTATUS.C.RSP1ADC.off
I0414	OFFSTATUS.C.RSP1BO.off
I0415	OFFSTATUS.AT1ERR.off
I0417	OFFSTATUS.PV2ADC.off
I0418	OFFSTATUS.PV2BO.off
I0421	OFFSTATUS.PV2+over.off
I0422	OFFSTATUS.PV2-over.off
I0425	OFFSTATUS.RSP2ADC.off
I0426	OFFSTATUS.RSP2BO.off

Register Address	Tag Address
I0429	OFFSTATUS.C.RSP2ADC.off
I0430	OFFSTATUS.C.RSP2BO.off
I0431	OFFSTATUS.AT2ERR.off
I0433	OFFSTATUS.CALB.E.off
I0435	OFFSTATUS.USER.E.off
I0437	OFFSTATUS.UTMD.off
I0438	OFFSTATUS.RANGE.off
I0439	OFFSTATUS.SETUP.off
I0441	OFFSTATUS.PARA.E.off
I0442	OFFSTATUS.MODE.E.off
I0447	OFFSTATUS.SYSTEM.E.off
I0449	OFFSTATUS.A/M1.off
I0450	OFFSTATUS.R/L.off
I0451	OFFSTATUS.R/S.off
I0453	OFFSTATUS.CAS.off
I0454	OFFSTATUS.AUT.off
I0455	OFFSTATUS.MAN.off
I0463	OFFSTATUS.AT1.off
I0465	OFFSTATUS.A/M2.off
I0466	OFFSTATUS.R/L2.off
I0479	OFFSTATUS.AT2.off
I0481	OFFSTATUS.ALM11.off
I0482	OFFSTATUS.ALM12.off
I0483	OFFSTATUS.ALM13.off
I0485	OFFSTATUS.ALM14.off
I0486	OFFSTATUS.OR1.off
I0489	OFFSTATUS.ALM21.off
I0490	OFFSTATUS.ALM22.off
I0491	OFFSTATUS.ALM23.off
I0493	OFFSTATUS.ALM24.off
I0494	OFFSTATUS.OR2.off
I0545	OFFSTATUS.DI1.off
I0546	OFFSTATUS.DI2.off
I0547	OFFSTATUS.DI3.off
I0548	OFFSTATUS.DI4.off
I0549	OFFSTATUS.DI5.off
I0550	OFFSTATUS.DI6.off
I0551	OFFSTATUS.DI7.off
I0553	OFFSTATUS.DP1.off

Register Address	Tag Address
I0554	OFFSTATUS.DP2.off
I0555	OFFSTATUS.MG1.off
I0556	OFFSTATUS.MG2.off
I0557	OFFSTATUS.MG3.off
I0558	OFFSTATUS.MG4.off
I0561	OFFSTATUS.RDI101.off
I0562	OFFSTATUS.RDI102.off
I0563	OFFSTATUS.RDI103.off
I0564	OFFSTATUS.RDI104.off
I0565	OFFSTATUS.RDI105.off
I0566	OFFSTATUS.RDI106.off
I0567	OFFSTATUS.RDI107.off
I0568	OFFSTATUS.RDI108.off
I0569	OFFSTATUS.RDI201.off
I0570	OFFSTATUS.RDI202.off
I0571	OFFSTATUS.RDI203.off
I0572	OFFSTATUS.RDI204.off
I0573	OFFSTATUS.RDI205.off
I0574	OFFSTATUS.RDI206.off
I0575	OFFSTATUS.RDI207.off
I0576	OFFSTATUS.RDI208.off
I0582	STATUS.AUT/MAN.st
I0587	STATUS.RESET.st
I0588	STATUS.PROG.st
I0589	STATUS.LOCAL.st
I0590	STATUS.HOLD.st
I0591	STATUS.WAIT.st
I0593	STATUS.PIDNO1.0.st
I0594	STATUS.PIDNO1.1.st
I0595	STATUS.PIDNO1.2.st
I0596	STATUS.PIDNO1.3.st
I0597	STATUS.REMLCL2.st
I0600	STATUS.AT2.st
I0609	STATUS.PIDNO2.0.st
I0610	STATUS.PIDNO2.1.st
I0611	STATUS.PIDNO2.2.st
I0612	STATUS.PIDNO2.3.st
I0625	STATUS.PTNO.0.st
I0626	STATUS.PTNO.1.st

Register Address	Tag Address
I0627	STATUS.PTNO.2.st
I0628	STATUS.PTNO.3.st
I0629	STATUS.PTNO.4.st
I0681	STATUS.DEV1-.st
I0682	STATUS.DEV1Z.st
I0683	STATUS.DEV1+.st
I0685	STATUS.DEV2-.st
I0686	STATUS.DEV2Z.st
I0687	STATUS.DEV2+.st
I0689	STATUS.ALO11.st
I0690	STATUS.ALO12.st
I0691	STATUS.ALO13.st
I0693	STATUS.ALO14.st
I0705	STATUS.PV01.st
I0706	STATUS.PV02.st
I0707	STATUS.PV03.st
I0709	STATUS.PV04.st
I0710	STATUS.PV05.st
I0711	STATUS.PV06.st
I0713	STATUS.PV07.st
I0714	STATUS.PV08.st

PID Parameters Addressing for UT350/UT320

The driver supports the following PID parameters addresses for UT350. The default data type for each address type is shown in **bold**.

Address Format	Data Types	Access
PID.1.D	Boolean, Byte, Word, Short, Float	Read/Write
PID.1.DB	Boolean, Byte, Word, Short, Float	Read/Write
PID.1.Dc	Boolean, Byte, Word, Short, Float	Read/Write
PID.1.I	Boolean, Byte, Word, Short, Float	Read/Write
PID.1.Ic	Boolean, Byte, Word, Short, Float	Read/Write
PID.1.MR	Boolean, Byte, Word, Short, Float	Read/Write
PID.1.P	Boolean, Byte, Word, Short, Float	Read/Write
PID.1.Pc	Boolean, Byte, Word, Short, Float	Read/Write
PID.1.RP	Boolean, Byte, Word, Short, Float	Read/Write
PID.1.SP	Boolean, Byte, Word, Short, Float	Read/Write
PID.2.D	Boolean, Byte, Word, Short, Float	Read/Write
PID.2.DB	Boolean, Byte, Word, Short, Float	Read/Write
PID.2.Dc	Boolean, Byte, Word, Short, Float	Read/Write

Address Format	Data Types	Access
PID.2.I	Boolean, Byte, Word, Short, Float	Read/Write
PID.2.Ic	Boolean, Byte, Word, Short, Float	Read/Write
PID.2.MR	Boolean, Byte, Word, Short, Float	Read/Write
PID.2.P	Boolean, Byte, Word, Short, Float	Read/Write
PID.2.Pc	Boolean, Byte, Word, Short, Float	Read/Write
PID.2.RP	Boolean, Byte, Word, Short, Float	Read/Write
PID.2.SP	Boolean, Byte, Word, Short, Float	Read/Write
PID.3.D	Boolean, Byte, Word, Short, Float	Read/Write
PID.3.DB	Boolean, Byte, Word, Short, Float	Read/Write
PID.3.Dc	Boolean, Byte, Word, Short, Float	Read/Write
PID.3.I	Boolean, Byte, Word, Short, Float	Read/Write
PID.3.Ic	Boolean, Byte, Word, Short, Float	Read/Write
PID.3.MR	Boolean, Byte, Word, Short, Float	Read/Write
PID.3.P	Boolean, Byte, Word, Short, Float	Read/Write
PID.3.Pc	Boolean, Byte, Word, Short, Float	Read/Write
PID.3.SP	Boolean, Byte, Word, Short, Float	Read/Write
PID.4.D	Boolean, Byte, Word, Short, Float	Read/Write
PID.4.DB	Boolean, Byte, Word, Short, Float	Read/Write
PID.4.Dc	Boolean, Byte, Word, Short, Float	Read/Write
PID.4.I	Boolean, Byte, Word, Short, Float	Read/Write
PID.4.Ic	Boolean, Byte, Word, Short, Float	Read/Write
PID.4.MR	Boolean, Byte, Word, Short, Float	Read/Write
PID.4.P	Boolean, Byte, Word, Short, Float	Read/Write
PID.4.Pc	Boolean, Byte, Word, Short, Float	Read/Write
PID.4.SP	Boolean, Byte, Word, Short, Float	Read/Write
PID.RDV	Boolean, Byte, Word, Short, Float	Read/Write

Status Addressing for UT350/UT320

The driver supports Boolean status addresses for UT350.

Address Format	Data Types	Access
ALARMSTAT.ALM1.st	Boolean	Read Only
ALARMSTAT.ALM2.st	Boolean	Read Only
ALARMSTAT.ALM3.st	Boolean	Read Only
ALARMSTAT.OR.st	Boolean	Read Only
OFFSTATUS.ADERROR.off	Boolean	Read Only
OFFSTATUS.ALM1.off	Boolean	Read Only
OFFSTATUS.ALM2.off	Boolean	Read Only
OFFSTATUS.ALM3.off	Boolean	Read Only

Address Format	Data Types	Access
OFFSTATUS.AT.E.off	Boolean	Read Only
OFFSTATUS.AT.off	Boolean	Read Only
OFFSTATUS.AUT/MAN.off	Boolean	Read Only
OFFSTATUS.CALB.E.off	Boolean	Read Only
OFFSTATUS.EEP.E.off	Boolean	Read Only
OFFSTATUS.OR.off	Boolean	Read Only
OFFSTATUS.PARA.E.off	Boolean	Read Only
OFFSTATUS.PV+over.off	Boolean	Read Only
OFFSTATUS.PVBO.off	Boolean	Read Only
OFFSTATUS.PV-over.off	Boolean	Read Only
OFFSTATUS.RJCERR.off	Boolean	Read Only
OFFSTATUS.S/R.off	Boolean	Read Only
OFFSTATUS.SETUP.off	Boolean	Read Only
OFFSTATUS.SYSTEM.E.off	Boolean	Read Only
ONSTATUS.ADERROR.on	Boolean	Read Only
ONSTATUS.ALM1.on	Boolean	Read Only
ONSTATUS.ALM2.on	Boolean	Read Only
ONSTATUS.ALM3.on	Boolean	Read Only
ONSTATUS.AT.E.on	Boolean	Read Only
ONSTATUS.AT.on	Boolean	Read Only
ONSTATUS.AUT/MAN.on	Boolean	Read Only
ONSTATUS.CALB.E.on	Boolean	Read Only
ONSTATUS.EEP.E.on	Boolean	Read Only
ONSTATUS.OR.on	Boolean	Read Only
ONSTATUS.PARA.E.on	Boolean	Read Only
ONSTATUS.PV+over.on	Boolean	Read Only
ONSTATUS.PVBO.on	Boolean	Read Only
ONSTATUS.PV-over.on	Boolean	Read Only
ONSTATUS.RJCERR.on	Boolean	Read Only
ONSTATUS.S/R.on	Boolean	Read Only
ONSTATUS.SETUP.on	Boolean	Read Only
ONSTATUS.SYSTEM.E.on	Boolean	Read Only
STATUS.ADERROR.st	Boolean	Read Only
STATUS.AT.E.st	Boolean	Read Only
STATUS.AT.st	Boolean	Read Only
STATUS.AUT/MAN.st	Boolean	Read Only
STATUS.CALB.E.st	Boolean	Read Only
STATUS.EEP.E.st	Boolean	Read Only
STATUS.PARA.E.st	Boolean	Read Only

Address Format	Data Types	Access
STATUS.PV+over.st	Boolean	Read Only
STATUS.PVBO.st	Boolean	Read Only
STATUS.PV-over.st	Boolean	Read Only
STATUS.RJCERR.st	Boolean	Read Only
STATUS.S/R.st	Boolean	Read Only
STATUS.SETUP.st	Boolean	Read Only
STATUS.SYSTEM.E.st	Boolean	Read Only

Communication Parameter Addressing for UT350/UT320

The driver supports the following Communication Parameter addresses for UT350. The default data type for each address type is shown in **bold**.

Address Format	Data Types	Access
COMM.ADR	Boolean, Byte, Word , Short, Float	R/O
COMM.BPS	Boolean, Byte, Word , Short, Float	R/O
COMM.DLN	Boolean, Byte, Word , Short, Float	R/O
COMM.PRI	Boolean, Byte, Word , Short, Float	R/O
COMM.PSL	Boolean, Byte , Word, Short, Float	R/O
COMM.RP.T	Boolean, Byte, Word , Short, Float	R/O
COMM.STP	Boolean, Byte, Word , Short, Float	R/O

Control Output Parameters Addressing for UT350/UT320

The driver supports the following Control Output Parameter addresses for UT350. The default data type for each address type is shown in **bold**.

Address Format	Data Types	Access
CTRLOUT.CT	Boolean, Byte, Word, Short, Float	Read/Write
CTRLOUT.CTC	Boolean, Byte, Word, Short, Float	Read/Write
CTRLOUT.OT	Boolean, Byte, Word, Short, Float	Read/Write

OP Mode Parameter Addressing for UT350/UT320

The driver supports the following OP Mode parameter addresses for UT350. The default data type for each address type is shown in **bold**.

Address Format	Data Types	Access
OPMODE.A/M	Boolean	Read/Write
OPMODE.C.RSP	Boolean, Byte, Word , Short, Float	Read/Write
OPMODE.MOUT	Boolean, Byte, Word , Short, Float	Read/Write
OPMODE.MOUTC	Boolean, Byte, Word , Short, Float	Read/Write
OPMODE.SPNO	Boolean, Byte, Word , Short, Float	Read/Write

OP Related Parameter Addressing for UT350/UT320

The driver supports the following OP Related parameter addresses for UT350. The default data type for each address type is shown in **bold**.

Address Format	Data Types	Access
OPRELPARAM.A1	Boolean, Byte, Word, Short, Float	Read/Write
OPRELPARAM.A2	Boolean, Byte, Word, Short, Float	Read/Write
OPRELPARAM.A3	Boolean, Byte, Word, Short, Float	Read/Write
OPRELPARAM.AT	Boolean, Byte , Word, Short, Float	Read/Write
OPRELPARAM.BS	Boolean, Byte, Word, Short, Float	Read/Write
OPRELPARAM.DNR	Boolean, Byte, Word, Short, Float	Read/Write
OPRELPARAM.DR	Boolean	Read/Write
OPRELPARAM.FL	Boolean, Byte, Word , Short, Float	Read/Write
OPRELPARAM.HB1	Boolean, Byte, Word , Short, Float	Read/Write
OPRELPARAM.HB2	Boolean, Byte, Word , Short, Float	Read/Write
OPRELPARAM.HYS	Boolean, Byte, Word, Short , Float	Read/Write
OPRELPARAM.OH	Boolean, Byte, Word , Short, Float	Read/Write
OPRELPARAM.OL	Boolean, Byte, Word , Short, Float	Read/Write
OPRELPARAM.ORB	Boolean, Byte, Word, Short, Float	Read/Write
OPRELPARAM.ORH	Boolean, Byte, Word , Short, Float	Read/Write
OPRELPARAM.ORK	Boolean, Byte, Word , Short, Float	Read/Write
OPRELPARAM.SC	Boolean, Byte , Word, Short, Float	Read/Write
OPRELPARAM.UPR	Boolean, Byte, Word, Short, Float	Read/Write

PV Input Parameters Addressing for UT350/UT320

The driver supports the following PV Input addresses for UT350. The default data type for each address type is shown in **bold**.

Address Format	Data Types	Access
PVINP.BSL	Boolean, Byte, Word, Short, Float	Read/Write
PVINP.DP	Boolean, Byte, Word, Short, Float	Read Only
PVINP.IN	Boolean, Byte, Word, Short, Float	Read/Write
PVINP.RH	Boolean, Byte, Word, Short, Float	Read/Write
PVINP.RJC	Boolean, Byte, Word, Short, Float	Read/Write
PVINP.RL	Boolean, Byte, Word, Short, Float	Read/Write
PVINP.SDP	Boolean, Byte, Word, Short, Float	Read/Write
PVINP.SH	Boolean, Byte, Word, Short, Float	Read/Write
PVINP.SL	Boolean, Byte, Word, Short, Float	Read/Write
PVINP.UNI	Boolean, Byte, Word, Short, Float	Read/Write

Process Parameters Addressing for UT350/UT320

The driver supports the following Process parameters addresses for UT350. The default data type for each address type is shown in **bold**.

Address Format	Data Types	Access
PROCESS.ADERROR	Boolean, Byte, Word , Short, Float	Read Only
PROCESS.ALM	Boolean, Byte, Word , Short, Float	Read Only
PROCESS.COUT	Boolean, Byte, Word, Short, Float	Read Only
PROCESS.CSP	Boolean, Byte, Word, Short, Float	Read Only
PROCESS.CSPNO	Boolean, Byte, Word , Short, Float	Read Only
PROCESS.ERROR	Boolean, Byte, Word , Short, Float	Read Only
PROCESS.HBC1	Boolean, Byte, Word , Short, Float	Read Only
PROCESS.HBC2	Boolean, Byte, Word , Short, Float	Read Only
PROCESS.HOUT	Boolean, Byte, Word, Short, Float	Read Only
PROCESS.MOD	Boolean, Byte, Word , Short, Float	Read Only
PROCESS.OR	Boolean, Byte, Word , Short, Float	Read Only
PROCESS.OUT	Boolean, Byte, Word, Short, Float	Read Only
PROCESS.PARAERR	Boolean, Byte, Word , Short, Float	Read Only
PROCESS.PIDNO	Boolean, Byte, Word , Short, Float	Read Only
PROCESS.PV	Boolean, Byte, Word, Short, Float	Read Only

Setup Parameters Addressing for UT350/UT320

The driver supports the following Setup parameters addresses for UT350. The default data type for each address type is shown in **bold**.

Address Format	Data Types	Access
SETUP.AL1	Boolean, Byte, Word, Short, Float	Read/Write
SETUP.AL2	Boolean, Byte, Word, Short, Float	Read/Write
SETUP.AL3	Boolean, Byte, Word, Short, Float	Read/Write
SETUP.AR	Boolean, Byte, Word, Short, Float	Read Only
SETUP.C.MD	Boolean, Byte, Word, Short, Float	Read/Write
SETUP.C.S1	Boolean, Byte, Word, Short, Float	Read/Write
SETUP.C.S2	Boolean, Byte, Word, Short, Float	Read/Write
SETUP.C.S3	Boolean, Byte, Word, Short, Float	Read/Write
SETUP.C.S4	Boolean, Byte, Word, Short, Float	Read/Write
SETUP.DIS	Boolean, Byte, Word, Short, Float	Read/Write
SETUP.DY1	Boolean, Byte, Word, Short, Float	Read/Write
SETUP.DY2	Boolean, Byte, Word, Short, Float	Read/Write
SETUP.DY3	Boolean, Byte, Word, Short, Float	Read/Write
SETUP.ERJC	Boolean, Byte, Word, Short, Float	Read/Write
SETUP.HY1	Boolean, Byte, Word, Short, Float	Read/Write

Address Format	Data Types	Access
SETUP.HY2	Boolean, Byte, Word, Short, Float	Read/Write
SETUP.HY3	Boolean, Byte, Word, Short, Float	Read/Write
SETUP.LOCK	Boolean, Byte, Word, Short, Float	Read Only
SETUP.PCMD	Boolean, Byte, Word, Short, Float	Read/Write
SETUP.PO	Boolean, Byte, Word, Short, Float	Read/Write
SETUP.POC	Boolean, Byte, Word, Short, Float	Read/Write
SETUP.RET	Boolean, Byte, Word, Short, Float	Read/Write
SETUP.RTH	Boolean, Byte, Word, Short, Float	Read/Write
SETUP.RTL	Boolean, Byte, Word, Short, Float	Read/Write
SETUP.SPH	Boolean, Byte, Word, Short, Float	Read/Write
SETUP.SPL	Boolean, Byte, Word, Short, Float	Read/Write
SETUP.TMU	Boolean, Byte, Word, Short, Float	Read/Write
SETUP.ZON	Boolean, Byte, Word, Short, Float	Read/Write

Absolute Address Mapping (D0001-D0301) for UT350/UT320

Register to Tag Address Mapping for registers D0000-D0301 are shown below.

● **Note:** Registers missing in the given range are either not applicable for this device model or are not supported.

Register Address	Tag Address
D0001	PROCESS.ADERROR
D0002	PROCESS.ERROR
D0003	PROCESS.PV
D0004	PROCESS.CSP
D0005	PROCESS.OUT
D0006	PROCESS.HOUT
D0007	PROCESS.COUT
D0008	PROCESS.MOD
D0009	PROCESS.PIDNO
D0010	PROCESS.CSPNO
D0011	PROCESS.ALM
D0027	PROCESS.OR
D0028	PROCESS.HBC1
D0029	PROCESS.HBC2
D0035	PROCESS.PARAERR
D0201	OPMODE.A/M
D0207	OPMODE.SPNO
D0215	OPMODE.C.RSP
D0217	OPMODE.MOUT

Register Address	Tag Address
D0218	OPMODE.MOUTC
D0231	OPRELPARAM.A1
D0232	OPRELPARAM.A2
D0233	OPRELPARAM.A3
D0241	OPRELPARAM.AT
D0242	OPRELPARAM.SC
D0243	OPRELPARAM.BS
D0244	OPRELPARAM.FL
D0245	OPRELPARAM.UPR
D0246	OPRELPARAM.DNR
D0250	OPRELPARAM.ORB
D0251	OPRELPARAM.ORH
D0252	OPRELPARAM.ORL
D0254	OPRELPARAM.OH
D0255	OPRELPARAM.OL
D0256	OPRELPARAM.HYS
D0257	OPRELPARAM.DR
D0258	OPRELPARAM.HB1
D0259	OPRELPARAM.HB2

Absolute Address Mapping (D0301-D1253) for UT350/UT320

Register to Tag Address Mapping for registers D0301-D1253 are shown below.

● **Note:** Registers missing in the given range are either not applicable for this device model or are not supported.

Register Address	Tag Address
D0301	PID.1.SP
D0306	PID.1.P
D0307	PID.1.I
D0308	PID.1.D
D0311	PID.1.MR
D0314	PID.1.Pc
D0315	PID.1.Ic
D0316	PID.1.Dc
D0318	PID.1.DB
D0319	PID.1.RP
D0326	PID.2.SP
D0331	PID.2.P
D0332	PID.2.I

Register Address	Tag Address
D0333	PID.2.D
D0336	PID.2.MR
D0339	PID.2.Pc
D0340	PID.2.Ic
D0341	PID.2.Dc
D0343	PID.2.DB
D0344	PID.2.RP
D0351	PID.3.SP
D0356	PID.3.P
D0357	PID.3.I
D0358	PID.3.D
D0361	PID.3.MR
D0364	PID.3.Pc
D0365	PID.3.Ic
D0366	PID.3.Dc
D0368	PID.3.DB
D0376	PID.4.SP
D0381	PID.4.P
D0382	PID.4.I
D0383	PID.4.D
D0386	PID.4.MR
D0389	PID.4.Pc
D0390	PID.4.Ic
D0391	PID.4.Dc
D0393	PID.4.DB
D0494	PID.RDV
D0904	SETUP.TMU
D0915	SETUP.AL1
D0916	SETUP.AL2
D0917	SETUP.AL3
D0919	SETUP.HY1
D0920	SETUP.HY2
D0921	SETUP.HY3
D0924	SETUP.PO
D0925	SETUP.POc
D0927	SETUP.C.MD
D0928	SETUP.AR
D0929	SETUP.ZON
D0932	SETUP.DIS

Register Address	Tag Address
D0933	SETUP.SPH
D0934	SETUP.SPL
D0935	SETUP.DY1
D0936	SETUP.DY2
D0937	SETUP.DY3
D1013	SETUP.RET
D1014	SETUP.RTH
D1015	SETUP.RTL
D1036	SETUP.LOCK
D1037	SETUP.PCMD
D1038	SETUP.ERJC
D1101	SETUP.C.S1
D1102	SETUP.C.S2
D1103	SETUP.C.S3
D1104	SETUP.C.S4
D1201	PVINP.IN
D1202	PVINP.UNI
D1203	PVINP.DP
D1204	PVINP.RH
D1205	PVINP.RL
D1206	PVINP.SDP
D1207	PVINP.SH
D1208	PVINP.SL
D1209	PVINP.BSL
D1210	PVINP.RJC
D1238	CTRLOUT.OT
D1240	CTRLOUT.CT
D1242	CTRLOUT.CTC
D1247	COMM.PSL
D1248	COMM.BPS
D1249	COMM.PRI
D1250	COMM.STP
D1251	COMM.DLN
D1252	COMM.ADR
D1253	COMM.RP.T

Absolute Address Mapping (I0001-I0486) for UT350/UT320

Register to Tag Address Mapping for registers I0001-I0486 are shown below.

● **Note:** Registers missing in the given range are either not applicable for this device model or are not supported.

Register Address	Tag Address
I0001	STATUS.ADERROR.st
I0018	STATUS.PVBO.st
I0019	STATUS.RJCERR.st
I0021	STATUS.PV+over.st
I0022	STATUS.PV-over.st
I0031	STATUS.AT.E.st
I0049	STATUS.CALB.E.st
I0055	STATUS.SETUP.st
I0057	STATUS.PARA.E.st
I0061	STATUS.EEP.E.st
I0063	STATUS.SYSTEM.E.st
I0065	STATUS.AUT/MAN.st
I0067	STATUS.S/R.st
I0079	STATUS.AT.st
I0097	ALARMSTAT.ALM1.st
I0098	ALARMSTAT.ALM2.st
I0099	ALARMSTAT.ALM3.st
I0102	ALARMSTAT.OR.st
I0193	ONSTATUS.ADERROR.on
I0210	ONSTATUS.PVBO.on
I0211	ONSTATUS.RJCERR.on
I0213	ONSTATUS.PV+over.on
I0214	ONSTATUS.PV-over.on
I0223	ONSTATUS.AT.E.on
I0241	ONSTATUS.CALB.E.on
I0247	ONSTATUS.SETUP.on
I0249	ONSTATUS.PARA.E.on
I0253	ONSTATUS.EEP.E.on
I0255	ONSTATUS.SYSTEM.E.on
I0257	ONSTATUS.AUT/MAN.on
I0259	ONSTATUS.S/R.on
I0271	ONSTATUS.AT.on
I0289	ONSTATUS.ALM1.on
I0290	ONSTATUS.ALM2.on
I0291	ONSTATUS.ALM3.on
I0294	ONSTATUS.OR.on
I0385	OFFSTATUS.ADERROR.off

Register Address	Tag Address
I0402	OFFSTATUS.PVBO.off
I0403	OFFSTATUS.RJCERR.off
I0405	OFFSTATUS.PV+over.off
I0406	OFFSTATUS.PV-over.off
I0415	OFFSTATUS.AT.E.off
I0433	OFFSTATUS.CALB.E.off
I0439	OFFSTATUS.SETUP.off
I0441	OFFSTATUS.PARA.E.off
I0445	OFFSTATUS.EEP.E.off
I0447	OFFSTATUS.SYSTEM.E.off
I0449	OFFSTATUS.AUT/MAN.off
I0451	OFFSTATUS.S/R.off
I0463	OFFSTATUS.AT.off
I0481	OFFSTATUS.ALM1.off
I0482	OFFSTATUS.ALM2.off
I0483	OFFSTATUS.ALM3.off
I0486	OFFSTATUS.OR.off

Configuration Parameters Addressing for US1000

The driver supports the following Configuration Parameter addresses for US1000. The default data type for each address type is shown in **bold**.

Address Format	Data Types	Access
CONFIG.AUT.1	Boolean, Byte, Short, Float, Word	Read/Write
CONFIG.AUT.2	Boolean, Byte, Short, Float, Word	Read/Write
CONFIG.C.S1	Boolean, Byte, Short, Float, Word	Read/Write
CONFIG.C.S2	Boolean, Byte, Short, Float, Word	Read/Write
CONFIG.C.S3	Boolean, Byte, Short, Float, Word	Read/Write
CONFIG.C.S4	Boolean, Byte, Short, Float, Word	Read/Write
CONFIG.C.S5	Boolean, Byte, Short, Float, Word	Read/Write
CONFIG.CAS.1	Boolean, Byte, Short, Float, Word	Read/Write
CONFIG.CAS.2	Boolean, Byte, Short, Float, Word	Read/Write
CONFIG.DO1	Boolean, Byte, Short, Float, Word	Read/Write
CONFIG.DO2	Boolean, Byte, Short, Float, Word	Read/Write
CONFIG.DO3	Boolean, Byte, Short, Float, Word	Read/Write
CONFIG.DO4	Boolean, Byte, Short, Float, Word	Read/Write
CONFIG.DO5	Boolean, Byte, Short, Float, Word	Read/Write
CONFIG.DO6	Boolean, Byte, Short, Float, Word	Read/Write
CONFIG.DO7	Boolean, Byte, Short, Float, Word	Read/Write
CONFIG.DP1	Boolean, Byte, Short, Float, Word	Read/Write

Address Format	Data Types	Access
CONFIG.DP2	Boolean, Byte, Short, Float, Word	Read/Write
CONFIG.MAN.1	Boolean, Byte, Short, Float, Word	Read/Write
CONFIG.MAN.2	Boolean, Byte, Short, Float, Word	Read/Write
CONFIG.MG1	Boolean, Byte, Short, Float, Word	Read/Write
CONFIG.MG2	Boolean, Byte, Short, Float, Word	Read/Write
CONFIG.MG3	Boolean, Byte, Short, Float, Word	Read/Write
CONFIG.MG4	Boolean, Byte, Short, Float, Word	Read/Write
CONFIG.O/C	Boolean, Byte, Short, Float, Word	Read/Write
CONFIG.PY1X	Boolean, Byte, Short, Float, Word	Read/Write
CONFIG.PY1Y	Boolean, Byte, Short, Float, Word	Read/Write
CONFIG.PY2X	Boolean, Byte, Short, Float, Word	Read/Write
CONFIG.PY2Y	Boolean, Byte, Short, Float, Word	Read/Write
CONFIG.R/S	Boolean, Byte, Short, Float, Word	Read/Write
CONFIG.SV.B0	Boolean, Byte, Short, Float, Word	Read/Write
CONFIG.SV.B1	Boolean, Byte, Short, Float, Word	Read/Write
CONFIG.SV.B2	Boolean, Byte, Short, Float, Word	Read/Write
CONFIG.SV.B3	Boolean, Byte, Short, Float, Word	Read/Write
CONFIG.TRF.1	Boolean, Byte, Short, Float, Word	Read/Write
CONFIG.TRF.2	Boolean, Byte, Short, Float, Word	Read/Write
CONFIG.U.1AL	Boolean, Byte, Short, Float, Word	Read/Write
CONFIG.U.1PI	Boolean, Byte, Short, Float, Word	Read/Write
CONFIG.U.2AL	Boolean, Byte, Short, Float, Word	Read/Write
CONFIG.U.2PI	Boolean, Byte, Short, Float, Word	Read/Write
CONFIG.U.AI1	Boolean, Byte, Short, Float, Word	Read/Write
CONFIG.U.AI2	Boolean, Byte, Short, Float, Word	Read/Write
CONFIG.U.AI3	Boolean, Byte, Short, Float, Word	Read/Write
CONFIG.U.PV1	Boolean, Byte, Short, Float, Word	Read/Write
CONFIG.U.PV2	Boolean, Byte, Short, Float, Word	Read/Write
CONFIG.U.SMP	Boolean, Byte, Short, Float, Word	Read/Write
CONFIG.U.SVN	Boolean, Byte, Short, Float, Word	Read/Write

Control Mode Parameter Addressing for US1000

The driver supports the following Control Mode Parameter addresses for US1000. The default data type for each address type is shown in **bold**.

Address Format	Data Types	Access
CONTROLMODE.AO1	Boolean, Byte, Short, Float, Word	Read/Write
CONTROLMODE.AO2	Boolean, Byte, Short, Float, Word	Read/Write
CONTROLMODE.AO3	Boolean, Byte, Short, Float, Word	Read/Write
CONTROLMODE.DP1	Boolean, Byte, Short, Float, Word	Read Only

Address Format	Data Types	Access
CONTROLMODE.DP2	Boolean, Byte, Short, Float, Word	Read Only
CONTROLMODE.DP3	Boolean, Byte, Short, Float, Word	Read Only
CONTROLMODE.INIT	Boolean, Byte, Short, Float, Word	Read/Write
CONTROLMODE.MVS.1	Boolean, Byte, Short, Float, Word	Read/Write
CONTROLMODE.MVS.2	Boolean, Byte, Short, Float, Word	Read/Write
CONTROLMODE.P.DP1	Boolean, Byte, Short, Float, Word	Read/Write
CONTROLMODE.P.DP2	Boolean, Byte, Short, Float, Word	Read/Write
CONTROLMODE.P.RH1	Boolean, Byte, Short, Float, Word	Read/Write
CONTROLMODE.P.RH2	Boolean, Byte, Short, Float, Word	Read/Write
CONTROLMODE.P.RL1	Boolean, Byte, Short, Float, Word	Read/Write
CONTROLMODE.P.RL2	Boolean, Byte, Short, Float, Word	Read/Write
CONTROLMODE.RH1	Boolean, Byte, Short, Float, Word	Read/Write
CONTROLMODE.RH2	Boolean, Byte, Short, Float, Word	Read/Write
CONTROLMODE.RH3	Boolean, Byte, Short, Float, Word	Read/Write
CONTROLMODE.RL1	Boolean, Byte, Short, Float, Word	Read/Write
CONTROLMODE.RL2	Boolean, Byte, Short, Float, Word	Read/Write
CONTROLMODE.RL3	Boolean, Byte, Short, Float, Word	Read/Write
CONTROLMODE.RVOP	Boolean, Byte, Short, Float, Word	Read/Write
CONTROLMODE.SDP1	Boolean, Byte, Short, Float, Word	Read/Write
CONTROLMODE.SDP2	Boolean, Byte, Short, Float, Word	Read/Write
CONTROLMODE.SDP3	Boolean, Byte, Short, Float, Word	Read/Write
CONTROLMODE.SH1	Boolean, Byte, Short, Float, Word	Read/Write
CONTROLMODE.SH2	Boolean, Byte, Short, Float, Word	Read/Write
CONTROLMODE.SH3	Boolean, Byte, Short, Float, Word	Read/Write
CONTROLMODE.SL1	Boolean, Byte, Short, Float, Word	Read/Write
CONTROLMODE.SL2	Boolean, Byte, Short, Float, Word	Read/Write
CONTROLMODE.SL3	Boolean, Byte, Short, Float, Word	Read/Write
CONTROLMODE.SMP	Boolean, Byte, Short, Float, Word	Read/Write
CONTROLMODE.TYP1	Boolean, Byte, Short, Float, Word	Read/Write
CONTROLMODE.TYP2	Boolean, Byte, Short, Float, Word	Read/Write
CONTROLMODE.TYP3	Boolean, Byte, Short, Float, Word	Read/Write
CONTROLMODE.UNI1	Boolean, Byte, Short, Float, Word	Read/Write
CONTROLMODE.UNI2	Boolean, Byte, Short, Float, Word	Read/Write
CONTROLMODE.USM	Boolean, Byte, Short, Float, Word	Read/Write
CONTROLMODE.V.AT	Boolean, Byte, Short, Float, Word	Read/Write
CONTROLMODE.V.H	Boolean, Byte, Short, Float, Word	Read/Write
CONTROLMODE.V.L	Boolean, Byte, Short, Float, Word	Read/Write
CONTROLMODE.V.RS	Boolean, Byte, Short, Float, Word	Read/Write
CTRLPARAM.A	Boolean, Byte, Short, Float, Word	Read/Write
CTRLPARAM.A.BO1	Boolean, Byte, Short, Float, Word	Read/Write

Address Format	Data Types	Access
CTRLPARAM.A.BO2	Boolean, Byte, Short, Float, Word	Read/Write
CTRLPARAM.A.BO3	Boolean, Byte, Short, Float, Word	Read/Write
CTRLPARAM.A.BS1	Boolean, Byte, Short, Float, Word	Read/Write
CTRLPARAM.A.BS2	Boolean, Byte, Short, Float, Word	Read/Write
CTRLPARAM.A.BS3	Boolean, Byte, Short, Float, Word	Read/Write
CTRLPARAM.A.FL1	Boolean, Byte, Short, Float, Word	Read/Write
CTRLPARAM.A.FL2	Boolean, Byte, Short, Float, Word	Read/Write
CTRLPARAM.A.FL3	Boolean, Byte, Short, Float, Word	Read/Write
CTRLPARAM.A.LC1	Boolean, Byte, Short, Float, Word	Read/Write
CTRLPARAM.A.LC2	Boolean, Byte, Short, Float, Word	Read/Write
CTRLPARAM.A.LC3	Boolean, Byte, Short, Float, Word	Read/Write
CTRLPARAM.A.RJ1	Boolean, Byte, Short, Float, Word	Read/Write
CTRLPARAM.A.RJ2	Boolean, Byte, Short, Float, Word	Read/Write
CTRLPARAM.A.SR1	Boolean, Byte, Short, Float, Word	Read/Write
CTRLPARAM.A.SR2	Boolean, Byte, Short, Float, Word	Read/Write
CTRLPARAM.A.SR3	Boolean, Byte, Short, Float, Word	Read/Write
CTRLPARAM.ADR	Boolean, Byte, Short, Float, Word	Read/Write
CTRLPARAM.BPS	Boolean, Byte, Short, Float, Word	Read/Write
CTRLPARAM.C	Boolean, Byte, Short, Float, Word	Read/Write
CTRLPARAM.CT.1	Boolean, Byte, Short, Float, Word	Read/Write
CTRLPARAM.CT.2	Boolean, Byte, Short, Float, Word	Read/Write
CTRLPARAM.CTc.1	Boolean, Byte, Short, Float, Word	Read/Write
CTRLPARAM.CTc.2	Boolean, Byte, Short, Float, Word	Read/Write
CTRLPARAM.DLN	Boolean, Byte, Short, Float, Word	Read/Write
CTRLPARAM.M	Boolean, Byte, Short, Float, Word	Read/Write
CTRLPARAM.MODE	Boolean, Byte, Short, Float, Word	Read/Write
CTRLPARAM.O.LP1	Boolean, Byte, Short, Float, Word	Read/Write
CTRLPARAM.O.LP2	Boolean, Byte, Short, Float, Word	Read/Write
CTRLPARAM.PARI	Boolean, Byte, Short, Float, Word	Read/Write
CTRLPARAM.PID	Boolean, Byte, Short, Float, Word	Read/Write
CTRLPARAM.PPID	Boolean, Byte, Short, Float, Word	Read/Write
CTRLPARAM.PSL	Boolean, Byte, Short, Float, Word	Read/Write
CTRLPARAM.PWD	Boolean, Byte, Short, Float, Word	Read/Write
CTRLPARAM.PYS1	Boolean, Byte, Short, Float, Word	Read/Write
CTRLPARAM.PYS2	Boolean, Byte, Short, Float, Word	Read/Write
CTRLPARAM.R.MD	Boolean, Byte, Short, Float, Word	Read/Write
CTRLPARAM.R.TM	Boolean, Byte, Short, Float, Word	Read/Write
CTRLPARAM.RET1	Boolean, Byte, Short, Float, Word	Read/Write
CTRLPARAM.RET2	Boolean, Byte, Short, Float, Word	Read/Write
CTRLPARAM.RET3	Boolean, Byte, Short, Float, Word	Read/Write

Address Format	Data Types	Access
CTRLPARAM.RSP.T	Boolean, Byte, Short, Float, Word	Read/Write
CTRLPARAM.RTH1	Boolean, Byte, Short, Float, Word	Read/Write
CTRLPARAM.RTH2	Boolean, Byte, Short, Float, Word	Read/Write
CTRLPARAM.RTH3	Boolean, Byte, Short, Float, Word	Read/Write
CTRLPARAM.RTL1	Boolean, Byte, Short, Float, Word	Read/Write
CTRLPARAM.RTL2	Boolean, Byte, Short, Float, Word	Read/Write
CTRLPARAM.RTL3	Boolean, Byte, Short, Float, Word	Read/Write
CTRLPARAM.STP	Boolean, Byte, Short, Float, Word	Read/Write
CTRLPARAM.SVC	Boolean, Byte, Short, Float, Word	Read/Write
CTRLPARAM.USR	Boolean, Byte, Short, Float, Word	Read/Write

OP Related Parameter Addressing for US1000

The driver supports the following OP Related Parameter addresses for US1000. The default data type for each address type is shown in **bold**.

Address Format	Data Types	Access
OPRELPARAM.AT.1	Boolean, Byte, Short, Float, Word	Read/Write
OPRELPARAM.AT.2	Boolean, Byte, Short, Float, Word	Read/Write
OPRELPARAM.BS.1	Boolean, Byte, Short, Float, Word	Read/Write
OPRELPARAM.BS.2	Boolean, Byte, Short, Float, Word	Read/Write
OPRELPARAM.C.CSV.1	Boolean, Byte, Short, Float , Word	Read/Write
OPRELPARAM.C.CSV.2	Boolean, Byte, Short, Float , Word	Read/Write
OPRELPARAM.CAM.1	Boolean, Byte, Short, Float, Word	Read/Write
OPRELPARAM.CAM.2	Boolean, Byte, Short, Float, Word	Read/Write
OPRELPARAM.CBS.1	Boolean, Byte, Short, Float, Word	Read/Write
OPRELPARAM.CBS.2	Boolean, Byte, Short, Float, Word	Read/Write
OPRELPARAM.CFL.1	Boolean, Byte, Short, Float, Word	Read/Write
OPRELPARAM.CFL.2	Boolean, Byte, Short, Float, Word	Read/Write
OPRELPARAM.CRT.1	Boolean, Byte, Short, Float, Word	Read/Write
OPRELPARAM.CRT.2	Boolean, Byte, Short, Float, Word	Read/Write
OPRELPARAM.DNR.1	Boolean, Byte, Short, Float, Word	Read/Write
OPRELPARAM.DNR.2	Boolean, Byte, Short, Float, Word	Read/Write
OPRELPARAM.FBI.1	Boolean, Byte, Short, Float, Word	Read/Write
OPRELPARAM.FBO.1	Boolean, Byte, Short, Float, Word	Read/Write
OPRELPARAM.FFL.1	Boolean, Byte, Short, Float, Word	Read/Write
OPRELPARAM.FGN.1	Boolean, Byte, Short, Float, Word	Read/Write
OPRELPARAM.FL.1	Boolean, Byte, Short, Float, Word	Read/Write
OPRELPARAM.FL.2	Boolean, Byte, Short, Float, Word	Read/Write
OPRELPARAM.MMV.1	Boolean, Byte, Short, Float, Word	Read/Write
OPRELPARAM.MMV.2	Boolean, Byte, Short, Float, Word	Read/Write

Address Format	Data Types	Access
OPRELPARAM.MMVc.1	Boolean, Byte, Short, Float, Word	Read/Write
OPRELPARAM.MMVc.2	Boolean, Byte, Short, Float, Word	Read/Write
OPRELPARAM.O/C	Boolean, Byte, Short, Float, Word	Read/Write
OPRELPARAM.R/S	Boolean, Byte, Short, Float, Word	Read/Write
OPRELPARAM.SC.1	Boolean, Byte, Short, Float, Word	Read/Write
OPRELPARAM.SC.2	Boolean, Byte, Short, Float, Word	Read/Write
OPRELPARAM.SVNO	Boolean, Byte, Short, Float, Word	Read/Write
OPRELPARAM.UPR.1	Boolean, Byte, Short, Float, Word	Read/Write
OPRELPARAM.UPR.2	Boolean, Byte, Short, Float, Word	Read/Write

PID Parameter Addressing for US1000

The driver supports the following PID Parameter addresses for US1000. The default data type for each address type is shown in **bold**.

Address Format	Data Types	Access
PID.1.A1.1	Boolean, Byte, Short, Float , Word	Read/Write
PID.1.A1.2	Boolean, Byte, Short, Float , Word	Read/Write
PID.1.A2.1	Boolean, Byte, Short, Float , Word	Read/Write
PID.1.A2.2	Boolean, Byte, Short, Float , Word	Read/Write
PID.1.A3.1	Boolean, Byte, Short, Float , Word	Read/Write
PID.1.A3.2	Boolean, Byte, Short, Float , Word	Read/Write
PID.1.A4.1	Boolean, Byte, Short, Float , Word	Read/Write
PID.1.A4.2	Boolean, Byte, Short, Float , Word	Read/Write
PID.1.D.1	Boolean, Byte, Short, Float , Word	Read/Write
PID.1.D.2	Boolean, Byte, Short, Float , Word	Read/Write
PID.1.DB.1	Boolean, Byte, Short, Float , Word	Read/Write
PID.1.DB.2	Boolean, Byte, Short, Float , Word	Read/Write
PID.1.Dc.1	Boolean, Byte, Short, Float , Word	Read/Write
PID.1.Dc.2	Boolean, Byte, Short, Float , Word	Read/Write
PID.1.DR.1	Boolean, Byte, Short, Float , Word	Read/Write
PID.1.DR.2	Boolean, Byte, Short, Float , Word	Read/Write
PID.1.H.1	Boolean, Byte, Short, Float , Word	Read/Write
PID.1.H.2	Boolean, Byte, Short, Float , Word	Read/Write
PID.1.Hc.1	Boolean, Byte, Short, Float , Word	Read/Write
PID.1.Hc.2	Boolean, Byte, Short, Float , Word	Read/Write
PID.1.I.1	Boolean, Byte, Short, Float , Word	Read/Write
PID.1.I.2	Boolean, Byte, Short, Float , Word	Read/Write
PID.1.Ic.1	Boolean, Byte, Short, Float , Word	Read/Write
PID.1.Ic.2	Boolean, Byte, Short, Float , Word	Read/Write
PID.1.MH.1	Boolean, Byte, Short, Float , Word	Read/Write

Address Format	Data Types	Access
PID.1.MH.2	Boolean, Byte, Short, Float , Word	Read/Write
PID.1.ML.1	Boolean, Byte, Short, Float , Word	Read/Write
PID.1.ML.2	Boolean, Byte, Short, Float , Word	Read/Write
PID.1.MR.1	Boolean, Byte, Short, Float , Word	Read/Write
PID.1.MR.2	Boolean, Byte, Short, Float , Word	Read/Write
PID.1.P.1	Boolean, Byte, Short, Float , Word	Read/Write
PID.1.P.2	Boolean, Byte, Short, Float , Word	Read/Write
PID.1.Pc.1	Boolean, Byte, Short, Float , Word	Read/Write
PID.1.Pc.2	Boolean, Byte, Short, Float , Word	Read/Write
PID.1.PM.1	Boolean, Byte, Short, Float , Word	Read/Write
PID.1.PM.2	Boolean, Byte, Short, Float , Word	Read/Write
PID.1.PMc.1	Boolean, Byte, Short, Float , Word	Read/Write
PID.1.PMc.2	Boolean, Byte, Short, Float , Word	Read/Write
PID.1.RP.1	Boolean, Byte, Short, Float , Word	Read/Write
PID.1.RP.2	Boolean, Byte, Short, Float , Word	Read/Write
PID.1.SV.1	Boolean, Byte, Short, Float , Word	Read/Write
PID.1.SV.2	Boolean, Byte, Short, Float , Word	Read/Write
PID.2.A1.1	Boolean, Byte, Short, Float , Word	Read/Write
PID.2.A1.2	Boolean, Byte, Short, Float , Word	Read/Write
PID.2.A2.1	Boolean, Byte, Short, Float , Word	Read/Write
PID.2.A2.2	Boolean, Byte, Short, Float , Word	Read/Write
PID.2.A3.1	Boolean, Byte, Short, Float , Word	Read/Write
PID.2.A3.2	Boolean, Byte, Short, Float , Word	Read/Write
PID.2.A4.1	Boolean, Byte, Short, Float , Word	Read/Write
PID.2.A4.2	Boolean, Byte, Short, Float , Word	Read/Write
PID.2.D.1	Boolean, Byte, Short, Float , Word	Read/Write
PID.2.D.2	Boolean, Byte, Short, Float , Word	Read/Write
PID.2.DB.1	Boolean, Byte, Short, Float , Word	Read/Write
PID.2.DB.2	Boolean, Byte, Short, Float , Word	Read/Write
PID.2.Dc.1	Boolean, Byte, Short, Float , Word	Read/Write
PID.2.Dc.2	Boolean, Byte, Short, Float , Word	Read/Write
PID.2.DR.1	Boolean, Byte, Short, Float , Word	Read/Write
PID.2.DR.2	Boolean, Byte, Short, Float , Word	Read/Write
PID.2.H.1	Boolean, Byte, Short, Float , Word	Read/Write
PID.2.H.2	Boolean, Byte, Short, Float , Word	Read/Write
PID.2.Hc.1	Boolean, Byte, Short, Float , Word	Read/Write
PID.2.Hc.2	Boolean, Byte, Short, Float , Word	Read/Write
PID.2.I.1	Boolean, Byte, Short, Float , Word	Read/Write
PID.2.I.2	Boolean, Byte, Short, Float , Word	Read/Write
PID.2.Ic.1	Boolean, Byte, Short, Float , Word	Read/Write

Address Format	Data Types	Access
PID.2.Ic.2	Boolean, Byte, Short, Float , Word	Read/Write
PID.2.MH.1	Boolean, Byte, Short, Float , Word	Read/Write
PID.2.MH.2	Boolean, Byte, Short, Float , Word	Read/Write
PID.2.ML.1	Boolean, Byte, Short, Float , Word	Read/Write
PID.2.ML.2	Boolean, Byte, Short, Float , Word	Read/Write
PID.2.MR.1	Boolean, Byte, Short, Float , Word	Read/Write
PID.2.MR.2	Boolean, Byte, Short, Float , Word	Read/Write
PID.2.P.1	Boolean, Byte, Short, Float , Word	Read/Write
PID.2.P.2	Boolean, Byte, Short, Float , Word	Read/Write
PID.2.Pc.1	Boolean, Byte, Short, Float , Word	Read/Write
PID.2.Pc.2	Boolean, Byte, Short, Float , Word	Read/Write
PID.2.PM.1	Boolean, Byte, Short, Float , Word	Read/Write
PID.2.PM.2	Boolean, Byte, Short, Float , Word	Read/Write
PID.2.PMc.1	Boolean, Byte, Short, Float , Word	Read/Write
PID.2.PMc.2	Boolean, Byte, Short, Float , Word	Read/Write
PID.2.RP.1	Boolean, Byte, Short, Float , Word	Read/Write
PID.2.RP.2	Boolean, Byte, Short, Float , Word	Read/Write
PID.2.SV.1	Boolean, Byte, Short, Float , Word	Read/Write
PID.2.SV.2	Boolean, Byte, Short, Float , Word	Read/Write
PID.3.A1.1	Boolean, Byte, Short, Float , Word	Read/Write
PID.3.A1.2	Boolean, Byte, Short, Float , Word	Read/Write
PID.3.A2.1	Boolean, Byte, Short, Float , Word	Read/Write
PID.3.A2.2	Boolean, Byte, Short, Float , Word	Read/Write
PID.3.A3.1	Boolean, Byte, Short, Float , Word	Read/Write
PID.3.A3.2	Boolean, Byte, Short, Float , Word	Read/Write
PID.3.A4.1	Boolean, Byte, Short, Float , Word	Read/Write
PID.3.A4.2	Boolean, Byte, Short, Float , Word	Read/Write
PID.3.D.1	Boolean, Byte, Short, Float , Word	Read/Write
PID.3.D.2	Boolean, Byte, Short, Float , Word	Read/Write
PID.3.DB.1	Boolean, Byte, Short, Float , Word	Read/Write
PID.3.DB.2	Boolean, Byte, Short, Float , Word	Read/Write
PID.3.Dc.1	Boolean, Byte, Short, Float , Word	Read/Write
PID.3.Dc.2	Boolean, Byte, Short, Float , Word	Read/Write
PID.3.DR.1	Boolean, Byte, Short, Float , Word	Read/Write
PID.3.DR.2	Boolean, Byte, Short, Float , Word	Read/Write
PID.3.H.1	Boolean, Byte, Short, Float , Word	Read/Write
PID.3.H.2	Boolean, Byte, Short, Float , Word	Read/Write
PID.3.Hc.1	Boolean, Byte, Short, Float , Word	Read/Write
PID.3.Hc.2	Boolean, Byte, Short, Float , Word	Read/Write
PID.3.I.1	Boolean, Byte, Short, Float , Word	Read/Write

Address Format	Data Types	Access
PID.3.I.2	Boolean, Byte, Short, Float , Word	Read/Write
PID.3.Ic.1	Boolean, Byte, Short, Float , Word	Read/Write
PID.3.Ic.2	Boolean, Byte, Short, Float , Word	Read/Write
PID.3.MH.1	Boolean, Byte, Short, Float , Word	Read/Write
PID.3.MH.2	Boolean, Byte, Short, Float , Word	Read/Write
PID.3.ML.1	Boolean, Byte, Short, Float , Word	Read/Write
PID.3.ML.2	Boolean, Byte, Short, Float , Word	Read/Write
PID.3.MR.1	Boolean, Byte, Short, Float , Word	Read/Write
PID.3.MR.2	Boolean, Byte, Short, Float , Word	Read/Write
PID.3.P.1	Boolean, Byte, Short, Float , Word	Read/Write
PID.3.P.2	Boolean, Byte, Short, Float , Word	Read/Write
PID.3.Pc.1	Boolean, Byte, Short, Float , Word	Read/Write
PID.3.Pc.2	Boolean, Byte, Short, Float , Word	Read/Write
PID.3.PM.1	Boolean, Byte, Short, Float , Word	Read/Write
PID.3.PM.2	Boolean, Byte, Short, Float , Word	Read/Write
PID.3.PMc.1	Boolean, Byte, Short, Float , Word	Read/Write
PID.3.PMc.2	Boolean, Byte, Short, Float , Word	Read/Write
PID.3.RP.1	Boolean, Byte, Short, Float , Word	Read/Write
PID.3.RP.2	Boolean, Byte, Short, Float , Word	Read/Write
PID.3.SV.1	Boolean, Byte, Short, Float , Word	Read/Write
PID.3.SV.2	Boolean, Byte, Short, Float , Word	Read/Write
PID.4.A1.1	Boolean, Byte, Short, Float , Word	Read/Write
PID.4.A1.2	Boolean, Byte, Short, Float , Word	Read/Write
PID.4.A2.1	Boolean, Byte, Short, Float , Word	Read/Write
PID.4.A2.2	Boolean, Byte, Short, Float , Word	Read/Write
PID.4.A3.1	Boolean, Byte, Short, Float , Word	Read/Write
PID.4.A3.2	Boolean, Byte, Short, Float , Word	Read/Write
PID.4.A4.1	Boolean, Byte, Short, Float , Word	Read/Write
PID.4.A4.2	Boolean, Byte, Short, Float , Word	Read/Write
PID.4.D.1	Boolean, Byte, Short, Float , Word	Read/Write
PID.4.D.2	Boolean, Byte, Short, Float , Word	Read/Write
PID.4.DB.1	Boolean, Byte, Short, Float , Word	Read/Write
PID.4.DB.2	Boolean, Byte, Short, Float , Word	Read/Write
PID.4.Dc.1	Boolean, Byte, Short, Float , Word	Read/Write
PID.4.Dc.2	Boolean, Byte, Short, Float , Word	Read/Write
PID.4.DR.1	Boolean, Byte, Short, Float , Word	Read/Write
PID.4.DR.2	Boolean, Byte, Short, Float , Word	Read/Write
PID.4.H.1	Boolean, Byte, Short, Float , Word	Read/Write
PID.4.H.2	Boolean, Byte, Short, Float , Word	Read/Write
PID.4.Hc.1	Boolean, Byte, Short, Float , Word	Read/Write

Address Format	Data Types	Access
PID.4.Hc.2	Boolean, Byte, Short, Float , Word	Read/Write
PID.4.I.1	Boolean, Byte, Short, Float , Word	Read/Write
PID.4.I.2	Boolean, Byte, Short, Float , Word	Read/Write
PID.4.Ic.1	Boolean, Byte, Short, Float , Word	Read/Write
PID.4.Ic.2	Boolean, Byte, Short, Float , Word	Read/Write
PID.4.MH.1	Boolean, Byte, Short, Float , Word	Read/Write
PID.4.MH.2	Boolean, Byte, Short, Float , Word	Read/Write
PID.4.ML.1	Boolean, Byte, Short, Float , Word	Read/Write
PID.4.ML.2	Boolean, Byte, Short, Float , Word	Read/Write
PID.4.MR.1	Boolean, Byte, Short, Float , Word	Read/Write
PID.4.MR.2	Boolean, Byte, Short, Float , Word	Read/Write
PID.4.P.1	Boolean, Byte, Short, Float , Word	Read/Write
PID.4.P.2	Boolean, Byte, Short, Float , Word	Read/Write
PID.4.Pc.1	Boolean, Byte, Short, Float , Word	Read/Write
PID.4.Pc.2	Boolean, Byte, Short, Float , Word	Read/Write
PID.4.PM.1	Boolean, Byte, Short, Float , Word	Read/Write
PID.4.PM.2	Boolean, Byte, Short, Float , Word	Read/Write
PID.4.PMc.1	Boolean, Byte, Short, Float , Word	Read/Write
PID.4.PMc.2	Boolean, Byte, Short, Float , Word	Read/Write
PID.4.RP.1	Boolean, Byte, Short, Float , Word	Read/Write
PID.4.RP.2	Boolean, Byte, Short, Float , Word	Read/Write
PID.4.SV.1	Boolean, Byte, Short, Float , Word	Read/Write
PID.4.SV.2	Boolean, Byte, Short, Float , Word	Read/Write
PID.5.A1.1	Boolean, Byte, Short, Float , Word	Read/Write
PID.5.A1.2	Boolean, Byte, Short, Float , Word	Read/Write
PID.5.A2.1	Boolean, Byte, Short, Float , Word	Read/Write
PID.5.A2.2	Boolean, Byte, Short, Float , Word	Read/Write
PID.5.A3.1	Boolean, Byte, Short, Float , Word	Read/Write
PID.5.A3.2	Boolean, Byte, Short, Float , Word	Read/Write
PID.5.A4.1	Boolean, Byte, Short, Float , Word	Read/Write
PID.5.A4.2	Boolean, Byte, Short, Float , Word	Read/Write
PID.5.D.1	Boolean, Byte, Short, Float , Word	Read/Write
PID.5.D.2	Boolean, Byte, Short, Float , Word	Read/Write
PID.5.DB.1	Boolean, Byte, Short, Float , Word	Read/Write
PID.5.DB.2	Boolean, Byte, Short, Float , Word	Read/Write
PID.5.Dc.1	Boolean, Byte, Short, Float , Word	Read/Write
PID.5.Dc.2	Boolean, Byte, Short, Float , Word	Read/Write
PID.5.DR.1	Boolean, Byte, Short, Float , Word	Read/Write
PID.5.DR.2	Boolean, Byte, Short, Float , Word	Read/Write
PID.5.H.1	Boolean, Byte, Short, Float , Word	Read/Write

Address Format	Data Types	Access
PID.5.H.2	Boolean, Byte, Short, Float , Word	Read/Write
PID.5.Hc.1	Boolean, Byte, Short, Float , Word	Read/Write
PID.5.Hc.2	Boolean, Byte, Short, Float , Word	Read/Write
PID.5.I.1	Boolean, Byte, Short, Float , Word	Read/Write
PID.5.I.2	Boolean, Byte, Short, Float , Word	Read/Write
PID.5.Ic.1	Boolean, Byte, Short, Float , Word	Read/Write
PID.5.Ic.2	Boolean, Byte, Short, Float , Word	Read/Write
PID.5.MH.1	Boolean, Byte, Short, Float , Word	Read/Write
PID.5.MH.2	Boolean, Byte, Short, Float , Word	Read/Write
PID.5.ML.1	Boolean, Byte, Short, Float , Word	Read/Write
PID.5.ML.2	Boolean, Byte, Short, Float , Word	Read/Write
PID.5.MR.1	Boolean, Byte, Short, Float , Word	Read/Write
PID.5.MR.2	Boolean, Byte, Short, Float , Word	Read/Write
PID.5.P.1	Boolean, Byte, Short, Float , Word	Read/Write
PID.5.P.2	Boolean, Byte, Short, Float , Word	Read/Write
PID.5.Pc.1	Boolean, Byte, Short, Float , Word	Read/Write
PID.5.Pc.2	Boolean, Byte, Short, Float , Word	Read/Write
PID.5.PM.1	Boolean, Byte, Short, Float , Word	Read/Write
PID.5.PM.2	Boolean, Byte, Short, Float , Word	Read/Write
PID.5.PMc.1	Boolean, Byte, Short, Float , Word	Read/Write
PID.5.PMc.2	Boolean, Byte, Short, Float , Word	Read/Write
PID.5.RP.1	Boolean, Byte, Short, Float , Word	Read/Write
PID.5.RP.2	Boolean, Byte, Short, Float , Word	Read/Write
PID.5.SV.1	Boolean, Byte, Short, Float , Word	Read/Write
PID.5.SV.2	Boolean, Byte, Short, Float , Word	Read/Write
PID.6.A1.1	Boolean, Byte, Short, Float , Word	Read/Write
PID.6.A1.2	Boolean, Byte, Short, Float , Word	Read/Write
PID.6.A2.1	Boolean, Byte, Short, Float , Word	Read/Write
PID.6.A2.2	Boolean, Byte, Short, Float , Word	Read/Write
PID.6.A3.1	Boolean, Byte, Short, Float , Word	Read/Write
PID.6.A3.2	Boolean, Byte, Short, Float , Word	Read/Write
PID.6.A4.1	Boolean, Byte, Short, Float , Word	Read/Write
PID.6.A4.2	Boolean, Byte, Short, Float , Word	Read/Write
PID.6.D.1	Boolean, Byte, Short, Float , Word	Read/Write
PID.6.D.2	Boolean, Byte, Short, Float , Word	Read/Write
PID.6.DB.1	Boolean, Byte, Short, Float , Word	Read/Write
PID.6.DB.2	Boolean, Byte, Short, Float , Word	Read/Write
PID.6.Dc.1	Boolean, Byte, Short, Float , Word	Read/Write
PID.6.Dc.2	Boolean, Byte, Short, Float , Word	Read/Write
PID.6.DR.1	Boolean, Byte, Short, Float , Word	Read/Write

Address Format	Data Types	Access
PID.6.DR.2	Boolean, Byte, Short, Float , Word	Read/Write
PID.6.H.1	Boolean, Byte, Short, Float , Word	Read/Write
PID.6.H.2	Boolean, Byte, Short, Float , Word	Read/Write
PID.6.Hc.1	Boolean, Byte, Short, Float , Word	Read/Write
PID.6.Hc.2	Boolean, Byte, Short, Float , Word	Read/Write
PID.6.I.1	Boolean, Byte, Short, Float , Word	Read/Write
PID.6.I.2	Boolean, Byte, Short, Float , Word	Read/Write
PID.6.Ic.1	Boolean, Byte, Short, Float , Word	Read/Write
PID.6.Ic.2	Boolean, Byte, Short, Float , Word	Read/Write
PID.6.MH.1	Boolean, Byte, Short, Float , Word	Read/Write
PID.6.MH.2	Boolean, Byte, Short, Float , Word	Read/Write
PID.6.ML.1	Boolean, Byte, Short, Float , Word	Read/Write
PID.6.ML.2	Boolean, Byte, Short, Float , Word	Read/Write
PID.6.MR.1	Boolean, Byte, Short, Float , Word	Read/Write
PID.6.MR.2	Boolean, Byte, Short, Float , Word	Read/Write
PID.6.P.1	Boolean, Byte, Short, Float , Word	Read/Write
PID.6.P.2	Boolean, Byte, Short, Float , Word	Read/Write
PID.6.Pc.1	Boolean, Byte, Short, Float , Word	Read/Write
PID.6.Pc.2	Boolean, Byte, Short, Float , Word	Read/Write
PID.6.PM.1	Boolean, Byte, Short, Float , Word	Read/Write
PID.6.PM.2	Boolean, Byte, Short, Float , Word	Read/Write
PID.6.PMc.1	Boolean, Byte, Short, Float , Word	Read/Write
PID.6.PMc.2	Boolean, Byte, Short, Float , Word	Read/Write
PID.6.RP.1	Boolean, Byte, Short, Float , Word	Read/Write
PID.6.RP.2	Boolean, Byte, Short, Float , Word	Read/Write
PID.6.SV.1	Boolean, Byte, Short, Float , Word	Read/Write
PID.6.SV.2	Boolean, Byte, Short, Float , Word	Read/Write
PID.7.A1.1	Boolean, Byte, Short, Float , Word	Read/Write
PID.7.A1.2	Boolean, Byte, Short, Float , Word	Read/Write
PID.7.A2.1	Boolean, Byte, Short, Float , Word	Read/Write
PID.7.A2.2	Boolean, Byte, Short, Float , Word	Read/Write
PID.7.A3.1	Boolean, Byte, Short, Float , Word	Read/Write
PID.7.A3.2	Boolean, Byte, Short, Float , Word	Read/Write
PID.7.A4.1	Boolean, Byte, Short, Float , Word	Read/Write
PID.7.A4.2	Boolean, Byte, Short, Float , Word	Read/Write
PID.7.D.1	Boolean, Byte, Short, Float , Word	Read/Write
PID.7.D.2	Boolean, Byte, Short, Float , Word	Read/Write
PID.7.DB.1	Boolean, Byte, Short, Float , Word	Read/Write
PID.7.DB.2	Boolean, Byte, Short, Float , Word	Read/Write
PID.7.Dc.1	Boolean, Byte, Short, Float , Word	Read/Write

Address Format	Data Types	Access
PID.7.Dc.2	Boolean, Byte, Short, Float , Word	Read/Write
PID.7.DR.1	Boolean, Byte, Short, Float , Word	Read/Write
PID.7.DR.2	Boolean, Byte, Short, Float , Word	Read/Write
PID.7.H.1	Boolean, Byte, Short, Float , Word	Read/Write
PID.7.H.2	Boolean, Byte, Short, Float , Word	Read/Write
PID.7.Hc.1	Boolean, Byte, Short, Float , Word	Read/Write
PID.7.Hc.2	Boolean, Byte, Short, Float , Word	Read/Write
PID.7.I.1	Boolean, Byte, Short, Float , Word	Read/Write
PID.7.I.2	Boolean, Byte, Short, Float , Word	Read/Write
PID.7.Ic.1	Boolean, Byte, Short, Float , Word	Read/Write
PID.7.Ic.2	Boolean, Byte, Short, Float , Word	Read/Write
PID.7.MH.1	Boolean, Byte, Short, Float , Word	Read/Write
PID.7.MH.2	Boolean, Byte, Short, Float , Word	Read/Write
PID.7.ML.1	Boolean, Byte, Short, Float , Word	Read/Write
PID.7.ML.2	Boolean, Byte, Short, Float , Word	Read/Write
PID.7.MR.1	Boolean, Byte, Short, Float , Word	Read/Write
PID.7.MR.2	Boolean, Byte, Short, Float , Word	Read/Write
PID.7.P.1	Boolean, Byte, Short, Float , Word	Read/Write
PID.7.P.2	Boolean, Byte, Short, Float , Word	Read/Write
PID.7.Pc.1	Boolean, Byte, Short, Float , Word	Read/Write
PID.7.Pc.2	Boolean, Byte, Short, Float , Word	Read/Write
PID.7.PM.1	Boolean, Byte, Short, Float , Word	Read/Write
PID.7.PM.2	Boolean, Byte, Short, Float , Word	Read/Write
PID.7.PMc.1	Boolean, Byte, Short, Float , Word	Read/Write
PID.7.PMc.2	Boolean, Byte, Short, Float , Word	Read/Write
PID.7.RP.1	Boolean, Byte, Short, Float , Word	Read/Write
PID.7.RP.2	Boolean, Byte, Short, Float , Word	Read/Write
PID.7.SV.1	Boolean, Byte, Short, Float , Word	Read/Write
PID.7.SV.2	Boolean, Byte, Short, Float , Word	Read/Write
PID.8.A1.1	Boolean, Byte, Short, Float , Word	Read/Write
PID.8.A1.2	Boolean, Byte, Short, Float , Word	Read/Write
PID.8.A2.1	Boolean, Byte, Short, Float , Word	Read/Write
PID.8.A2.2	Boolean, Byte, Short, Float , Word	Read/Write
PID.8.A3.1	Boolean, Byte, Short, Float , Word	Read/Write
PID.8.A3.2	Boolean, Byte, Short, Float , Word	Read/Write
PID.8.A4.1	Boolean, Byte, Short, Float , Word	Read/Write
PID.8.A4.2	Boolean, Byte, Short, Float , Word	Read/Write
PID.8.D.1	Boolean, Byte, Short, Float , Word	Read/Write
PID.8.D.2	Boolean, Byte, Short, Float , Word	Read/Write
PID.8.DB.1	Boolean, Byte, Short, Float , Word	Read/Write

Address Format	Data Types	Access
PID.8.DB.2	Boolean, Byte, Short, Float , Word	Read/Write
PID.8.Dc.1	Boolean, Byte, Short, Float , Word	Read/Write
PID.8.Dc.2	Boolean, Byte, Short, Float , Word	Read/Write
PID.8.DR.1	Boolean, Byte, Short, Float , Word	Read/Write
PID.8.DR.2	Boolean, Byte, Short, Float , Word	Read/Write
PID.8.H.1	Boolean, Byte, Short, Float , Word	Read/Write
PID.8.H.2	Boolean, Byte, Short, Float , Word	Read/Write
PID.8.Hc.1	Boolean, Byte, Short, Float , Word	Read/Write
PID.8.Hc.2	Boolean, Byte, Short, Float , Word	Read/Write
PID.8.I.1	Boolean, Byte, Short, Float , Word	Read/Write
PID.8.I.2	Boolean, Byte, Short, Float , Word	Read/Write
PID.8.Ic.1	Boolean, Byte, Short, Float , Word	Read/Write
PID.8.Ic.2	Boolean, Byte, Short, Float , Word	Read/Write
PID.8.MH.1	Boolean, Byte, Short, Float , Word	Read/Write
PID.8.MH.2	Boolean, Byte, Short, Float , Word	Read/Write
PID.8.ML.1	Boolean, Byte, Short, Float , Word	Read/Write
PID.8.ML.2	Boolean, Byte, Short, Float , Word	Read/Write
PID.8.MR.1	Boolean, Byte, Short, Float , Word	Read/Write
PID.8.MR.2	Boolean, Byte, Short, Float , Word	Read/Write
PID.8.P.1	Boolean, Byte, Short, Float , Word	Read/Write
PID.8.P.2	Boolean, Byte, Short, Float , Word	Read/Write
PID.8.Pc.1	Boolean, Byte, Short, Float , Word	Read/Write
PID.8.Pc.2	Boolean, Byte, Short, Float , Word	Read/Write
PID.8.PM.1	Boolean, Byte, Short, Float , Word	Read/Write
PID.8.PM.2	Boolean, Byte, Short, Float , Word	Read/Write
PID.8.PMc.1	Boolean, Byte, Short, Float , Word	Read/Write
PID.8.PMc.2	Boolean, Byte, Short, Float , Word	Read/Write
PID.8.RP.1	Boolean, Byte, Short, Float , Word	Read/Write
PID.8.RP.2	Boolean, Byte, Short, Float , Word	Read/Write
PID.8.SV.1	Boolean, Byte, Short, Float , Word	Read/Write
PID.8.SV.2	Boolean, Byte, Short, Float , Word	Read/Write

Process Parameters Addressing for US1000

The driver supports the following Process parameter addresses for US1000. The default data type for each address type is shown in **bold**.

Address Format	Data Types	Access
PROCESS.ADERROR	Boolean, Byte, Short, Float, Word	Read Only
PROCESS.ALM	Boolean, Byte, Short, Float, Word	Read Only
PROCESS.CMV.1	Boolean, Byte, Short, Float , Word	Read Only

Address Format	Data Types	Access
PROCESS.CMV.2	Boolean, Byte, Short, Float , Word	Read Only
PROCESS.CSV.1	Boolean, Byte, Short, Float , Word	Read Only
PROCESS.CSV.2	Boolean, Byte, Short, Float , Word	Read Only
PROCESS.CSVNO	Boolean, Byte, Short, Float, Word	Read Only
PROCESS.DEV.1	Boolean, Byte, Short, Float , Word	Read Only
PROCESS.DEV.2	Boolean, Byte, Short, Float , Word	Read Only
PROCESS.DISP1	Boolean, Byte, Short, Float, Word	Read Only
PROCESS.DISP2	Boolean, Byte, Short, Float, Word	Read Only
PROCESS.ERROR.1	Boolean, Byte, Short, Float, Word	Read Only
PROCESS.ERROR.2	Boolean, Byte, Short, Float, Word	Read Only
PROCESS.HMV.1	Boolean, Byte, Short, Float , Word	Read Only
PROCESS.HMV.2	Boolean, Byte, Short, Float , Word	Read Only
PROCESS.MOD.1	Boolean, Byte, Short, Float , Word	Read Only
PROCESS.MOD.2	Boolean, Byte, Short, Float , Word	Read Only
PROCESS.MV.1	Boolean, Byte, Short, Float , Word	Read Only
PROCESS.MV.2	Boolean, Byte, Short, Float , Word	Read Only
PROCESS.PARAERR	Boolean, Byte, Short, Float, Word	Read Only
PROCESS.PIDNO.1	Boolean, Byte, Short, Float, Word	Read Only
PROCESS.PIDNO.2	Boolean, Byte, Short, Float, Word	Read Only
PROCESS.PV.1	Boolean, Byte, Short, Float , Word	Read Only
PROCESS.PV.2	Boolean, Byte, Short, Float , Word	Read Only
PROCESS.SMEC	Boolean, Byte, Short, Float, Word	Read Only

Setup Parameter Addressing for US1000

The driver supports the following Setup parameter addresses for US1000. The default data type for each address type is shown in **bold**.

Address Format	Data Types	Access
SETUP.AL1.1	Boolean, Byte, Short, Float, Word	Read/Write
SETUP.AL1.2	Boolean, Byte, Short, Float, Word	Read/Write
SETUP.AL2.1	Boolean, Byte, Short, Float, Word	Read/Write
SETUP.AL2.2	Boolean, Byte, Short, Float, Word	Read/Write
SETUP.AL3.1	Boolean, Byte, Short, Float, Word	Read/Write
SETUP.AL3.2	Boolean, Byte, Short, Float, Word	Read/Write
SETUP.AL4.1	Boolean, Byte, Short, Float, Word	Read/Write
SETUP.AL4.2	Boolean, Byte, Short, Float, Word	Read/Write
SETUP.AMD.1	Boolean, Byte, Short, Float, Word	Read/Write
SETUP.AMD.2	Boolean, Byte, Short, Float, Word	Read/Write
SETUP.AR.1	Boolean, Byte, Short, Float, Word	Read/Write
SETUP.AR.2	Boolean, Byte, Short, Float, Word	Read/Write

Address Format	Data Types	Access
SETUP.CMS.1	Boolean, Byte, Short, Float, Word	Read/Write
SETUP.CMS.2	Boolean, Byte, Short, Float, Word	Read/Write
SETUP.DVB.1	Boolean, Byte, Short, Float, Word	Read/Write
SETUP.DVB.2	Boolean, Byte, Short, Float, Word	Read/Write
SETUP.FFS	Boolean, Byte, Short, Float, Word	Read/Write
SETUP.HY1.1	Boolean, Byte, Short, Float, Word	Read/Write
SETUP.HY1.2	Boolean, Byte, Short, Float, Word	Read/Write
SETUP.HY2.1	Boolean, Byte, Short, Float, Word	Read/Write
SETUP.HY2.2	Boolean, Byte, Short, Float, Word	Read/Write
SETUP.HY3.1	Boolean, Byte, Short, Float, Word	Read/Write
SETUP.HY3.2	Boolean, Byte, Short, Float, Word	Read/Write
SETUP.HY4.1	Boolean, Byte, Short, Float, Word	Read/Write
SETUP.HY4.2	Boolean, Byte, Short, Float, Word	Read/Write
SETUP.MOD.1	Boolean, Byte, Short, Float, Word	Read/Write
SETUP.MOD.2	Boolean, Byte, Short, Float, Word	Read/Write
SETUP.MVR.1	Boolean, Byte, Short, Float, Word	Read/Write
SETUP.MVR.2	Boolean, Byte, Short, Float, Word	Read/Write
SETUP.PVR.T.1	Boolean, Byte, Short, Float, Word	Read/Write
SETUP.PVR.T.2	Boolean, Byte, Short, Float, Word	Read/Write
SETUP.PVT.1	Boolean, Byte, Short, Float, Word	Read/Write
SETUP.PVT.2	Boolean, Byte, Short, Float, Word	Read/Write
SETUP.TMU.1	Boolean, Byte, Short, Float, Word	Read/Write
SETUP.TMU.2	Boolean, Byte, Short, Float, Word	Read/Write

Status Addressing for US1000

The driver supports Boolean status addresses for US1000.

Address Format	Data Types	Access
STATUS.ALM	Boolean	Read Only
STATUS.ALO11	Boolean	Read Only
STATUS.ALO12	Boolean	Read Only
STATUS.ALO13	Boolean	Read Only
STATUS.ALO14	Boolean	Read Only
STATUS.ALO21	Boolean	Read Only
STATUS.ALO22	Boolean	Read Only
STATUS.ALO23	Boolean	Read Only
STATUS.ALO24	Boolean	Read Only
STATUS.CSVNO.0	Boolean	Read Only
STATUS.CSVNO.1	Boolean	Read Only

Address Format	Data Types	Access
STATUS.CSVNO.2	Boolean	Read Only
STATUS.CSVNO.3	Boolean	Read Only
STATUS.DEV1+	Boolean	Read Only
STATUS.DEV1713	Boolean	Read Only
STATUS.DEV1Z	Boolean	Read Only
STATUS.DEV2+	Boolean	Read Only
STATUS.DEV2717	Boolean	Read Only
STATUS.DEV2Z	Boolean	Read Only
STATUS.LP2	Boolean	Read Only
STATUS.MV	Boolean	Read Only
STATUS.PIDNO1.0	Boolean	Read Only
STATUS.PIDNO1.1	Boolean	Read Only
STATUS.PIDNO1.2	Boolean	Read Only
STATUS.PIDNO1.3	Boolean	Read Only
STATUS.PIDNO2.0	Boolean	Read Only
STATUS.PIDNO2.1	Boolean	Read Only
STATUS.PIDNO2.2	Boolean	Read Only
STATUS.PIDNO2.3	Boolean	Read Only
STATUS.PON	Boolean	Read Only
STATUS.TIM.10S	Boolean	Read Only
STATUS.TIM.1M	Boolean	Read Only
STATUS.TIM.1S	Boolean	Read Only
STATUS.TIM.5S	Boolean	Read Only
STATUS.UR1	Boolean	Read Only
STATUS.UR10	Boolean	Read Only
STATUS.UR11	Boolean	Read Only
STATUS.UR12	Boolean	Read Only
STATUS.UR13	Boolean	Read Only
STATUS.UR14	Boolean	Read Only
STATUS.UR15	Boolean	Read Only
STATUS.UR16	Boolean	Read Only
STATUS.UR17	Boolean	Read Only
STATUS.UR18	Boolean	Read Only
STATUS.UR19	Boolean	Read Only
STATUS.UR2	Boolean	Read Only
STATUS.UR20	Boolean	Read Only
STATUS.UR21	Boolean	Read Only
STATUS.UR22	Boolean	Read Only
STATUS.UR23	Boolean	Read Only

Address Format	Data Types	Access
STATUS.UR24	Boolean	Read Only
STATUS.UR25	Boolean	Read Only
STATUS.UR26	Boolean	Read Only
STATUS.UR27	Boolean	Read Only
STATUS.UR28	Boolean	Read Only
STATUS.UR29	Boolean	Read Only
STATUS.UR3	Boolean	Read Only
STATUS.UR32	Boolean	Read Only
STATUS.UR33	Boolean	Read Only
STATUS.UR34	Boolean	Read Only
STATUS.UR35	Boolean	Read Only
STATUS.UR36	Boolean	Read Only
STATUS.UR37	Boolean	Read Only
STATUS.UR38	Boolean	Read Only
STATUS.UR39	Boolean	Read Only
STATUS.UR4	Boolean	Read Only
STATUS.UR40	Boolean	Read Only
STATUS.UR41	Boolean	Read Only
STATUS.UR42	Boolean	Read Only
STATUS.UR43	Boolean	Read Only
STATUS.UR44	Boolean	Read Only
STATUS.UR45	Boolean	Read Only
STATUS.UR46	Boolean	Read Only
STATUS.UR47	Boolean	Read Only
STATUS.UR48	Boolean	Read Only
STATUS.UR5	Boolean	Read Only
STATUS.UR6	Boolean	Read Only
STATUS.UR7	Boolean	Read Only
STATUS.UR8	Boolean	Read Only
STATUS.UR9	Boolean	Read Only
ALMSTAT.ALM11.off	Boolean	Read Only
ALMSTAT.ALM11.on	Boolean	Read Only
ALMSTAT.ALM12.off	Boolean	Read Only
ALMSTAT.ALM12.on	Boolean	Read Only
ALMSTAT.ALM13.off	Boolean	Read Only
ALMSTAT.ALM13.on	Boolean	Read Only
ALMSTAT.ALM14.off	Boolean	Read Only
ALMSTAT.ALM14.on	Boolean	Read Only
ALMSTAT.ALM21.off	Boolean	Read Only

Address Format	Data Types	Access
ALMSTAT.ALM21.on	Boolean	Read Only
ALMSTAT.ALM22.off	Boolean	Read Only
ALMSTAT.ALM22.on	Boolean	Read Only
ALMSTAT.ALM23.off	Boolean	Read Only
ALMSTAT.ALM23.on	Boolean	Read Only
ALMSTAT.ALM24.off	Boolean	Read Only
ALMSTAT.ALM24.on	Boolean	Read Only
ALMSTAT.DI1.off	Boolean	Read Only
ALMSTAT.DI2.off	Boolean	Read Only
ALMSTAT.DI3.off	Boolean	Read Only
ALMSTAT.DI4.off	Boolean	Read Only
ALMSTAT.DI5.off	Boolean	Read Only
ALMSTAT.DI6.off	Boolean	Read Only
ALMSTAT.DI7.off	Boolean	Read Only
ALMSTAT.DP1.off	Boolean	Read Only
ALMSTAT.DP2.off	Boolean	Read Only
ALMSTAT.MG1.off	Boolean	Read Only
ALMSTAT.MG2.off	Boolean	Read Only
ALMSTAT.MG3.off	Boolean	Read Only
ALMSTAT.MG4.off	Boolean	Read Only
OFFSTATUS.AD1BO.off	Boolean	Read Only
OFFSTATUS.AD1ERR.off	Boolean	Read Only
OFFSTATUS.AD2BO.off	Boolean	Read Only
OFFSTATUS.AD2ERR.off	Boolean	Read Only
OFFSTATUS.AD3BO.off	Boolean	Read Only
OFFSTATUS.AD3ERR.off	Boolean	Read Only
OFFSTATUS.AT1.off	Boolean	Read Only
OFFSTATUS.AT1ERR.off	Boolean	Read Only
OFFSTATUS.AT2.off	Boolean	Read Only
OFFSTATUS.AT2ERR.off	Boolean	Read Only
OFFSTATUS.AUT1.off	Boolean	Read Only
OFFSTATUS.AUT2.off	Boolean	Read Only
OFFSTATUS.C.CSV1ADC.off	Boolean	Read Only
OFFSTATUS.C.CSV1BO.off	Boolean	Read Only
OFFSTATUS.C.CSV2ADC.off	Boolean	Read Only
OFFSTATUS.C.CSV2BO.off	Boolean	Read Only
OFFSTATUS.CALB.E.off	Boolean	Read Only
OFFSTATUS.CAS1.off	Boolean	Read Only
OFFSTATUS.CAS2.off	Boolean	Read Only

Address Format	Data Types	Access
OFFSTATUS.CSV1ADC.off	Boolean	Read Only
OFFSTATUS.CSV1BO.off	Boolean	Read Only
OFFSTATUS.CSV2ADC.off	Boolean	Read Only
OFFSTATUS.CSV2BO.off	Boolean	Read Only
OFFSTATUS.EEP.E.off	Boolean	Read Only
OFFSTATUS.MAN1.off	Boolean	Read Only
OFFSTATUS.MAN2.off	Boolean	Read Only
OFFSTATUS.MODE.E.off	Boolean	Read Only
OFFSTATUS.O/C.off	Boolean	Read Only
OFFSTATUS.PARA.E.off	Boolean	Read Only
OFFSTATUS.PV1+over.off	Boolean	Read Only
OFFSTATUS.PV1ADC.off	Boolean	Read Only
OFFSTATUS.PV1BO.off	Boolean	Read Only
OFFSTATUS.PV1-over.off	Boolean	Read Only
OFFSTATUS.PV2+over.off	Boolean	Read Only
OFFSTATUS.PV2ADC.off	Boolean	Read Only
OFFSTATUS.PV2BO.off	Boolean	Read Only
OFFSTATUS.PV2-over.off	Boolean	Read Only
OFFSTATUS.R/S.off	Boolean	Read Only
OFFSTATUS.RANGE.off	Boolean	Read Only
OFFSTATUS.RJC1ERR.off	Boolean	Read Only
OFFSTATUS.RJC2ERR.off	Boolean	Read Only
OFFSTATUS.SETUP.off	Boolean	Read Only
OFFSTATUS.SYSTEM.E.off	Boolean	Read Only
OFFSTATUS.USER.E.off	Boolean	Read Only
OFFSTATUS.USMD.off	Boolean	Read Only
OFFSTATUS.VLBO.off	Boolean	Read Only
OFFSTATUS.VLERR.off	Boolean	Read Only
ONSTATUS.AD1BO.on	Boolean	Read Only
ONSTATUS.AD1BO.st	Boolean	Read Only
ONSTATUS.AD1ERR.on	Boolean	Read Only
ONSTATUS.AD1ERR.st	Boolean	Read Only
ONSTATUS.AD2BO.on	Boolean	Read Only
ONSTATUS.AD2BO.st	Boolean	Read Only
ONSTATUS.AD2ERR.on	Boolean	Read Only
ONSTATUS.AD2ERR.st	Boolean	Read Only
ONSTATUS.AD3BO.on	Boolean	Read Only
ONSTATUS.AD3BO.st	Boolean	Read Only
ONSTATUS.AD3ERR.on	Boolean	Read Only

Address Format	Data Types	Access
ONSTATUS.AD3ERR.st	Boolean	Read Only
ONSTATUS.ALM11.st	Boolean	Read Only
ONSTATUS.ALM12.st	Boolean	Read Only
ONSTATUS.ALM13.st	Boolean	Read Only
ONSTATUS.ALM14.st	Boolean	Read Only
ONSTATUS.ALM21.st	Boolean	Read Only
ONSTATUS.ALM22.st	Boolean	Read Only
ONSTATUS.ALM23.st	Boolean	Read Only
ONSTATUS.ALM24.st	Boolean	Read Only
ONSTATUS.AT1.on	Boolean	Read Only
ONSTATUS.AT1.st	Boolean	Read Only
ONSTATUS.AT1ERR.on	Boolean	Read Only
ONSTATUS.AT1ERR.st	Boolean	Read Only
ONSTATUS.AT2.on	Boolean	Read Only
ONSTATUS.AT2.st	Boolean	Read Only
ONSTATUS.AT2ERR.on	Boolean	Read Only
ONSTATUS.AT2ERR.st	Boolean	Read Only
ONSTATUS.AUT1.on	Boolean	Read Only
ONSTATUS.AUT1.st	Boolean	Read Only
ONSTATUS.AUT2.on	Boolean	Read Only
ONSTATUS.AUT2.st	Boolean	Read Only
ONSTATUS.C.CSV1ADC.on	Boolean	Read Only
ONSTATUS.C.CSV1ADC.st	Boolean	Read Only
ONSTATUS.C.CSV1BO.on	Boolean	Read Only
ONSTATUS.C.CSV1BO.st	Boolean	Read Only
ONSTATUS.C.CSV2ADC.on	Boolean	Read Only
ONSTATUS.C.CSV2ADC.st	Boolean	Read Only
ONSTATUS.C.CSV2BO.on	Boolean	Read Only
ONSTATUS.C.CSV2BO.st	Boolean	Read Only
ONSTATUS.CALB.E.on	Boolean	Read Only
ONSTATUS.CALB.E.st	Boolean	Read Only
ONSTATUS.CAS1.on	Boolean	Read Only
ONSTATUS.CAS1.st	Boolean	Read Only
ONSTATUS.CAS2.on	Boolean	Read Only
ONSTATUS.CAS2.st	Boolean	Read Only
ONSTATUS.CSV1ADC.on	Boolean	Read Only
ONSTATUS.CSV1ADC.st	Boolean	Read Only
ONSTATUS.CSV1BO.on	Boolean	Read Only
ONSTATUS.CSV1BO.st	Boolean	Read Only

Address Format	Data Types	Access
ONSTATUS.CSV2ADC.on	Boolean	Read Only
ONSTATUS.CSV2ADC.st	Boolean	Read Only
ONSTATUS.CSV2BO.on	Boolean	Read Only
ONSTATUS.CSV2BO.st	Boolean	Read Only
ONSTATUS.DI1.on	Boolean	Read Only
ONSTATUS.DI1.st	Boolean	Read Only
ONSTATUS.DI2.on	Boolean	Read Only
ONSTATUS.DI2.st	Boolean	Read Only
ONSTATUS.DI3.on	Boolean	Read Only
ONSTATUS.DI3.st	Boolean	Read Only
ONSTATUS.DI4.on	Boolean	Read Only
ONSTATUS.DI4.st	Boolean	Read Only
ONSTATUS.DI5.on	Boolean	Read Only
ONSTATUS.DI5.st	Boolean	Read Only
ONSTATUS.DI6.on	Boolean	Read Only
ONSTATUS.DI6.st	Boolean	Read Only
ONSTATUS.DI7.on	Boolean	Read Only
ONSTATUS.DI7.st	Boolean	Read Only
ONSTATUS.DP1.on	Boolean	Read Only
ONSTATUS.DP1.st	Boolean	Read Only
ONSTATUS.DP2.on	Boolean	Read Only
ONSTATUS.DP2.st	Boolean	Read Only
ONSTATUS.EEP.E.on	Boolean	Read Only
ONSTATUS.EEP.E.st	Boolean	Read Only
ONSTATUS.MAN1.on	Boolean	Read Only
ONSTATUS.MAN1.st	Boolean	Read Only
ONSTATUS.MAN2.on	Boolean	Read Only
ONSTATUS.MAN2.st	Boolean	Read Only
ONSTATUS.MG1.on	Boolean	Read Only
ONSTATUS.MG1.st	Boolean	Read Only
ONSTATUS.MG2.on	Boolean	Read Only
ONSTATUS.MG2.st	Boolean	Read Only
ONSTATUS.MG3.on	Boolean	Read Only
ONSTATUS.MG3.st	Boolean	Read Only
ONSTATUS.MG4.on	Boolean	Read Only
ONSTATUS.MG4.st	Boolean	Read Only
ONSTATUS.MODE.E.on	Boolean	Read Only
ONSTATUS.MODE.E.st	Boolean	Read Only
ONSTATUS.O/C.on	Boolean	Read Only

Address Format	Data Types	Access
ONSTATUS.O/C.st	Boolean	Read Only
ONSTATUS.PARA.E.on	Boolean	Read Only
ONSTATUS.PARA.E.st	Boolean	Read Only
ONSTATUS.PV1+over.on	Boolean	Read Only
ONSTATUS.PV1+over.st	Boolean	Read Only
ONSTATUS.PV1ADC.on	Boolean	Read Only
ONSTATUS.PV1ADC.st	Boolean	Read Only
ONSTATUS.PV1BO.on	Boolean	Read Only
ONSTATUS.PV1BO.st	Boolean	Read Only
ONSTATUS.PV1-over.on	Boolean	Read Only
ONSTATUS.PV1-over.st	Boolean	Read Only
ONSTATUS.PV2+over.on	Boolean	Read Only
ONSTATUS.PV2+over.st	Boolean	Read Only
ONSTATUS.PV2ADC.on	Boolean	Read Only
ONSTATUS.PV2ADC.st	Boolean	Read Only
ONSTATUS.PV2BO.on	Boolean	Read Only
ONSTATUS.PV2BO.st	Boolean	Read Only
ONSTATUS.PV2-over.on	Boolean	Read Only
ONSTATUS.PV2-over.st	Boolean	Read Only
ONSTATUS.R/S.on	Boolean	Read Only
ONSTATUS.R/S.st	Boolean	Read Only
ONSTATUS.RANGE.on	Boolean	Read Only
ONSTATUS.RANGE.st	Boolean	Read Only
ONSTATUS.RJC1ERR.on	Boolean	Read Only
ONSTATUS.RJC1ERR.st	Boolean	Read Only
ONSTATUS.RJC2ERR.on	Boolean	Read Only
ONSTATUS.RJC2ERR.st	Boolean	Read Only
ONSTATUS.SETUP.on	Boolean	Read Only
ONSTATUS.SETUP.st	Boolean	Read Only
ONSTATUS.SYSTEM.E.on	Boolean	Read Only
ONSTATUS.SYSTEM.E.st	Boolean	Read Only
ONSTATUS.USER.E.on	Boolean	Read Only
ONSTATUS.USER.E.st	Boolean	Read Only
ONSTATUS.USMD.on	Boolean	Read Only
ONSTATUS.USMD.st	Boolean	Read Only
ONSTATUS.VLBO.on	Boolean	Read Only
ONSTATUS.VLBO.st	Boolean	Read Only
ONSTATUS.VLERR.on	Boolean	Read Only
ONSTATUS.VLERR.st	Boolean	Read Only

Absolute Address Mapping (D0001-D0300) for US1000

Register to Tag Address Mapping for registers D0001-D0300 are shown below.

● **Note:** Registers missing in the given range are either not applicable for this device model or are not supported.

Register Address	Tag Address
D0001	PROCESS.ADERROR
D0002	PROCESS.ERROR.1
D0003	PROCESS.PV.1
D0004	PROCESS.CSV.1
D0005	PROCESS.MV.1
D0006	PROCESS.HMV.1
D0007	PROCESS.CMV.1
D0008	PROCESS.MOD.1
D0009	PROCESS.PIDNO.1
D0010	PROCESS.CSVNO
D0011	PROCESS.ALM
D0018	PROCESS.ERROR.2
D0019	PROCESS.PV.2
D0020	PROCESS.CSV.2
D0021	PROCESS.MV.2
D0022	PROCESS.HMV.2
D0023	PROCESS.CMV.2
D0024	PROCESS.MOD.2
D0025	PROCESS.PIDNO.2
D0026	PROCESS.DEV.1
D0030	PROCESS.DEV.2
D0032	PROCESS.SMEC
D0035	PROCESS.PARAERR
D0039	PROCESS.DISP1
D0040	PROCESS.DISP2
D0201	OPRELPARAM.CAM.1
D0202	OPRELPARAM.CAM.2
D0205	OPRELPARAM.R/S
D0206	OPRELPARAM.O/C
D0207	OPRELPARAM.SVNO
D0208	OPRELPARAM.C.CSV.1
D0209	OPRELPARAM.C.CSV.2
D0210	OPRELPARAM.MMV.1
D0211	OPRELPARAM.MMVc.1

Register Address	Tag Address
D0212	OPRELPARAM.MMV.2
D0213	OPRELPARAM.MMVc.2
D0241	OPRELPARAM.AT.1
D0242	OPRELPARAM.SC.1
D0243	OPRELPARAM.BS.1
D0244	OPRELPARAM.FL.1
D0245	OPRELPARAM.UPR.1
D0246	OPRELPARAM.DNR.1
D0247	OPRELPARAM.CRT.1
D0248	OPRELPARAM.CBS.1
D0249	OPRELPARAM.CFL.1
D0250	OPRELPARAM.FGN.1
D0251	OPRELPARAM.FBI.1
D0252	OPRELPARAM.FBO.1
D0253	OPRELPARAM.FFL.1
D0271	OPRELPARAM.AT.2
D0272	OPRELPARAM.SC.2
D0273	OPRELPARAM.BS.2
D0274	OPRELPARAM.FL.2
D0275	OPRELPARAM.UPR.2
D0276	OPRELPARAM.DNR.2
D0277	OPRELPARAM.CRT.2
D0278	OPRELPARAM.CBS.2
D0279	OPRELPARAM.CFL.2

Absolute Address Mapping (D0301-D0700) for US1000

Register to Tag Address Mapping for registers D0301-D0700 are shown below.

● **Note:** Registers missing in the given range are either not applicable for this device model or are not supported.

Register Address	Tag Address
D0301	PID.1.SV.1
D0302	PID.1.A1.1
D0303	PID.1.A2.1
D0304	PID.1.A3.1
D0305	PID.1.A4.1
D0306	PID.1.P.1
D0307	PID.1.I.1
D0308	PID.1.D.1

Register Address	Tag Address
D0309	PID.1.MH.1
D0310	PID.1.ML.1
D0311	PID.1.MR.1
D0312	PID.1.H.1
D0313	PID.1.DR.1
D0314	PID.1.Pc.1
D0315	PID.1.lc.1
D0316	PID.1.Dc.1
D0317	PID.1.Hc.1
D0318	PID.1.DB.1
D0319	PID.1.RP.1
D0320	PID.1.PM.1
D0321	PID.1.PMc.1
D0326	PID.2.SV.1
D0327	PID.2.A1.1
D0328	PID.2.A2.1
D0329	PID.2.A3.1
D0330	PID.2.A4.1
D0331	PID.2.P.1
D0332	PID.2.I.1
D0333	PID.2.D.1
D0334	PID.2.MH.1
D0335	PID.2.ML.1
D0336	PID.2.MR.1
D0337	PID.2.H.1
D0338	PID.2.DR.1
D0339	PID.2.Pc.1
D0340	PID.2.lc.1
D0341	PID.2.Dc.1
D0342	PID.2.Hc.1
D0343	PID.2.DB.1
D0344	PID.2.RP.1
D0345	PID.2.PM.1
D0346	PID.2.PMc.1
D0351	PID.3.SV.1
D0352	PID.3.A1.1
D0353	PID.3.A2.1
D0354	PID.3.A3.1
D0355	PID.3.A4.1

Register Address	Tag Address
D0356	PID.3.P.1
D0357	PID.3.I.1
D0358	PID.3.D.1
D0359	PID.3.MH.1
D0360	PID.3.ML.1
D0361	PID.3.MR.1
D0362	PID.3.H.1
D0363	PID.3.DR.1
D0364	PID.3.Pc.1
D0365	PID.3.Ic.1
D0366	PID.3.Dc.1
D0367	PID.3.Hc.1
D0368	PID.3.DB.1
D0369	PID.3.RP.1
D0370	PID.3.PM.1
D0371	PID.3.PMc.1
D0376	PID.4.SV.1
D0377	PID.4.A1.1
D0378	PID.4.A2.1
D0379	PID.4.A3.1
D0380	PID.4.A4.1
D0381	PID.4.P.1
D0382	PID.4.I.1
D0383	PID.4.D.1
D0384	PID.4.MH.1
D0385	PID.4.ML.1
D0386	PID.4.MR.1
D0387	PID.4.H.1
D0388	PID.4.DR.1
D0389	PID.4.Pc.1
D0390	PID.4.Ic.1
D0391	PID.4.Dc.1
D0392	PID.4.Hc.1
D0393	PID.4.DB.1
D0394	PID.4.RP.1
D0395	PID.4.PM.1
D0396	PID.4.PMc.1
D0401	PID.5.SV.1
D0402	PID.5.A1.1

Register Address	Tag Address
D0403	PID.5.A2.1
D0404	PID.5.A3.1
D0405	PID.5.A4.1
D0406	PID.5.P.1
D0407	PID.5.I.1
D0408	PID.5.D.1
D0409	PID.5.MH.1
D0410	PID.5.ML.1
D0411	PID.5.MR.1
D0412	PID.5.H.1
D0413	PID.5.DR.1
D0414	PID.5.Pc.1
D0415	PID.5.lc.1
D0416	PID.5.Dc.1
D0417	PID.5.Hc.1
D0418	PID.5.DB.1
D0419	PID.5.RP.1
D0420	PID.5.PM.1
D0421	PID.5.PMc.1
D0426	PID.6.SV.1
D0427	PID.6.A1.1
D0428	PID.6.A2.1
D0429	PID.6.A3.1
D0430	PID.6.A4.1
D0431	PID.6.P.1
D0432	PID.6.I.1
D0433	PID.6.D.1
D0434	PID.6.MH.1
D0435	PID.6.ML.1
D0436	PID.6.MR.1
D0437	PID.6.H.1
D0438	PID.6.DR.1
D0439	PID.6.Pc.1
D0440	PID.6.lc.1
D0441	PID.6.Dc.1
D0442	PID.6.Hc.1
D0443	PID.6.DB.1
D0444	PID.6.RP.1
D0445	PID.6.PM.1

Register Address	Tag Address
D0446	PID.6.PMc.1
D0451	PID.7.SV.1
D0452	PID.7.A1.1
D0453	PID.7.A2.1
D0454	PID.7.A3.1
D0455	PID.7.A4.1
D0456	PID.7.P.1
D0457	PID.7.I.1
D0458	PID.7.D.1
D0459	PID.7.MH.1
D0460	PID.7.ML.1
D0461	PID.7.MR.1
D0462	PID.7.H.1
D0463	PID.7.DR.1
D0464	PID.7.Pc.1
D0465	PID.7.Ic.1
D0466	PID.7.Dc.1
D0467	PID.7.Hc.1
D0468	PID.7.DB.1
D0469	PID.7.RP.1
D0470	PID.7.PM.1
D0471	PID.7.PMc.1
D0476	PID.8.SV.1
D0477	PID.8.A1.1
D0478	PID.8.A2.1
D0479	PID.8.A3.1
D0480	PID.8.A4.1
D0481	PID.8.P.1
D0482	PID.8.I.1
D0483	PID.8.D.1
D0484	PID.8.MH.1
D0485	PID.8.ML.1
D0486	PID.8.MR.1
D0487	PID.8.H.1
D0488	PID.8.DR.1
D0489	PID.8.Pc.1
D0490	PID.8.Ic.1
D0491	PID.8.Dc.1
D0492	PID.8.Hc.1

Register Address	Tag Address
D0493	PID.8.DB.1
D0494	PID.8.RP.1
D0495	PID.8.PM.1
D0496	PID.8.PMc.1
D0501	PID.1.SV.2
D0502	PID.1.A1.2
D0503	PID.1.A2.2
D0504	PID.1.A3.2
D0505	PID.1.A4.2
D0506	PID.1.P.2
D0507	PID.1.I.2
D0508	PID.1.D.2
D0509	PID.1.MH.2
D0510	PID.1.ML.2
D0511	PID.1.MR.2
D0512	PID.1.H.2
D0513	PID.1.DR.2
D0514	PID.1.Pc.2
D0515	PID.1.lc.2
D0516	PID.1.Dc.2
D0517	PID.1.Hc.2
D0518	PID.1.DB.2
D0519	PID.1.RP.2
D0520	PID.1.PM.2
D0521	PID.1.PMc.2
D0526	PID.2.SV.2
D0527	PID.2.A1.2
D0528	PID.2.A2.2
D0529	PID.2.A3.2
D0530	PID.2.A4.2
D0531	PID.2.P.2
D0532	PID.2.I.2
D0533	PID.2.D.2
D0534	PID.2.MH.2
D0535	PID.2.ML.2
D0536	PID.2.MR.2
D0537	PID.2.H.2
D0538	PID.2.DR.2
D0539	PID.2.Pc.2

Register Address	Tag Address
D0540	PID.2.Ic.2
D0541	PID.2.Dc.2
D0542	PID.2.Hc.2
D0543	PID.2.DB.2
D0544	PID.2.RP.2
D0545	PID.2.PM.2
D0546	PID.2.PMc.2
D0551	PID.3.SV.2
D0552	PID.3.A1.2
D0553	PID.3.A2.2
D0554	PID.3.A3.2
D0555	PID.3.A4.2
D0556	PID.3.P.2
D0557	PID.3.I.2
D0558	PID.3.D.2
D0559	PID.3.MH.2
D0560	PID.3.ML.2
D0561	PID.3.MR.2
D0562	PID.3.H.2
D0563	PID.3.DR.2
D0564	PID.3.Pc.2
D0565	PID.3.Ic.2
D0566	PID.3.Dc.2
D0567	PID.3.Hc.2
D0568	PID.3.DB.2
D0569	PID.3.RP.2
D0570	PID.3.PM.2
D0571	PID.3.PMc.2
D0576	PID.4.SV.2
D0577	PID.4.A1.2
D0578	PID.4.A2.2
D0579	PID.4.A3.2
D0580	PID.4.A4.2
D0581	PID.4.P.2
D0582	PID.4.I.2
D0583	PID.4.D.2
D0584	PID.4.MH.2
D0585	PID.4.ML.2
D0586	PID.4.MR.2

Register Address	Tag Address
D0587	PID.4.H.2
D0588	PID.4.DR.2
D0589	PID.4.Pc.2
D0590	PID.4.lc.2
D0591	PID.4.Dc.2
D0592	PID.4.Hc.2
D0593	PID.4.DB.2
D0594	PID.4.RP.2
D0595	PID.4.PM.2
D0596	PID.4.PMc.2
D0601	PID.5.SV.2
D0602	PID.5.A1.2
D0603	PID.5.A2.2
D0604	PID.5.A3.2
D0605	PID.5.A4.2
D0606	PID.5.P.2
D0607	PID.5.I.2
D0608	PID.5.D.2
D0609	PID.5.MH.2
D0610	PID.5.ML.2
D0611	PID.5.MR.2
D0612	PID.5.H.2
D0613	PID.5.DR.2
D0614	PID.5.Pc.2
D0615	PID.5.lc.2
D0616	PID.5.Dc.2
D0617	PID.5.Hc.2
D0618	PID.5.DB.2
D0619	PID.5.RP.2
D0620	PID.5.PM.2
D0621	PID.5.PMc.2
D0626	PID.6.SV.2
D0627	PID.6.A1.2
D0628	PID.6.A2.2
D0629	PID.6.A3.2
D0630	PID.6.A4.2
D0631	PID.6.P.2
D0632	PID.6.I.2
D0633	PID.6.D.2

Register Address	Tag Address
D0634	PID.6.MH.2
D0635	PID.6.ML.2
D0636	PID.6.MR.2
D0637	PID.6.H.2
D0638	PID.6.DR.2
D0639	PID.6.Pc.2
D0640	PID.6.Ic.2
D0641	PID.6.Dc.2
D0642	PID.6.Hc.2
D0643	PID.6.DB.2
D0644	PID.6.RP.2
D0645	PID.6.PM.2
D0646	PID.6.PMc.2
D0651	PID.7.SV.2
D0652	PID.7.A1.2
D0653	PID.7.A2.2
D0654	PID.7.A3.2
D0655	PID.7.A4.2
D0656	PID.7.P.2
D0657	PID.7.I.2
D0658	PID.7.D.2
D0659	PID.7.MH.2
D0660	PID.7.ML.2
D0661	PID.7.MR.2
D0662	PID.7.H.2
D0663	PID.7.DR.2
D0664	PID.7.Pc.2
D0665	PID.7.Ic.2
D0666	PID.7.Dc.2
D0667	PID.7.Hc.2
D0668	PID.7.DB.2
D0669	PID.7.RP.2
D0670	PID.7.PM.2
D0671	PID.7.PMc.2
D0676	PID.8.SV.2
D0677	PID.8.A1.2
D0678	PID.8.A2.2
D0679	PID.8.A3.2
D0680	PID.8.A4.2

Register Address	Tag Address
D0681	PID.8.P.2
D0682	PID.8.I.2
D0683	PID.8.D.2
D0684	PID.8.MH.2
D0685	PID.8.ML.2
D0686	PID.8.MR.2
D0687	PID.8.H.2
D0688	PID.8.DR.2
D0689	PID.8.Pc.2
D0690	PID.8.lc.2
D0691	PID.8.Dc.2
D0692	PID.8.Hc.2
D0693	PID.8.DB.2
D0694	PID.8.RP.2
D0695	PID.8.PM.2
D0696	PID.8.PMc.2

Absolute Address Mapping (D0901-D1300) for US1000

Register to Tag Address Mapping for registers D0901-D1300 are shown below.

● **Note:** Registers missing in the given range are either not applicable for this device model or are not supported.

Register Address	Tag Address
D0901	SETUP.CMS.1
D0903	SETUP.PVT.1
D0904	SETUP.TMU.1
D0905	SETUP.DVB.1
D0915	SETUP.AL1.1
D0916	SETUP.AL2.1
D0917	SETUP.AL3.1
D0918	SETUP.AL4.1
D0919	SETUP.HY1.1
D0920	SETUP.HY2.1
D0921	SETUP.HY3.1
D0922	SETUP.HY4.1
D0923	SETUP.PVR.T.1
D0924	SETUP.AMD.1
D0926	SETUP.MVR.1

Register Address	Tag Address
D0927	SETUP.MOD.1
D0928	SETUP.AR.1
D0929	SETUP.FFS
D0941	SETUP.CMS.2
D0943	SETUP.PVT.2
D0944	SETUP.TMU.2
D0945	SETUP.DVB.2
D0955	SETUP.AL1.2
D0956	SETUP.AL2.2
D0957	SETUP.AL3.2
D0958	SETUP.AL4.2
D0959	SETUP.HY1.2
D0960	SETUP.HY2.2
D0961	SETUP.HY3.2
D0962	SETUP.HY4.2
D0963	SETUP.PVR.T.2
D0964	SETUP.AMD.2
D0966	SETUP.MVR.2
D0967	SETUP.MOD.2
D0968	SETUP.AR.2
D1001	CTRLPARAM.A.BS1
D1002	CTRLPARAM.A.FL1
D1003	CTRLPARAM.A.SR1
D1004	CTRLPARAM.A.LC1
D1005	CTRLPARAM.A.BO1
D1006	CTRLPARAM.A.RJ1
D1011	CTRLPARAM.A.BS2
D1012	CTRLPARAM.A.FL2
D1013	CTRLPARAM.A.SR2
D1014	CTRLPARAM.A.LC2
D1015	CTRLPARAM.A.BO2
D1016	CTRLPARAM.A.RJ2
D1021	CTRLPARAM.A.BS3
D1022	CTRLPARAM.A.FL3
D1023	CTRLPARAM.A.SR3
D1024	CTRLPARAM.A.LC3
D1025	CTRLPARAM.A.BO3
D1041	CTRLPARAM.PPID
D1042	CTRLPARAM.R.MD

Register Address	Tag Address
D1043	CTRLPARAM.R.TM
D1044	CTRLPARAM.CT.1
D1045	CTRLPARAM.CT.2
D1046	CTRLPARAM.CTc.1
D1047	CTRLPARAM.CTc.2
D1051	CTRLPARAM.RET1
D1052	CTRLPARAM.RTH1
D1053	CTRLPARAM.RTL1
D1054	CTRLPARAM.RET2
D1055	CTRLPARAM.RTH2
D1056	CTRLPARAM.RTL2
D1057	CTRLPARAM.RET3
D1058	CTRLPARAM.RTH3
D1059	CTRLPARAM.RTL3
D1061	CTRLPARAM.SVC
D1064	CTRLPARAM.C
D1065	CTRLPARAM.A
D1066	CTRLPARAM.M
D1067	CTRLPARAM.MODE
D1068	CTRLPARAM.O.LP1
D1069	CTRLPARAM.O.LP2
D1070	CTRLPARAM.PID
D1071	CTRLPARAM.USR
D1072	CTRLPARAM.PYS1
D1073	CTRLPARAM.PYS2
D1074	CTRLPARAM.PWD
D1081	CTRLPARAM.PSL
D1082	CTRLPARAM.BPS
D1083	CTRLPARAM.PARI
D1084	CTRLPARAM.STP
D1085	CTRLPARAM.DLN
D1086	CTRLPARAM.ADR
D1087	CTRLPARAM.RSP.T
D1101	CONFIG.C.S1
D1102	CONFIG.C.S2
D1103	CONFIG.C.S3
D1104	CONFIG.C.S4
D1105	CONFIG.C.S5
D1106	CONFIG.DO1

Register Address	Tag Address
D1107	CONFIG.DO2
D1108	CONFIG.DO3
D1109	CONFIG.DO4
D1110	CONFIG.DO5
D1111	CONFIG.DO6
D1112	CONFIG.DO7
D1129	CONFIG.CAS.1
D1130	CONFIG.AUT.1
D1131	CONFIG.MAN.1
D1132	CONFIG.CAS.2
D1133	CONFIG.AUT.2
D1134	CONFIG.MAN.2
D1135	CONFIG.O/C
D1136	CONFIG.R/S
D1137	CONFIG.TRF.1
D1138	CONFIG.TRF.2
D1140	CONFIG.SV.B0
D1141	CONFIG.SV.B1
D1142	CONFIG.SV.B2
D1143	CONFIG.SV.B3
D1144	CONFIG.DP1
D1145	CONFIG.DP2
D1146	CONFIG.MG1
D1147	CONFIG.MG2
D1148	CONFIG.MG3
D1149	CONFIG.MG4
D1151	CONFIG.U.1AL
D1152	CONFIG.U.2AL
D1153	CONFIG.U.SVN
D1154	CONFIG.U.1PI
D1155	CONFIG.U.2PI
D1156	CONFIG.U.A11
D1157	CONFIG.U.A12
D1158	CONFIG.U.A13
D1159	CONFIG.U.PV1
D1160	CONFIG.U.PV2
D1161	CONFIG.U.SMP
D1171	CONFIG.PY1X
D1172	CONFIG.PY1Y

Register Address	Tag Address
D1173	CONFIG.PY2X
D1174	CONFIG.PY2Y
D1201	CONTROLMODE.TYP1
D1202	CONTROLMODE.UNI1
D1203	CONTROLMODE.DP1
D1204	CONTROLMODE.RH1
D1205	CONTROLMODE.RL1
D1206	CONTROLMODE.SDP1
D1207	CONTROLMODE.SH1
D1208	CONTROLMODE.SL1
D1211	CONTROLMODE.TYP2
D1212	CONTROLMODE.UNI2
D1213	CONTROLMODE.DP2
D1214	CONTROLMODE.RH2
D1215	CONTROLMODE.RL2
D1216	CONTROLMODE.SDP2
D1217	CONTROLMODE.SH2
D1218	CONTROLMODE.SL2
D1221	CONTROLMODE.TYP3
D1223	CONTROLMODE.DP3
D1224	CONTROLMODE.RH3
D1225	CONTROLMODE.RL3
D1226	CONTROLMODE.SDP3
D1227	CONTROLMODE.SH3
D1228	CONTROLMODE.SL3
D1231	CONTROLMODE.P.DP1
D1232	CONTROLMODE.P.RH1
D1233	CONTROLMODE.P.RL1
D1235	CONTROLMODE.P.DP2
D1236	CONTROLMODE.P.RH2
D1237	CONTROLMODE.P.RL2
D1241	CONTROLMODE.MVS.1
D1242	CONTROLMODE.MVS.2
D1243	CONTROLMODE.AO1
D1244	CONTROLMODE.AO2
D1245	CONTROLMODE.AO3
D1246	CONTROLMODE.RVOP
D1261	CONTROLMODE.V.RS
D1262	CONTROLMODE.V.L

Register Address	Tag Address
D1263	CONTROLMODE.V.H
D1264	CONTROLMODE.V.AT
D1265	CONTROLMODE.INIT
D1280	CONTROLMODE.USM
D1281	CONTROLMODE.SMP

Absolute Address Mapping (I0001-I0768) for US1000

Register to Tag Address Mapping for registers I0001-I0768 are shown below.

● **Note:** Registers missing in the given range are either not applicable for this device model or are not supported.

Register Address	Tag Address
I0001	ONSTATUS.AD1ERR.st
I0002	ONSTATUS.AD2ERR.st
I0003	ONSTATUS.AD3ERR.st
I0005	ONSTATUS.AD1BO.st
I0006	ONSTATUS.AD2BO.st
I0007	ONSTATUS.AD3BO.st
I0009	ONSTATUS.RJC1ERR.st
I0010	ONSTATUS.RJC2ERR.st
I0012	ONSTATUS.VLERR.st
I0013	ONSTATUS.VLBO.st
I0017	ONSTATUS.PV1ADC.st
I0018	ONSTATUS.PV1BO.st
I0019	ONSTATUS.RJC1ERR.st
I0021	ONSTATUS.PV1+over.st
I0022	ONSTATUS.PV1-over.st
I0025	ONSTATUS.CSV1ADC.st
I0026	ONSTATUS.CSV1BO.st
I0029	ONSTATUS.C.CSV1ADC.st
I0030	ONSTATUS.C.CSV1BO.st
I0031	ONSTATUS.AT1ERR.st
I0033	ONSTATUS.PV2ADC.st
I0034	ONSTATUS.PV2BO.st
I0035	ONSTATUS.RJC2ERR.st
I0037	ONSTATUS.PV2+over.st
I0038	ONSTATUS.PV2-over.st
I0041	ONSTATUS.CSV2ADC.st

Register Address	Tag Address
I0042	ONSTATUS.CSV2BO.st
I0045	ONSTATUS.C.CSV2ADC.st
I0046	ONSTATUS.C.CSV2BO.st
I0047	ONSTATUS.AT2ERR.st
I0049	ONSTATUS.CALB.E.st
I0051	ONSTATUS.USER.E.st
I0053	ONSTATUS.USMD.st
I0054	ONSTATUS.RANGE.st
I0055	ONSTATUS.SETUP.st
I0057	ONSTATUS.PARA.E.st
I0058	ONSTATUS.MODE.E.st
I0061	ONSTATUS.EEP.E.st
I0063	ONSTATUS.SYSTEM.E.st
I0067	ONSTATUS.R/S.st
I0069	ONSTATUS.CAS1.st
I0070	ONSTATUS.AUT1.st
I0071	ONSTATUS.MAN1.st
I0079	ONSTATUS.AT1.st
I0083	ONSTATUS.O/C.st
I0085	ONSTATUS.CAS2.st
I0086	ONSTATUS.AUT2.st
I0087	ONSTATUS.MAN2.st
I0095	ONSTATUS.AT2.st
I0097	ONSTATUS.ALM11.st
I0098	ONSTATUS.ALM12.st
I0099	ONSTATUS.ALM13.st
I0101	ONSTATUS.ALM14.st
I0105	ONSTATUS.ALM21.st
I0106	ONSTATUS.ALM22.st
I0107	ONSTATUS.ALM23.st
I0109	ONSTATUS.ALM24.st
I0161	ONSTATUS.DI1.st
I0162	ONSTATUS.DI2.st
I0163	ONSTATUS.DI3.st
I0164	ONSTATUS.DI4.st
I0165	ONSTATUS.DI5.st
I0166	ONSTATUS.DI6.st
I0167	ONSTATUS.DI7.st
I0169	ONSTATUS.DP1.st

Register Address	Tag Address
I0170	ONSTATUS.DP2.st
I0171	ONSTATUS.MG1.st
I0172	ONSTATUS.MG2.st
I0173	ONSTATUS.MG3.st
I0174	ONSTATUS.MG4.st
I0193	ONSTATUS.AD1ERR.on
I0194	ONSTATUS.AD2ERR.on
I0195	ONSTATUS.AD3ERR.on
I0197	ONSTATUS.AD1BO.on
I0198	ONSTATUS.AD2BO.on
I0199	ONSTATUS.AD3BO.on
I0201	ONSTATUS.RJC1ERR.on
I0202	ONSTATUS.RJC2ERR.on
I0204	ONSTATUS.VLERR.on
I0205	ONSTATUS.VLBO.on
I0209	ONSTATUS.PV1ADC.on
I0210	ONSTATUS.PV1BO.on
I0211	ONSTATUS.RJC1ERR.on
I0213	ONSTATUS.PV1+over.on
I0214	ONSTATUS.PV1-over.on
I0217	ONSTATUS.CSV1ADC.on
I0218	ONSTATUS.CSV1BO.on
I0221	ONSTATUS.C.CSV1ADC.on
I0222	ONSTATUS.C.CSV1BO.on
I0223	ONSTATUS.AT1ERR.on
I0225	ONSTATUS.PV2ADC.on
I0226	ONSTATUS.PV2BO.on
I0227	ONSTATUS.RJC2ERR.on
I0229	ONSTATUS.PV2+over.on
I0230	ONSTATUS.PV2-over.on
I0233	ONSTATUS.CSV2ADC.on
I0234	ONSTATUS.CSV2BO.on
I0237	ONSTATUS.C.CSV2ADC.on
I0238	ONSTATUS.C.CSV2BO.on
I0239	ONSTATUS.AT2ERR.on
I0241	ONSTATUS.CALB.E.on
I0243	ONSTATUS.USER.E.on
I0245	ONSTATUS.USMD.on
I0246	ONSTATUS.RANGE.on

Register Address	Tag Address
I0247	ONSTATUS.SETUP.on
I0249	ONSTATUS.PARA.E.on
I0250	ONSTATUS.MODE.E.on
I0253	ONSTATUS.EEP.E.on
I0255	ONSTATUS.SYSTEM.E.on
I0259	ONSTATUS.R/S.on
I0261	ONSTATUS.CAS1.on
I0262	ONSTATUS.AUT1.on
I0263	ONSTATUS.MAN1.on
I0271	ONSTATUS.AT1.on
I0275	ONSTATUS.O/C.on
I0277	ONSTATUS.CAS2.on
I0278	ONSTATUS.AUT2.on
I0279	ONSTATUS.MAN2.on
I0287	ONSTATUS.AT2.on
I0289	ALMSTAT.ALM11.on
I0290	ALMSTAT.ALM12.on
I0291	ALMSTAT.ALM13.on
I0293	ALMSTAT.ALM14.on
I0297	ALMSTAT.ALM21.on
I0298	ALMSTAT.ALM22.on
I0299	ALMSTAT.ALM23.on
I0301	ALMSTAT.ALM24.on
I0353	ONSTATUS.DI1.on
I0354	ONSTATUS.DI2.on
I0355	ONSTATUS.DI3.on
I0356	ONSTATUS.DI4.on
I0357	ONSTATUS.DI5.on
I0358	ONSTATUS.DI6.on
I0359	ONSTATUS.DI7.on
I0361	ONSTATUS.DP1.on
I0362	ONSTATUS.DP2.on
I0363	ONSTATUS.MG1.on
I0364	ONSTATUS.MG2.on
I0365	ONSTATUS.MG3.on
I0366	ONSTATUS.MG4.on
I0385	OFFSTATUS.AD1ERR.off
I0386	OFFSTATUS.AD2ERR.off
I0387	OFFSTATUS.AD3ERR.off

Register Address	Tag Address
I0389	OFFSTATUS.AD1BO.off
I0390	OFFSTATUS.AD2BO.off
I0391	OFFSTATUS.AD3BO.off
I0393	OFFSTATUS.RJC1ERR.off
I0394	OFFSTATUS.RJC2ERR.off
I0396	OFFSTATUS.VLERR.off
I0397	OFFSTATUS.VLBO.off
I0401	OFFSTATUS.PV1ADC.off
I0402	OFFSTATUS.PV1BO.off
I0403	OFFSTATUS.RJC1ERR.off
I0405	OFFSTATUS.PV1+over.off
I0406	OFFSTATUS.PV1-over.off
I0409	OFFSTATUS.CSV1ADC.off
I0410	OFFSTATUS.CSV1BO.off
I0413	OFFSTATUS.C.CSV1ADC.off
I0414	OFFSTATUS.C.CSV1BO.off
I0415	OFFSTATUS.AT1ERR.off
I0417	OFFSTATUS.PV2ADC.off
I0418	OFFSTATUS.PV2BO.off
I0419	OFFSTATUS.RJC2ERR.off
I0421	OFFSTATUS.PV2+over.off
I0422	OFFSTATUS.PV2-over.off
I0425	OFFSTATUS.CSV2ADC.off
I0426	OFFSTATUS.CSV2BO.off
I0429	OFFSTATUS.C.CSV2ADC.off
I0430	OFFSTATUS.C.CSV2BO.off
I0431	OFFSTATUS.AT2ERR.off
I0433	OFFSTATUS.CALB.E.off
I0435	OFFSTATUS.USER.E.off
I0437	OFFSTATUS.USMD.off
I0438	OFFSTATUS.RANGE.off
I0439	OFFSTATUS.SETUP.off
I0441	OFFSTATUS.PARA.E.off
I0442	OFFSTATUS.MODE.E.off
I0445	OFFSTATUS.EEP.E.off
I0447	OFFSTATUS.SYSTEM.E.off
I0451	OFFSTATUS.R/S.off
I0453	OFFSTATUS.CAS1.off
I0454	OFFSTATUS.AUT1.off

Register Address	Tag Address
I0455	OFFSTATUS.MAN1.off
I0463	OFFSTATUS.AT1.off
I0467	OFFSTATUS.O/C.off
I0469	OFFSTATUS.CAS2.off
I0470	OFFSTATUS.AUT2.off
I0471	OFFSTATUS.MAN2.off
I0479	OFFSTATUS.AT2.off
I0481	ALMSTAT.ALM11.off
I0482	ALMSTAT.ALM12.off
I0483	ALMSTAT.ALM13.off
I0485	ALMSTAT.ALM14.off
I0489	ALMSTAT.ALM21.off
I0490	ALMSTAT.ALM22.off
I0491	ALMSTAT.ALM23.off
I0493	ALMSTAT.ALM24.off
I0545	ALMSTAT.DI1.off
I0546	ALMSTAT.DI2.off
I0547	ALMSTAT.DI3.off
I0548	ALMSTAT.DI4.off
I0549	ALMSTAT.DI5.off
I0550	ALMSTAT.DI6.off
I0551	ALMSTAT.DI7.off
I0553	ALMSTAT.DP1.off
I0554	ALMSTAT.DP2.off
I0555	ALMSTAT.MG1.off
I0556	ALMSTAT.MG2.off
I0557	ALMSTAT.MG3.off
I0558	ALMSTAT.MG4.off
I0577	STATUS.CSVNO.0
I0578	STATUS.CSVNO.1
I0579	STATUS.CSVNO.2
I0580	STATUS.CSVNO.3
I0593	STATUS.PIDNO1.0
I0594	STATUS.PIDNO1.1
I0595	STATUS.PIDNO1.2
I0596	STATUS.PIDNO1.3
I0609	STATUS.PIDNO2.0
I0610	STATUS.PIDNO2.1
I0611	STATUS.PIDNO2.2

Register Address	Tag Address
I0612	STATUS.PIDNO2.3
I0657	STATUS.TIM.1S
I0658	STATUS.TIM.5S
I0659	STATUS.TIM.10S
I0661	STATUS.TIM.1M
I0672	STATUS.PON
I0674	STATUS.LP2
I0675	STATUS.MV
I0676	STATUS.ALM
I0681	STATUS.DEV1713
I0682	STATUS.DEV1Z
I0683	STATUS.DEV1+
I0685	STATUS.DEV2717
I0686	STATUS.DEV2Z
I0687	STATUS.DEV2+
I0689	STATUS.ALO11
I0690	STATUS.ALO12
I0691	STATUS.ALO13
I0693	STATUS.ALO14
I0697	STATUS.ALO21
I0698	STATUS.ALO22
I0699	STATUS.ALO23
I0701	STATUS.ALO24
I0721	STATUS.UR1
I0722	STATUS.UR2
I0723	STATUS.UR3
I0724	STATUS.UR4
I0725	STATUS.UR5
I0726	STATUS.UR6
I0727	STATUS.UR7
I0728	STATUS.UR8
I0729	STATUS.UR9
I0730	STATUS.UR10
I0731	STATUS.UR11
I0732	STATUS.UR12
I0733	STATUS.UR13
I0734	STATUS.UR14
I0735	STATUS.UR15
I0736	STATUS.UR16

Register Address	Tag Address
I0737	STATUS.UR17
I0738	STATUS.UR18
I0739	STATUS.UR19
I0740	STATUS.UR20
I0741	STATUS.UR21
I0742	STATUS.UR22
I0743	STATUS.UR23
I0744	STATUS.UR24
I0745	STATUS.UR25
I0746	STATUS.UR26
I0747	STATUS.UR27
I0748	STATUS.UR28
I0749	STATUS.UR29
I0752	STATUS.UR32
I0753	STATUS.UR33
I0754	STATUS.UR34
I0755	STATUS.UR35
I0756	STATUS.UR36
I0757	STATUS.UR37
I0758	STATUS.UR38
I0759	STATUS.UR39
I0760	STATUS.UR40
I0761	STATUS.UR41
I0762	STATUS.UR42
I0763	STATUS.UR43
I0764	STATUS.UR44
I0765	STATUS.UR45
I0766	STATUS.UR46
I0767	STATUS.UR47
I0768	STATUS.UR48

Process Parameters Addressing for UT130/UT150/UT152/UT155/UP150

The driver supports the following Process parameter addresses for UT130/UT150/UT152/UT155/UP150. The default data type for each address type is shown in **bold**.

Address Format	Data Types	Access
PROCESS.A1	Boolean, Byte, Word, Short, Float	Read/Write
PROCESS.A2	Boolean, Byte, Word, Short, Float	Read/Write
PROCESS.ADR	Boolean, Byte, Word, Short, Float	Read/Write
PROCESS.AL1	Boolean, Byte, Word, Short, Float	Read/Write

Address Format	Data Types	Access
PROCESS.AL2	Boolean, Byte, Word, Short, Float	Read/Write
PROCESS.AT	Boolean, Byte, Word, Short, Float	Read/Write
PROCESS.BPS	Boolean, Byte, Word, Short, Float	Read/Write
PROCESS.BS	Boolean, Byte, Word, Short, Float	Read/Write
PROCESS.COL	Boolean, Byte, Word, Short, Float	Read/Write
PROCESS.COOUT	Boolean, Byte, Word, Short, Float	Read Only
PROCESS.CSP	Boolean, Byte, Word, Short, Float	Read Only
PROCESS.CSP1	Boolean, Byte, Word, Short, Float	Read/Write
PROCESS.CT	Boolean, Byte, Word, Short, Float	Read/Write
PROCESS.CTC	Boolean, Byte, Word, Short, Float	Read/Write
PROCESS.CTL	Boolean, Byte, Word, Short, Float	Read/Write
PROCESS.DB	Boolean, Byte, Word, Short, Float	Read/Write
PROCESS.DIS	Boolean, Byte, Word, Short, Float	Read/Write
PROCESS.DLN	Boolean, Byte, Word, Short, Float	Read/Write
PROCESS.DNR	Boolean, Byte, Word, Short, Float	Read/Write
PROCESS.DP	Boolean, Byte, Word, Short, Float	Read/Write
PROCESS.DR	Boolean, Byte, Word, Short, Float	Read/Write
PROCESS.DSP	Boolean, Byte, Word, Short, Float	Read/Write
PROCESS.EOT	Boolean, Byte, Word, Short, Float	Read/Write
PROCESS.FL	Boolean, Byte, Word, Short, Float	Read/Write
PROCESS.HC	Boolean, Byte, Word, Short, Float	Read Only
PROCESS.HOUT	Boolean, Byte, Word, Short, Float	Read Only
PROCESS.HY1	Boolean, Byte, Word, Short, Float	Read/Write
PROCESS.HY2	Boolean, Byte, Word, Short, Float	Read/Write
PROCESS.HYS	Boolean, Byte, Word, Short, Float	Read/Write
PROCESS.IN	Boolean, Byte, Word, Short, Float	Read/Write
PROCESS.LOC	Boolean, Byte, Word, Short, Float	Read/Write
PROCESS.MR	Boolean, Byte, Word, Short, Float	Read/Write
PROCESS.OUT	Boolean, Byte, Word, Short, Float	Read Only
PROCESS.P	Boolean, Byte, Word, Short, Float	Read/Write
PROCESS.PRI	Boolean, Byte, Word, Short, Float	Read/Write
PROCESS.PSL	Boolean, Byte, Word, Short, Float	Read/Write
PROCESS.PV	Boolean, Byte, Word, Short, Float	Read Only
PROCESS.RH	Boolean, Byte, Word, Short, Float	Read/Write
PROCESS.RL	Boolean, Byte, Word, Short, Float	Read/Write
PROCESS.RTH	Boolean, Byte, Word, Short, Float	Read/Write
PROCESS.RTL	Boolean, Byte, Word, Short, Float	Read/Write
PROCESS.SC	Boolean, Byte, Word, Short, Float	Read/Write
PROCESS.SP1	Boolean, Byte, Word, Short, Float	Read/Write
PROCESS.SP2	Boolean, Byte, Word, Short, Float	Read/Write

Address Format	Data Types	Access
PROCESS.SPH	Boolean, Byte, Word, Short, Float	Read/Write
PROCESS.SPL	Boolean, Byte, Word, Short, Float	Read/Write
PROCESS.SPNO	Boolean, Byte, Word, Short, Float	Read Only
PROCESS.STP	Boolean, Byte, Word, Short, Float	Read/Write
PROCESS.T1	Boolean, Byte, Word, Short, Float	Read Only
PROCESS.T2	Boolean, Byte, Word, Short, Float	Read Only
PROCESS.TMU	Boolean, Byte, Word, Short, Float	Read/Write
PROCESS.TTU	Boolean, Byte, Word, Short, Float	Read/Write
PROCESS.UPR	Boolean, Byte, Word, Short, Float	Read/Write
PROCESS.D	Boolean, Byte, Word , Short , Float	Read/Write
PROCESS.I	Boolean, Byte, Word , Short, Float	Read/Write
PROCESS.STATUS	Boolean, Byte, Word , Short, Float	Read Only

Status Addressing for UT130/UT150/UT152/UT155/UP150

The driver supports Boolean status addresses for UT130/UT150/UT152/UT155/UP150.

Address Format	Data Types	Access
STATUS.ADERR.ST	Boolean	Read Only
STATUS.ALM1.ST	Boolean	Read Only
STATUS.ALM2.ST	Boolean	Read Only
STATUS.BO.ST	Boolean	Read Only
STATUS.CALB.E.ST	Boolean	Read Only
STATUS.EEP.E.ST	Boolean	Read Only
STATUS.PARA.E.ST	Boolean	Read Only
STATUS.PV+OVER.ST	Boolean	Read Only
STATUS.PV-OVER.ST	Boolean	Read Only
STATUS.RJCERR.ST	Boolean	Read Only
STATUS.SYSTEM.E.ST	Boolean	Read Only

User Area Parameter Addressing for UT130/UT150/UT152/UT155/UP150

The driver supports the following User Area parameter addresses for UT130/UT150/UT152/UT155/UP150. The default data type for each address type is shown in **bold**.

Address Format	Data Types	Access
USRAREA.UR1	Boolean, Byte, Word , Short, Float	Read/Write
USRAREA.UR10	Boolean, Byte, Word , Short, Float	Read/Write
USRAREA.UR11	Boolean, Byte, Word , Short, Float	Read/Write
USRAREA.UR12	Boolean, Byte, Word , Short, Float	Read/Write
USRAREA.UR13	Boolean, Byte, Word , Short, Float	Read/Write
USRAREA.UR14	Boolean, Byte, Word , Short, Float	Read/Write

Address Format	Data Types	Access
USRAREA.UR15	Boolean, Byte, Word , Short, Float	Read/Write
USRAREA.UR16	Boolean, Byte, Word , Short, Float	Read/Write
USRAREA.UR17	Boolean, Byte, Word , Short, Float	Read/Write
USRAREA.UR18	Boolean, Byte, Word , Short, Float	Read/Write
USRAREA.UR19	Boolean, Byte, Word , Short, Float	Read/Write
USRAREA.UR2	Boolean, Byte, Word , Short, Float	Read/Write
USRAREA.UR20	Boolean, Byte, Word , Short, Float	Read/Write
USRAREA.UR21	Boolean, Byte, Word , Short, Float	Read/Write
USRAREA.UR22	Boolean, Byte, Word , Short, Float	Read/Write
USRAREA.UR23	Boolean, Byte, Word , Short, Float	Read/Write
USRAREA.UR24	Boolean, Byte, Word , Short, Float	Read/Write
USRAREA.UR25	Boolean, Byte, Word , Short, Float	Read/Write
USRAREA.UR26	Boolean, Byte, Word , Short, Float	Read/Write
USRAREA.UR27	Boolean, Byte, Word , Short, Float	Read/Write
USRAREA.UR28	Boolean, Byte, Word , Short, Float	Read/Write
USRAREA.UR29	Boolean, Byte, Word , Short, Float	Read/Write
USRAREA.UR3	Boolean, Byte, Word , Short, Float	Read/Write
USRAREA.UR30	Boolean, Byte, Word , Short, Float	Read/Write
USRAREA.UR31	Boolean, Byte, Word , Short, Float	Read/Write
USRAREA.UR32	Boolean, Byte, Word , Short, Float	Read/Write
USRAREA.UR4	Boolean, Byte, Word , Short, Float	Read/Write
USRAREA.UR5	Boolean, Byte, Word , Short, Float	Read/Write
USRAREA.UR6	Boolean, Byte, Word , Short, Float	Read/Write
USRAREA.UR7	Boolean, Byte, Word , Short, Float	Read/Write
USRAREA.UR8	Boolean, Byte, Word , Short, Float	Read/Write
USRAREA.UR9	Boolean, Byte, Word , Short, Float	Read/Write

Absolute Address Mapping (D0001-D0312) for UT130/UT150/UT152/UT155/UP150

Register to Tag Address Mapping for registers D0000-D0312 are shown below.

● **Note:** Registers missing in the given range are either not applicable for this device model or are not supported.

Register Address	Tag Address
D0001	PROCESS.STATUS
D0002	PROCESS.PV
D0003	PROCESS.CSP
D0004	PROCESS.OUT
D0005	PROCESS.HOUT

Register Address	Tag Address
D0006	PROCESS.COOUT
D0007	PROCESS.HC
D0008	PROCESS.T1
D0009	PROCESS.T2
D0010	PROCESS.SPNO
D0101	PROCESS.A1
D0102	PROCESS.A2
D0103	PROCESS.CTL
D0104	PROCESS.AT
D0105	PROCESS.P
D0106	PROCESS.I
D0107	PROCESS.D
D0108	PROCESS.MR
D0109	PROCESS.COL
D0110	PROCESS.DB
D0111	PROCESS.HYS
D0112	PROCESS.CT
D0113	PROCESS.CTC
D0114	PROCESS.SP1
D0115	PROCESS.SP2
D0116	PROCESS.FL
D0117	PROCESS.BS
D0118	PROCESS.LOC
D0120	PROCESS.CSP1
D0201	PROCESS.UPR
D0202	PROCESS.DNR
D0203	PROCESS.AL1
D0204	PROCESS.AL2
D0205	PROCESS.HY1
D0206	PROCESS.HY2
D0207	PROCESS.SC
D0208	PROCESS.DR
D0209	PROCESS.DSP
D0210	PROCESS.PSL
D0211	PROCESS.ADR
D0212	PROCESS.BPS
D0213	PROCESS.PRI
D0214	PROCESS.STP
D0215	PROCESS.DLN

Register Address	Tag Address
D0301	PROCESS.IN
D0302	PROCESS.DP
D0303	PROCESS.RH
D0304	PROCESS.RL
D0305	PROCESS.SPH
D0306	PROCESS.SPL
D0307	PROCESS.TMU
D0308	PROCESS.DIS
D0309	PROCESS.EOT
D0310	PROCESS.TTU
D0311	PROCESS.RTH
D0312	PROCESS.RTL

Absolute Address Mapping (I0001-I0051) for UT150/UT130/UT152/UT155/UP150

Register to Tag Address Mapping for registers I0001-I0051 are shown below.

● **Note:** Registers missing in the given range are either not applicable for this device model or are not supported.

Register Address	Tag Address
I0001	STATUS.ALM1.ST
I0002	STATUS.ALM2.ST
I0005	STATUS.PV+OVER.ST
I0006	STATUS.PV-OVER.ST
I0007	STATUS.BO.ST
I0009	STATUS.SYSTEM.E.ST
I0010	STATUS.CALB.E.ST
I0011	STATUS.PARA.E.ST
I0013	STATUS.ADERR.ST
I0014	STATUS.RJCERR.ST
I0015	STATUS.EEP.E.ST
I0017	USRAREA.UR1
I0018	USRAREA.UR2
I0019	USRAREA.UR3
I0020	USRAREA.UR4
I0021	USRAREA.UR5
I0022	USRAREA.UR6
I0023	USRAREA.UR7

Register Address	Tag Address
I0024	USRAREA.UR8
I0025	USRAREA.UR9
I0026	USRAREA.UR10
I0027	USRAREA.UR11
I0028	USRAREA.UR12
I0029	USRAREA.UR13
I0030	USRAREA.UR14
I0031	USRAREA.UR15
I0032	USRAREA.UR16
I0033	USRAREA.UR17
I0034	USRAREA.UR18
I0035	USRAREA.UR19
I0036	USRAREA.UR20
I0037	USRAREA.UR21
I0038	USRAREA.UR22
I0039	USRAREA.UR23
I0040	USRAREA.UR24
I0041	USRAREA.UR25
I0042	USRAREA.UR26
I0043	USRAREA.UR27
I0044	USRAREA.UR28
I0045	USRAREA.UR29
I0046	USRAREA.UR30
I0047	USRAREA.UR31
I0048	USRAREA.UR32

Process Parameters Addressing for UT150L

The driver supports the following Process parameter addresses for UT150L. The default data type for each address type is shown in **bold**.

Address Format	Data Types	Access
PROCESS.A1	Boolean, Byte, Word, Short, Float	Read/Write
PROCESS.A2	Boolean, Byte, Word, Short, Float	Read/Write
PROCESS.ADR	Boolean, Byte, Word, Short, Float	Read/Write
PROCESS.AL1	Boolean, Byte, Word, Short, Float	Read/Write
PROCESS.AL2	Boolean, Byte, Word, Short, Float	Read/Write
PROCESS.BPS	Boolean, Byte, Word, Short, Float	Read/Write
PROCESS.BS	Boolean, Byte, Word, Short, Float	Read/Write
PROCESS.CSP	Boolean, Byte, Word, Short, Float	Read Only
PROCESS.CSP1	Boolean, Byte, Word, Short, Float	Read/Write

Address Format	Data Types	Access
PROCESS.DIS	Boolean, Byte, Word, Short, Float	Read/Write
PROCESS.DLN	Boolean, Byte, Word, Short, Float	Read/Write
PROCESS.DP	Boolean, Byte, Word, Short, Float	Read/Write
PROCESS.FL	Boolean, Byte, Word, Short, Float	Read/Write
PROCESS.HILO	Boolean, Byte, Word, Short, Float	Read/Write
PROCESS.HY1	Boolean, Byte, Word, Short, Float	Read/Write
PROCESS.HY2	Boolean, Byte, Word, Short, Float	Read/Write
PROCESS.HYS	Boolean, Byte, Word, Short, Float	Read/Write
PROCESS.IN	Boolean, Byte, Word, Short, Float	Read/Write
PROCESS.LOC	Boolean, Byte, Word, Short, Float	Read/Write
PROCESS.MOD	Boolean, Byte, Word, Short, Float	Read Only
PROCESS.OPSL	Boolean, Byte, Word, Short, Float	Read/Write
PROCESS.PRI	Boolean, Byte, Word, Short, Float	Read/Write
PROCESS.PSL	Boolean, Byte, Word, Short, Float	Read/Write
PROCESS.PV	Boolean, Byte, Word, Short, Float	Read Only
PROCESS.RH	Boolean, Byte, Word, Short, Float	Read/Write
PROCESS.RL	Boolean, Byte, Word, Short, Float	Read/Write
PROCESS.SP1	Boolean, Byte, Word, Short, Float	Read/Write
PROCESS.SPH	Boolean, Byte, Word, Short, Float	Read/Write
PROCESS.SPL	Boolean, Byte, Word, Short, Float	Read/Write
PROCESS.STP	Boolean, Byte, Word, Short, Float	Read/Write
PROCESS.TIM	Boolean, Byte, Word, Short, Float	Read Only
PROCESS.STATUS	Boolean, Byte, Word , Short, Float	Read Only

Status Addressing for UT150L

The driver supports Boolean status addresses for UT150L.

Address Format	Data Types	Access
STATUS.ADERR.ST	Boolean	Read Only
STATUS.ALM1.ST	Boolean	Read Only
STATUS.ALM2.ST	Boolean	Read Only
STATUS.BO.ST	Boolean	Read Only
STATUS.CALB.E.ST	Boolean	Read Only
STATUS.EEP.E.ST	Boolean	Read Only
STATUS.EXD	Boolean	Read/Write
STATUS.OUT	Boolean	Read/Write
STATUS.PARA.E.ST	Boolean	Read Only
STATUS.PV+OVER.ST	Boolean	Read Only
STATUS.PV-OVER.ST	Boolean	Read Only

Address Format	Data Types	Access
STATUS.RJCERR.ST	Boolean	Read Only
STATUS.SYSTEM.E.ST	Boolean	Read Only

User Area Parameter Addressing for UT150L

The driver supports the following User Area parameter addresses for UT150L. The default data type for each address type is shown in **bold**.

Address Format	Data Types	Access
USRAREA.UR1	Boolean, Byte, Word , Short, Float	Read/Write
USRAREA.UR10	Boolean, Byte, Word , Short, Float	Read/Write
USRAREA.UR11	Boolean, Byte, Word , Short, Float	Read/Write
USRAREA.UR12	Boolean, Byte, Word , Short, Float	Read/Write
USRAREA.UR13	Boolean, Byte, Word , Short, Float	Read/Write
USRAREA.UR14	Boolean, Byte, Word , Short, Float	Read/Write
USRAREA.UR15	Boolean, Byte, Word , Short, Float	Read/Write
USRAREA.UR16	Boolean, Byte, Word , Short, Float	Read/Write
USRAREA.UR17	Boolean, Byte, Word , Short, Float	Read/Write
USRAREA.UR18	Boolean, Byte, Word , Short, Float	Read/Write
USRAREA.UR19	Boolean, Byte, Word , Short, Float	Read/Write
USRAREA.UR2	Boolean, Byte, Word , Short, Float	Read/Write
USRAREA.UR20	Boolean, Byte, Word , Short, Float	Read/Write
USRAREA.UR21	Boolean, Byte, Word , Short, Float	Read/Write
USRAREA.UR22	Boolean, Byte, Word , Short, Float	Read/Write
USRAREA.UR23	Boolean, Byte, Word , Short, Float	Read/Write
USRAREA.UR24	Boolean, Byte, Word , Short, Float	Read/Write
USRAREA.UR25	Boolean, Byte, Word , Short, Float	Read/Write
USRAREA.UR26	Boolean, Byte, Word , Short, Float	Read/Write
USRAREA.UR27	Boolean, Byte, Word , Short, Float	Read/Write
USRAREA.UR28	Boolean, Byte, Word , Short, Float	Read/Write
USRAREA.UR29	Boolean, Byte, Word , Short, Float	Read/Write
USRAREA.UR3	Boolean, Byte, Word , Short, Float	Read/Write
USRAREA.UR30	Boolean, Byte, Word , Short, Float	Read/Write
USRAREA.UR31	Boolean, Byte, Word , Short, Float	Read/Write
USRAREA.UR32	Boolean, Byte, Word , Short, Float	Read/Write
USRAREA.UR4	Boolean, Byte, Word , Short, Float	Read/Write
USRAREA.UR5	Boolean, Byte, Word , Short, Float	Read/Write
USRAREA.UR6	Boolean, Byte, Word , Short, Float	Read/Write
USRAREA.UR7	Boolean, Byte, Word , Short, Float	Read/Write
USRAREA.UR8	Boolean, Byte, Word , Short, Float	Read/Write
USRAREA.UR9	Boolean, Byte, Word , Short, Float	Read/Write

Absolute Address Mapping (D0001-D0306) for UT150L

Register to Tag Address Mapping for registers D0000-D0306 are shown below.

● **Note:** Registers missing in the given range are either not applicable for this device model or are not supported.

Register Address	Tag Address
D0001	PROCESS.STATUS
D0002	PROCESS.PV
D0003	PROCESS.CSP
D0009	PROCESS.TIM
D0010	PROCESS.MOD
D0101	PROCESS.A1
D0102	PROCESS.A2
D0111	PROCESS.HYS
D0114	PROCESS.SP1
D0116	PROCESS.FL
D0117	PROCESS.BS
D0118	PROCESS.LOC
D0120	PROCESS.CSP1
D0203	PROCESS.AL1
D0204	PROCESS.AL2
D0205	PROCESS.HY1
D0206	PROCESS.HY2
D0207	PROCESS.DIS
D0208	PROCESS.HILO
D0209	PROCESS.OPSL
D0210	PROCESS.PSL
D0211	PROCESS.ADR
D0212	PROCESS.BPS
D0213	PROCESS.PRI
D0214	PROCESS.STP
D0215	PROCESS.DLN
D0301	PROCESS.IN
D0302	PROCESS.DP
D0303	PROCESS.RH
D0304	PROCESS.RL
D0305	PROCESS.SPH
D0306	PROCESS.SPL

Absolute Address Mapping (I0001-I0051) for UT150L

Register to Tag Address Mapping for registers I0001-I0051 are shown below.

● **Note:** Registers missing in the given range are either not applicable for this device model or are not supported.

Register Address	Tag Address
I0001	STATUS.ALM1.ST
I0002	STATUS.ALM2.ST
I0005	STATUS.PV+OVER.ST
I0006	STATUS.PV-OVER.ST
I0007	STATUS.BO.ST
I0009	STATUS.SYSTEM.E.ST
I0010	STATUS.CALB.E.ST
I0011	STATUS.PARA.E.ST
I0013	STATUS.ADERR.ST
I0014	STATUS.RJCERR.ST
I0015	STATUS.EEP.E.ST
I0017	USRAREA.UR1
I0018	USRAREA.UR2
I0019	USRAREA.UR3
I0020	USRAREA.UR4
I0021	USRAREA.UR5
I0022	USRAREA.UR6
I0023	USRAREA.UR7
I0024	USRAREA.UR8
I0025	USRAREA.UR9
I0026	USRAREA.UR10
I0027	USRAREA.UR11
I0028	USRAREA.UR12
I0029	USRAREA.UR13
I0030	USRAREA.UR14
I0031	USRAREA.UR15
I0032	USRAREA.UR16
I0033	USRAREA.UR17
I0034	USRAREA.UR18
I0035	USRAREA.UR19
I0036	USRAREA.UR20
I0037	USRAREA.UR21
I0038	USRAREA.UR22
I0039	USRAREA.UR23

Register Address	Tag Address
I0040	USRAREA.UR24
I0041	USRAREA.UR25
I0042	USRAREA.UR26
I0043	USRAREA.UR27
I0044	USRAREA.UR28
I0045	USRAREA.UR29
I0046	USRAREA.UR30
I0047	USRAREA.UR31
I0048	USRAREA.UR32
I0050	STATUS.EXD
I0051	STATUS.OUT

OP Mode Parameters Addressing for UT351

The driver supports the following OP Mode parameters addresses for UT351. The default data type for each address type is shown in **bold**.

Address Format	Data Types	Access
OPMODE.A/M	Boolean , Byte, Word, Short, Float	Read/Write
OPMODE.C.RSP	Boolean, Byte, Word , Short, Float	Read/Write
OPMODE.MOUT	Boolean, Byte, Word , Short, Float	Read/Write
OPMODE.MOUTC	Boolean, Byte, Word , Short, Float	Read/Write
OPMODE.SPNO	Boolean, Byte, Word , Short, Float	Read/Write

OP Related Parameters Addressing for UT351

The driver supports the following OP related parameters addresses for UT351. The default data type for each address type is shown in **bold**.

Address Format	Data Types	Access
OPRELPARAM.A1	Boolean, Byte, Word , Short, Float	Read/Write
OPRELPARAM.A2	Boolean, Byte, Word , Short, Float	Read/Write
OPRELPARAM.A3	Boolean, Byte, Word , Short, Float	Read/Write
OPRELPARAM.AT	Boolean, Byte , Word, Short, Float	Read/Write
OPRELPARAM.BS	Boolean, Byte, Word, Short, Float	Read/Write
OPRELPARAM.DNR	Boolean, Byte, Word, Short, Float	Read/Write
OPRELPARAM.DR	Boolean	Read/Write
OPRELPARAM.FL	Boolean, Byte, Word , Short, Float	Read/Write
OPRELPARAM.HB1	Boolean, Byte, Word , Short, Float	Read/Write
OPRELPARAM.HB2	Boolean, Byte, Word , Short, Float	Read/Write
OPRELPARAM.HYS	Boolean, Byte, Word, Short, Float	Read/Write
OPRELPARAM.OH	Boolean, Byte, Word , Short, Float	Read/Write

Address Format	Data Types	Access
OPRELPARAM.OL	Boolean, Byte, Word , Short, Float	Read/Write
OPRELPARAM.ORB	Boolean, Byte, Word, Short, Float	Read/Write
OPRELPARAM.ORH	Boolean, Byte, Word , Short, Float	Read/Write
OPRELPARAM.ORK	Boolean, Byte, Word , Short, Float	Read/Write
OPRELPARAM.PCCH	Boolean, Byte, Word , Short, Float	Read/Write
OPRELPARAM.PCCL	Boolean, Byte, Word , Short, Float	Read/Write
OPRELPARAM.SC	Boolean, Byte , Word, Short, Float	Read/Write
OPRELPARAM.UPR	Boolean, Byte, Word, Short, Float	Read/Write

PID Parameters Addressing for UT351

The driver supports the following Process parameter addresses for UT351. The default data type for each address type is shown in **bold**.

Address Format	Data Types	Access
PID.RDV	Boolean, Byte, Word, Short, Float	Read/Write
PID.1.D	Boolean, Byte, Word, Short, Float	Read/Write
PID.1.DB	Boolean, Byte, Word, Short, Float	Read/Write
PID.1.Dc	Boolean, Byte, Word, Short, Float	Read/Write
PID.1.I	Boolean, Byte, Word, Short, Float	Read/Write
PID.1.Ic	Boolean, Byte, Word, Short, Float	Read/Write
PID.1.MR	Boolean, Byte, Word, Short, Float	Read/Write
PID.1.P	Boolean, Byte, Word, Short, Float	Read/Write
PID.1.Pc	Boolean, Byte, Word, Short, Float	Read/Write
PID.1.RP	Boolean, Byte, Word, Short, Float	Read/Write
PID.1.SP	Boolean, Byte, Word , Short, Float	Read/Write
PID.2.D	Boolean, Byte, Word, Short, Float	Read/Write
PID.2.DB	Boolean, Byte, Word, Short, Float	Read/Write
PID.2.Dc	Boolean, Byte, Word, Short, Float	Read/Write
PID.2.I	Boolean, Byte, Word, Short, Float	Read/Write
PID.2.Ic	Boolean, Byte, Word, Short, Float	Read/Write
PID.2.MR	Boolean, Byte, Word, Short, Float	Read/Write
PID.2.P	Boolean, Byte, Word, Short, Float	Read/Write
PID.2.Pc	Boolean, Byte, Word, Short, Float	Read/Write
PID.2.RP	Boolean, Byte, Word, Short, Float	Read/Write
PID.2.SP	Boolean, Byte, Word , Short, Float	Read/Write
PID.3.D	Boolean, Byte, Word, Short, Float	Read/Write
PID.3.DB	Boolean, Byte, Word, Short, Float	Read/Write
PID.3.Dc	Boolean, Byte, Word, Short, Float	Read/Write
PID.3.I	Boolean, Byte, Word, Short, Float	Read/Write
PID.3.Ic	Boolean, Byte, Word, Short, Float	Read/Write

Address Format	Data Types	Access
PID.3.MR	Boolean, Byte, Word, Short, Float	Read/Write
PID.3.P	Boolean, Byte, Word, Short, Float	Read/Write
PID.3.Pc	Boolean, Byte, Word, Short, Float	Read/Write
PID.3.SP	Boolean, Byte, Word , Short, Float	Read/Write
PID.4.D	Boolean, Byte, Word, Short, Float	Read/Write
PID.4.DB	Boolean, Byte, Word, Short, Float	Read/Write
PID.4.Dc	Boolean, Byte, Word, Short, Float	Read/Write
PID.4.I	Boolean, Byte, Word, Short, Float	Read/Write
PID.4.Ic	Boolean, Byte, Word, Short, Float	Read/Write
PID.4.MR	Boolean, Byte, Word, Short, Float	Read/Write
PID.4.P	Boolean, Byte, Word, Short, Float	Read/Write
PID.4.Pc	Boolean, Byte, Word, Short, Float	Read/Write
PID.4.SP	Boolean, Byte, Word , Short, Float	Read/Write

Process Parameters Addressing for UT351

The driver supports the following Process parameter addresses for UT351. The default data type for each address type is shown in **bold**.

Address Format	Data Types	Access
PROCESS.ADERROR	Boolean, Byte, Word , Short, Float	Read Only
PROCESS.ALM	Boolean, Byte, Word , Short, Float	Read Only
PROCESS.COUT	Boolean, Byte, Word, Short, , Float	Read Only
PROCESS.CSP	Boolean, Byte, Word, Short, , Float	Read Only
PROCESS.CSPNO	Boolean, Byte, Word , Short, Float	Read Only
PROCESS.ERROR	Boolean, Byte, Word , Short, Float	Read Only
PROCESS.HBC1	Boolean, Byte, Word , Short, Float	Read Only
PROCESS.HBC2	Boolean, Byte, Word , Short, Float	Read Only
PROCESS.HOUT	Boolean, Byte, Word, Short, , Float	Read Only
PROCESS.MOD	Boolean, Byte, Word , Short, Float	Read Only
PROCESS.OR	Boolean, Byte, Word, Short, Float	Read Only
PROCESS.OUT	Boolean, Byte, Word, Short, , Float	Read Only
PROCESS.PARAERR	Boolean, Byte, Word , Short, Float	Read Only
PROCESS.PIDNO	Boolean, Byte, Word , Short, Float	Read Only
PROCESS.PV	Boolean, Byte, Word, Short, , Float	Read Only

Setup Parameters Addressing for UT351

The driver supports the following Setup parameters addresses for UT351. The default data type for each address type is shown in **bold**.

Address Format	Data Types	Access
SETUP.AL1	Boolean, Byte, Word, Short, Float	Read/Write
SETUP.AL2	Boolean, Byte, Word, Short, Float	Read/Write
SETUP.AL3	Boolean, Byte, Word, Short, Float	Read/Write
SETUP.AR	Boolean, Byte, Word, Short, Float	Read Only
SETUP.C.MD	Boolean, Byte, Word, Short, Float	Read/Write
SETUP.C.S1	Boolean, Byte, Word, Short, Float	Read/Write
SETUP.C.S2	Boolean, Byte, Word, Short, Float	Read/Write
SETUP.C.S3	Boolean, Byte, Word, Short, Float	Read/Write
SETUP.C.S4	Boolean, Byte, Word, Short, Float	Read/Write
SETUP.DIS	Boolean, Byte, Word, Short, Float	Read/Write
SETUP.DY1	Boolean, Byte, Word, Short, Float	Read/Write
SETUP.DY2	Boolean, Byte, Word, Short, Float	Read/Write
SETUP.DY3	Boolean, Byte, Word, Short, Float	Read/Write
SETUP.ERJC	Boolean, Byte, Word, Short, Float	Read/Write
SETUP.HY1	Boolean, Byte, Word , Short, Float	Read/Write
SETUP.HY2	Boolean, Byte, Word , Short, Float	Read/Write
SETUP.HY3	Boolean, Byte, Word , Short, Float	Read/Write
SETUP.LOCK	Boolean, Byte, Word, Short, Float	Read Only
SETUP.PCMD	Boolean, Byte, Word, Short, Float	Read/Write
SETUP.PO	Boolean, Byte, Word, Short, Float	Read/Write
SETUP.POC	Boolean, Byte, Word, Short, Float	Read/Write
SETUP.RET	Boolean, Byte, Word, Short, Float	Read/Write
SETUP.RTH	Boolean, Byte, Word, Short, Float	Read/Write
SETUP.RTL	Boolean, Byte, Word, Short, Float	Read/Write
SETUP.SPH	Boolean, Byte, Word, Short, Float	Read/Write
SETUP.SPL	Boolean, Byte, Word, Short, Float	Read/Write
SETUP.TMU	Boolean, Byte, Word, Short, Float	Read/Write
SETUP.ZON	Boolean, Byte, Word, Short, Float	Read/Write

Communication Parameters Addressing for UT351

The driver supports the following Communication properties addresses for UT351. The default data type for each address type is shown in **bold**.

Address Format	Data Types	Access
COMM.ADR	Boolean, Byte, Word , Short, Float	R/O
COMM.BPS	Boolean, Byte, Word , Short, Float	R/O
COMM.DLN	Boolean, Byte, Word , Short, Float	R/O
COMM.PRI	Boolean, Byte, Word , Short, Float	R/O
COMM.PSL	Boolean, Byte, Word , Short, Float	R/O
COMM.RP.T	Boolean, Byte, Word , Short, Float	R/O

Address Format	Data Types	Access
COMM.STP	Boolean, Byte, Word , Short, Float	R/O

Control Output Parameters Addressing for UT351

The driver supports the following Control Output parameters addresses for UT351. The default data type for each address type is shown in **bold**.

Address Format	Data Types	Access
CTRLOUT.CT	Boolean, Byte, Word, Short, Float	Read/Write
CTRLOUT.CTC	Boolean, Byte, Word, Short, Float	Read/Write
CTRLOUT.OT	Boolean, Byte, Word, Short, Float	Read/Write

PV Input Parameters Addressing for UT351

The driver supports the following PV Input parameters addresses for UT351. The default data type for each address type is shown in **bold**.

Address Format	Data Types	Access
PVINP.BSL	Boolean, Byte, Word, Short, Float	Read/Write
PVINP.DP	Boolean, Byte, Word, Short, Float	Read Only
PVINP.IN	Boolean, Byte, Word, Short, Float	Read/Write
PVINP.RH	Boolean, Byte, Word, Short, Float	Read/Write
PVINP.RJC	Boolean , Byte, Word, Short, Float	Read/Write
PVINP.RL	Boolean, Byte, Word, Short , Float	Read/Write
PVINP.SDP	Boolean, Byte, Word, Short, Float	Read/Write
PVINP.SH	Boolean, Byte, Word, Short, Float	Read/Write
PVINP.SL	Boolean, Byte, Word, Short, Float	Read/Write
PVINP.UNI	Boolean , Byte, Word, Short, Float	Read/Write

Status Addressing for UT351

The driver supports Boolean status addresses for UT351.

Address Format	Data Types	Access
MODEL	String	Read Only
STATUS.ADERROR.st	Boolean	Read Only
STATUS.AT.E.st	Boolean	Read Only
STATUS.AT.st	Boolean	Read Only
STATUS.AUT/MAN.st	Boolean	Read Only
STATUS.CALB.E.st	Boolean	Read Only
STATUS.EEP.E.st	Boolean	Read Only
STATUS.PARA.E.st	Boolean	Read Only
STATUS.PV+over.st	Boolean	Read Only

Address Format	Data Types	Access
STATUS.PVBO.st	Boolean	Read Only
STATUS.PV-over.st	Boolean	Read Only
STATUS.RJCERR.st	Boolean	Read Only
STATUS.S/R.st	Boolean	Read Only
STATUS.SETUP.st	Boolean	Read Only
STATUS.SYSTEM.E.st	Boolean	Read Only
ALARMSTAT.ALM1.st	Boolean	Read Only
ALARMSTAT.ALM2.st	Boolean	Read Only
ALARMSTAT.ALM3.st	Boolean	Read Only
ALARMSTAT.OR.st	Boolean	Read Only
OFFSTATUS.ADERROR.off	Boolean	Read Only
OFFSTATUS.ALM1.off	Boolean	Read Only
OFFSTATUS.ALM2.off	Boolean	Read Only
OFFSTATUS.ALM3.off	Boolean	Read Only
OFFSTATUS.AT.E.off	Boolean	Read Only
OFFSTATUS.AT.off	Boolean	Read Only
OFFSTATUS.AUT/MAN.off	Boolean	Read Only
OFFSTATUS.CALB.E.off	Boolean	Read Only
OFFSTATUS.EEP.E.off	Boolean	Read Only
OFFSTATUS.OR.off	Boolean	Read Only
OFFSTATUS.PARA.E.off	Boolean	Read Only
OFFSTATUS.PV+over.off	Boolean	Read Only
OFFSTATUS.PVBO.off	Boolean	Read Only
OFFSTATUS.PV-over.off	Boolean	Read Only
OFFSTATUS.RJCERR.off	Boolean	Read Only
OFFSTATUS.S/R.off	Boolean	Read Only
OFFSTATUS.SETUP.off	Boolean	Read Only
OFFSTATUS.SYSTEM.E.off	Boolean	Read Only
ONSTATUS.ADERROR.on	Boolean	Read Only
ONSTATUS.ALM1.on	Boolean	Read Only
ONSTATUS.ALM2.on	Boolean	Read Only
ONSTATUS.ALM3.on	Boolean	Read Only
ONSTATUS.AT.E.on	Boolean	Read Only
ONSTATUS.AT.on	Boolean	Read Only
ONSTATUS.AUT/MAN.on	Boolean	Read Only
ONSTATUS.CALB.E.on	Boolean	Read Only
ONSTATUS.EEP.E.on	Boolean	Read Only
ONSTATUS.OR.on	Boolean	Read Only
ONSTATUS.PARA.E.on	Boolean	Read Only

Address Format	Data Types	Access
ONSTATUS.PV+over.on	Boolean	Read Only
ONSTATUS.PVBO.on	Boolean	Read Only
ONSTATUS.PV-over.on	Boolean	Read Only
ONSTATUS.RJCERR.on	Boolean	Read Only
ONSTATUS.S/R.on	Boolean	Read Only
ONSTATUS.SETUP.on	Boolean	Read Only
ONSTATUS.SYSTEM.E.on	Boolean	Read Only

Absolute Address Mapping (D0001-D1253) for UT351

Register to Tag Address Mapping for registers D0001-D1253 are shown below.

● **Note:** Registers missing in the given range are either not applicable for this device model or are not supported.

Register Address	Tag Address
D0001	PROCESS.ADERROR
D0002	PROCESS.ERROR
D0003	PROCESS.PV
D0004	PROCESS.CSP
D0005	PROCESS.OUT
D0006	PROCESS.HOUT
D0007	PROCESS.COUT
D0008	PROCESS.MOD
D0009	PROCESS.PIDNO
D0010	PROCESS.CSPNO
D0011	PROCESS.ALM
D0027	PROCESS.OR
D0028	PROCESS.HBC1
D0029	PROCESS.HBC2
D0035	PROCESS.PARAERR
D0201	OPMODE.A/M
D0207	OPMODE.SPNO
D0215	OPMODE.C.RSP
D0217	OPMODE.MOUT
D0218	OPMODE.MOUTC
D0231	OPRELPARAM.A1
D0232	OPRELPARAM.A2
D0233	OPRELPARAM.A3
D0237	OPRELPARAM.PCCH
D0238	OPRELPARAM.PCCL

Register Address	Tag Address
D0241	OPRELPARAM.AT
D0242	OPRELPARAM.SC
D0243	OPRELPARAM.BS
D0244	OPRELPARAM.FL
D0245	OPRELPARAM.UPR
D0246	OPRELPARAM.DNR
D0250	OPRELPARAM.ORB
D0251	OPRELPARAM.ORH
D0252	OPRELPARAM.ORL
D0254	OPRELPARAM.OH
D0255	OPRELPARAM.OL
D0256	OPRELPARAM.HYS
D0257	OPRELPARAM.DR
D0258	OPRELPARAM.HB1
D0259	OPRELPARAM.HB2
D0301	PID.1.SP
D0306	PID.1.P
D0307	PID.1.I
D0308	PID.1.D
D0311	PID.1.MR
D0314	PID.1.Pc
D0315	PID.1.Ic
D0316	PID.1.Dc
D0318	PID.1.DB
D0319	PID.1.RP
D0326	PID.2.SP
D0331	PID.2.P
D0332	PID.2.I
D0333	PID.2.D
D0336	PID.2.MR
D0339	PID.2.Pc
D0340	PID.2.Ic
D0341	PID.2.Dc
D0343	PID.2.DB
D0344	PID.2.RP
D0351	PID.3.SP
D0356	PID.3.P
D0357	PID.3.I
D0358	PID.3.D

Register Address	Tag Address
D0361	PID.3.MR
D0364	PID.3.Pc
D0365	PID.3.Ic
D0366	PID.3.Dc
D0368	PID.3.DB
D0376	PID.4.SP
D0381	PID.4.P
D0382	PID.4.I
D0383	PID.4.D
D0386	PID.4.MR
D0389	PID.4.Pc
D0390	PID.4.Ic
D0391	PID.4.Dc
D0393	PID.4.DB
D0494	PID.RDV
D0904	SETUP.TMU
D0915	SETUP.AL1
D0916	SETUP.AL2
D0917	SETUP.AL3
D0919	SETUP.HY1
D0920	SETUP.HY2
D0921	SETUP.HY3
D0924	SETUP.PO
D0925	SETUP.POc
D0927	SETUP.C.MD
D0928	SETUP.AR
D0929	SETUP.ZON
D0932	SETUP.DIS
D0933	SETUP.SPH
D0934	SETUP.SPL
D0935	SETUP.DY1
D0936	SETUP.DY2
D0937	SETUP.DY3
D1013	SETUP.RET
D1014	SETUP.RTH
D1015	SETUP.RTL
D1036	SETUP.LOCK
D1037	SETUP.PCMD
D1038	SETUP.ERJC

Register Address	Tag Address
D1101	SETUP.C.S1
D1102	SETUP.C.S2
D1103	SETUP.C.S3
D1104	SETUP.C.S4
D1201	PVINP.IN
D1202	PVINP.UNI
D1203	PVINP.DP
D1204	PVINP.RH
D1205	PVINP.RL
D1206	PVINP.SDP
D1207	PVINP.SH
D1208	PVINP.SL
D1209	PVINP.BSL
D1210	PVINP.RJC
D1238	CTRLOUT.OT
D1240	CTRLOUT.CT
D1242	CTRLOUT.CTC
D1247	COMM.PSL
D1248	COMM.BPS
D1249	COMM.PRI
D1250	COMM.STP
D1251	COMM.DLN
D1252	COMM.ADR
D1253	COMM.RP.T

Absolute Address Mapping (I0001-I0486) for UT351

Register to Tag Address Mapping for registers I0001-I0486 are shown below.

Note: Registers missing in the given range are either not applicable for this device model or are not supported.

Register Address	Tag Address
I0001	STATUS.ADERROR.st
I0018	STATUS.PVBO.st
I0019	STATUS.RJCERR.st
I0021	STATUS.PV+over.st
I0022	STATUS.PV-over.st
I0031	STATUS.AT.E.st
I0049	STATUS.CALB.E.st

Register Address	Tag Address
I0055	STATUS.SETUP.st
I0057	STATUS.PARA.E.st
I0061	STATUS.EEP.E.st
I0063	STATUS.SYSTEM.E.st
I0065	STATUS.AUT/MAN.st
I0067	STATUS.S/R.st
I0079	STATUS.AT.st
I0097	ALARMSTAT.ALM1.st
I0098	ALARMSTAT.ALM2.st
I0099	ALARMSTAT.ALM3.st
I0102	ALARMSTAT.OR.st
I0193	ONSTATUS.ADERROR.on
I0210	ONSTATUS.PVBO.on
I0211	ONSTATUS.RJCERR.on
I0213	ONSTATUS.PV+over.on
I0214	ONSTATUS.PV-over.on
I0223	ONSTATUS.AT.E.on
I0241	ONSTATUS.CALB.E.on
I0247	ONSTATUS.SETUP.on
I0249	ONSTATUS.PARA.E.on
I0253	ONSTATUS.EEP.E.on
I0255	ONSTATUS.SYSTEM.E.on
I0257	ONSTATUS.AUT/MAN.on
I0259	ONSTATUS.S/R.on
I0271	ONSTATUS.AT.on
I0289	ONSTATUS.ALM1.on
I0290	ONSTATUS.ALM2.on
I0291	ONSTATUS.ALM3.on
I0294	ONSTATUS.OR.on
I0385	OFFSTATUS.ADERROR.off
I0402	OFFSTATUS.PVBO.off
I0403	OFFSTATUS.RJCERR.off
I0405	OFFSTATUS.PV+over.off
I0406	OFFSTATUS.PV-over.off
I0415	OFFSTATUS.AT.E.off
I0433	OFFSTATUS.CALB.E.off
I0439	OFFSTATUS.SETUP.off
I0441	OFFSTATUS.PARA.E.off
I0445	OFFSTATUS.EEP.E.off

Register Address	Tag Address
I0447	OFFSTATUS.SYSTEM.E.off
I0449	OFFSTATUS.AUT/MAN.off
I0451	OFFSTATUS.S/R.off
I0463	OFFSTATUS.AT.off
I0481	OFFSTATUS.ALM1.off
I0482	OFFSTATUS.ALM2.off
I0483	OFFSTATUS.ALM3.off
I0486	OFFSTATUS.OR.off

OP Related Parameters Addressing for UT350L

The driver supports the following OP related parameters addresses for UT350L. The default data type for each address type is shown in **bold**.

Address Format	Data Types	Access
OPRELPARAM.A1	Boolean, Byte, Word, Short, Float	Read/Write
OPRELPARAM.A2	Boolean, Byte, Word, Short, Float	Read/Write
OPRELPARAM.A3	Boolean, Byte, Word, Short, Float	Read/Write
OPRELPARAM.BS	Boolean, Byte, Word, Short, Float	Read/Write
OPRELPARAM.FL	Boolean, Byte, Word, Short, Float	Read/Write
OPRELPARAM.H	Boolean, Byte, Word, Short, Float	Read/Write

PID Parameters Addressing for UT350L

The driver supports the following Process parameter addresses for UT350L. The default data type for each address type is shown in **bold**.

Address Format	Data Types	Access
PID.SP	Boolean, Byte, Word, Short, Float	Read/Write

Process Parameters Addressing for UT350L

The driver supports the following Process parameter addresses for UT350L. The default data type for each address type is shown in **bold**.

Address Format	Data Types	Access
PROCESS.ADERROR	Boolean, Byte, Word , Short, Float	Read Only
PROCESS.ALM	Boolean, Byte, Word , Short, Float	Read Only
PROCESS.CSP	Boolean, Byte, Word, Short, Float	Read Only
PROCESS.ERROR	Boolean, Byte, Word , Short, Float	Read Only
PROCESS.MAX/MIN	Boolean, Byte, Word , Short, Float	Read Only
PROCESS.MOD	Boolean, Byte, Word , Short, Float	Read Only
PROCESS.PARAERR	Boolean, Byte, Word , Short, Float	Read Only

Address Format	Data Types	Access
PROCESS.PV	Boolean, Byte, Word, Short, Float	Read Only
PROCESS.TIME	Boolean, Byte, Word , Short, Float	Read Only

Communication Parameters Addressing for UT350L

The driver supports the following Communication properties addresses for UT350L. The default data type for each address type is shown in **bold**.

Address Format	Data Types	Access
COMM.ADR	Boolean, Byte, Word, Short, Float	Read/Write
COMM.BPS	Boolean, Byte, Word, Short, Float	Read/Write
COMM.DLN	Boolean, Byte, Word, Short, Float	Read/Write
COMM.PRI	Boolean, Byte, Word, Short, Float	Read/Write
COMM.PSL	Boolean, Byte, Word, Short, Float	Read Only
COMM.RP.T	Boolean, Byte, Word, Short, Float	Read/Write
COMM.STP	Boolean, Byte, Word, Short, Float	Read/Write

Setup Parameters Addressing for UT350L

The driver supports the following Setup parameters addresses for UT350L. The default data type for each address type is shown in **bold**.

Address Format	Data Types	Access
SETUP.AL1	Boolean, Byte, Word, Short, Float	Read/Write
SETUP.AL2	Boolean, Byte, Word, Short, Float	Read/Write
SETUP.AL3	Boolean, Byte, Word, Short, Float	Read/Write
SETUP.DIS	Boolean, Byte, Word, Short, Float	Read/Write
SETUP.HI.LO	Boolean, Byte, Word, Short, Float	Read/Write
SETUP.HY1	Boolean, Byte, Word, Short, Float	Read/Write
SETUP.HY2	Boolean, Byte, Word, Short, Float	Read/Write
SETUP.LOCK	Boolean, Byte, Word, Short, Float	Read Only
SETUP.OP.SL	Boolean, Byte, Word, Short, Float	Read/Write
SETUP.R.MD	Boolean, Byte, Word, Short, Float	Read/Write
SETUP.RET	Boolean, Byte, Word, Short, Float	Read/Write
SETUP.RTH	Boolean, Byte, Word, Short, Float	Read/Write
SETUP.RTL	Boolean, Byte, Word, Short, Float	Read/Write
SETUP.TMU	Boolean, Byte, Word, Short, Float	Read/Write

PV Input Parameters Addressing for UT350L

The driver supports the following PV Input parameters addresses for UT350L. The default data type for each address type is shown in **bold**.

Address Format	Data Types	Access
PVINP.BSL	Boolean, Byte, Word, Short, Float	Read/Write
PVINP.IN	Boolean, Byte, Word, Short, Float	Read/Write
PVINP.RH	Boolean, Byte, Word, Short, Float	Read/Write
PVINP.RJC	Boolean , Byte, Word, Short, Float	Read/Write
PVINP.RL	Boolean , Byte, Word, Short, Float	Read/Write
PVINP.SDP	Boolean, Byte, Word, Short, Float	Read/Write
PVINP.SH	Boolean, Byte, Word, Short, Float	Read/Write
PVINP.SL	Boolean, Byte, Word, Short, Float	Read/Write
PVINP.UNI	Boolean , Byte, Word, Short, Float	Read/Write

Status Addressing for UT350L

The driver supports Boolean status addresses for UT350L.

Address Format	Data Types	Access
MODEL	String	Read Only
STATUS.ADERROR.st	Boolean	Read Only
STATUS.EXD	Boolean	Read Only
STATUS.OUT	Boolean	Read Only
STATUS.PV+over.st	Boolean	Read Only
STATUS.PVBO.st	Boolean	Read Only
STATUS.PV-over.st	Boolean	Read Only
STATUS.RJCERR.st	Boolean	Read Only
ALARMSTAT.ALM1.st	Boolean	Read Only
ALARMSTAT.ALM2.st	Boolean	Read Only

Absolute Address Mapping (D0001-D1253) for UT350L

Register to Tag Address Mapping for registers D0001-D1253 are shown below.

● **Note:** Registers missing in the given range are either not applicable for this device model or are not supported.

Register Address	Tag Address
D0001	PROCESS.ADERROR
D0002	PROCESS.ERROR
D0003	PROCESS.PV
D0004	PROCESS.CSP
D0008	PROCESS.MOD
D0009	PROCESS.TIME
D0010	PROCESS.MAX/MIN
D0011	PROCESS.ALM

Register Address	Tag Address
D0035	PROCESS.PARAERR
D0231	OPRELPARAM.A1
D0232	OPRELPARAM.A2
D0237	OPRELPARAM.PCCH
D0238	OPRELPARAM.PCCL
D0243	OPRELPARAM.BS
D0244	OPRELPARAM.FL
D0256	OPRELPARAM.H
D0301	PID.SP
D0904	SETUP.TMU
D0915	SETUP.AL1
D0916	SETUP.AL2
D0917	SETUP.AL3
D0919	SETUP.HY1
D0920	SETUP.HY2
D0930	SETUP.R.MD
D0932	SETUP.DIS
D0933	SETUP.HI.LO
D0934	SETUP.OP.SL
D1013	SETUP.RET
D1014	SETUP.RTH
D1015	SETUP.RTL
D1036	SETUP.LOCK
D1201	PVINP.IN
D1202	PVINP.UNI
D1204	PVINP.RH
D1205	PVINP.RL
D1206	PVINP.SDP
D1207	PVINP.SH
D1208	PVINP.SL
D1209	PVINP.BSL
D1210	PVINP.RJC
D1247	COMM.PSL
D1248	COMM.BPS
D1249	COMM.PRI
D1250	COMM.STP
D1251	COMM.DLN
D1252	COMM.ADR
D1253	COMM.RP.T

Absolute Address Mapping (I0001-I0098) for UT350L

Register to Tag Address Mapping for registers I0001-I0098 are shown below.

● **Note:** Registers missing in the given range are either not applicable for this device model or are not supported.

Register Address	Tag Address
I0001	STATUS.ADERROR.st
I0018	STATUS.PVBO.st
I0019	STATUS.RJCERR.st
I0021	STATUS.PV+over.st
I0022	STATUS.PV-over.st
I0066	STATUS.EXD
I0067	STATUS.OUT
I0097	ALARMSTAT.ALM1.st
I0098	ALARMSTAT.ALM2.st

OP Related Parameters Addressing for UT420

The driver supports the following OP related parameters addresses for UT420. The default data type for each address type is shown in **bold**.

Address Format	Data Types	Access
OPRELPARAM.A/M	Boolean, Byte, Word , Short, Float	Read Only
OPRELPARAM.A1	Boolean, Byte, Word , Short, Float	Read/Write
OPRELPARAM.A2	Boolean, Byte, Word , Short, Float	Read/Write
OPRELPARAM.A3	Boolean, Byte, Word , Short, Float	Read/Write
OPRELPARAM.A4	Boolean, Byte, Word , Short, Float	Read/Write
OPRELPARAM.AT	Boolean, Byte, Word , Short, Float	Read/Write
OPRELPARAM.BS	Boolean, Byte, Word , Short, Float	Read/Write
OPRELPARAM.C.RSP	Boolean, Byte, Word , Short, Float	Read/Write
OPRELPARAM.DNR	Boolean, Byte, Word , Short, Float	Read/Write
OPRELPARAM.FL	Boolean, Byte, Word , Short, Float	Read/Write
OPRELPARAM.MOUT	Boolean, Byte, Word , Short, Float	Read/Write
OPRELPARAM.MOUTc	Boolean, Byte, Word , Short, Float	Read/Write
OPRELPARAM.ORB	Boolean, Byte, Word , Short, Float	Read/Write
OPRELPARAM.ORH	Boolean, Byte, Word , Short, Float	Read/Write
OPRELPARAM.ORL	Boolean, Byte, Word , Short, Float	Read/Write
OPRELPARAM.R/L	Boolean, Byte, Word , Short, Float	Read/Write
OPRELPARAM.RBS	Boolean, Byte, Word , Short, Float	Read/Write
OPRELPARAM.RFL	Boolean, Byte, Word , Short, Float	Read/Write
OPRELPARAM.RHY	Boolean, Byte, Word , Short, Float	Read/Write
OPRELPARAM.RT	Boolean, Byte, Word , Short, Float	Read/Write

Address Format	Data Types	Access
OPRELPARAM.S/R	Boolean, Byte, Word , Short, Float	Read/Write
OPRELPARAM.SC	Boolean, Byte, Word , Short, Float	Read/Write
OPRELPARAM.SP/N	Boolean, Byte, Word , Short, Float	Read/Write
OPRELPARAM.UPR	Boolean, Byte, Word , Short, Float	Read/Write
OPRELPARAM.1.D	Boolean, Byte, Word , Short, Float	Read/Write
OPRELPARAM.1.DB	Boolean, Byte, Word , Short, Float	Read/Write
OPRELPARAM.1.Dc	Boolean, Byte, Word , Short, Float	Read/Write
OPRELPARAM.1.DR	Boolean, Byte, Word , Short, Float	Read/Write
OPRELPARAM.1.H	Boolean, Byte, Word , Short, Float	Read/Write
OPRELPARAM.1.Hc	Boolean, Byte, Word , Short, Float	Read/Write
OPRELPARAM.1.I	Boolean, Byte, Word , Short, Float	Read/Write
OPRELPARAM.1.Ic	Boolean, Byte, Word , Short, Float	Read/Write
OPRELPARAM.1.MR	Boolean, Byte, Word , Short, Float	Read/Write
OPRELPARAM.1.Oc	Boolean, Byte, Word , Short, Float	Read/Write
OPRELPARAM.1.OH	Boolean, Byte, Word , Short, Float	Read/Write
OPRELPARAM.1.OL	Boolean, Byte, Word , Short, Float	Read/Write
OPRELPARAM.1.P	Boolean, Byte, Word, Short, Float	Read/Write
OPRELPARAM.1.Pc	Boolean, Byte, Word , Short, Float	Read/Write
OPRELPARAM.1.PO	Boolean, Byte, Word , Short, Float	Read/Write
OPRELPARAM.1.RP	Boolean, Byte, Word , Short, Float	Read/Write
OPRELPARAM.1.SP	Boolean, Byte, Word , Short, Float	Read/Write
OPRELPARAM.2.D	Boolean, Byte, Word , Short, Float	Read/Write
OPRELPARAM.2.DB	Boolean, Byte, Word , Short, Float	Read/Write
OPRELPARAM.2.Dc	Boolean, Byte, Word , Short, Float	Read/Write
OPRELPARAM.2.DR	Boolean, Byte, Word , Short, Float	Read/Write
OPRELPARAM.2.H	Boolean, Byte, Word , Short, Float	Read/Write
OPRELPARAM.2.Hc	Boolean, Byte, Word , Short, Float	Read/Write
OPRELPARAM.2.I	Boolean, Byte, Word , Short, Float	Read/Write
OPRELPARAM.2.Ic	Boolean, Byte, Word , Short, Float	Read/Write
OPRELPARAM.2.MR	Boolean, Byte, Word , Short, Float	Read/Write
OPRELPARAM.2.Oc	Boolean, Byte, Word , Short, Float	Read/Write
OPRELPARAM.2.OH	Boolean, Byte, Word , Short, Float	Read/Write
OPRELPARAM.2.OL	Boolean, Byte, Word , Short, Float	Read/Write
OPRELPARAM.2.P	Boolean, Byte, Word, Short, Float	Read/Write
OPRELPARAM.2.Pc	Boolean, Byte, Word , Short, Float	Read/Write
OPRELPARAM.2.PO	Boolean, Byte, Word , Short, Float	Read/Write
OPRELPARAM.2.RP	Boolean, Byte, Word , Short, Float	Read/Write
OPRELPARAM.2.SP	Boolean, Byte, Word , Short, Float	Read/Write
OPRELPARAM.3.D	Boolean, Byte, Word , Short, Float	Read/Write
OPRELPARAM.3.DB	Boolean, Byte, Word , Short, Float	Read/Write

Address Format	Data Types	Access
OPRELPARAM.3.Dc	Boolean, Byte, Word , Short, Float	Read/Write
OPRELPARAM.3.DR	Boolean, Byte, Word , Short, Float	Read/Write
OPRELPARAM.3.H	Boolean, Byte, Word , Short, Float	Read/Write
OPRELPARAM.3.Hc	Boolean, Byte, Word , Short, Float	Read/Write
OPRELPARAM.3.I	Boolean, Byte, Word , Short, Float	Read/Write
OPRELPARAM.3.Ic	Boolean, Byte, Word , Short, Float	Read/Write
OPRELPARAM.3.MR	Boolean, Byte, Word , Short, Float	Read/Write
OPRELPARAM.3.Oc	Boolean, Byte, Word , Short, Float	Read/Write
OPRELPARAM.3.OH	Boolean, Byte, Word , Short, Float	Read/Write
OPRELPARAM.3.OL	Boolean, Byte, Word , Short, Float	Read/Write
OPRELPARAM.3.P	Boolean, Byte, Word, Short, Float	Read/Write
OPRELPARAM.3.Pc	Boolean, Byte, Word , Short, Float	Read/Write
OPRELPARAM.3.PO	Boolean, Byte, Word , Short, Float	Read/Write
OPRELPARAM.3.RP	Boolean, Byte, Word , Short, Float	Read/Write
OPRELPARAM.3.SP	Boolean, Byte, Word , Short, Float	Read/Write
OPRELPARAM.4.D	Boolean, Byte, Word , Short, Float	Read/Write
OPRELPARAM.4.DB	Boolean, Byte, Word , Short, Float	Read/Write
OPRELPARAM.4.Dc	Boolean, Byte, Word , Short, Float	Read/Write
OPRELPARAM.4.DR	Boolean, Byte, Word , Short, Float	Read/Write
OPRELPARAM.4.H	Boolean, Byte, Word , Short, Float	Read/Write
OPRELPARAM.4.Hc	Boolean, Byte, Word , Short, Float	Read/Write
OPRELPARAM.4.I	Boolean, Byte, Word , Short, Float	Read/Write
OPRELPARAM.4.Ic	Boolean, Byte, Word , Short, Float	Read/Write
OPRELPARAM.4.MR	Boolean, Byte, Word , Short, Float	Read/Write
OPRELPARAM.4.Oc	Boolean, Byte, Word , Short, Float	Read/Write
OPRELPARAM.4.OH	Boolean, Byte, Word , Short, Float	Read/Write
OPRELPARAM.4.OL	Boolean, Byte, Word , Short, Float	Read/Write
OPRELPARAM.4.P	Boolean, Byte, Word, Short, Float	Read/Write
OPRELPARAM.4.Pc	Boolean, Byte, Word , Short, Float	Read/Write
OPRELPARAM.4.PO	Boolean, Byte, Word , Short, Float	Read/Write
OPRELPARAM.4.RP	Boolean, Byte, Word , Short, Float	Read/Write
OPRELPARAM.4.SP	Boolean, Byte, Word , Short, Float	Read/Write
OPRELPARAM.5.D	Boolean, Byte, Word , Short, Float	Read/Write
OPRELPARAM.5.DB	Boolean, Byte, Word , Short, Float	Read/Write
OPRELPARAM.5.Dc	Boolean, Byte, Word , Short, Float	Read/Write
OPRELPARAM.5.DR	Boolean, Byte, Word , Short, Float	Read/Write
OPRELPARAM.5.H	Boolean, Byte, Word , Short, Float	Read/Write
OPRELPARAM.5.Hc	Boolean, Byte, Word , Short, Float	Read/Write
OPRELPARAM.5.I	Boolean, Byte, Word , Short, Float	Read/Write
OPRELPARAM.5.Ic	Boolean, Byte, Word , Short, Float	Read/Write

Address Format	Data Types	Access
OPRELPARAM.5.MR	Boolean, Byte, Word , Short, Float	Read/Write
OPRELPARAM.5.Oc	Boolean, Byte, Word , Short, Float	Read/Write
OPRELPARAM.5.OH	Boolean, Byte, Word , Short, Float	Read/Write
OPRELPARAM.5.OL	Boolean, Byte, Word , Short, Float	Read/Write
OPRELPARAM.5.P	Boolean, Byte, Word, Short , Float	Read/Write
OPRELPARAM.5.Pc	Boolean, Byte, Word , Short, Float	Read/Write
OPRELPARAM.5.PO	Boolean, Byte, Word , Short, Float	Read/Write
OPRELPARAM.5.RP	Boolean, Byte, Word , Short, Float	Read/Write
OPRELPARAM.5.SP	Boolean, Byte, Word , Short, Float	Read/Write
OPRELPARAM.6.D	Boolean, Byte, Word , Short, Float	Read/Write
OPRELPARAM.6.DB	Boolean, Byte, Word , Short, Float	Read/Write
OPRELPARAM.6.Dc	Boolean, Byte, Word , Short, Float	Read/Write
OPRELPARAM.6.DR	Boolean, Byte, Word , Short, Float	Read/Write
OPRELPARAM.6.H	Boolean, Byte, Word , Short, Float	Read/Write
OPRELPARAM.6.Hc	Boolean, Byte, Word , Short, Float	Read/Write
OPRELPARAM.6.I	Boolean, Byte, Word , Short, Float	Read/Write
OPRELPARAM.6.Ic	Boolean, Byte, Word , Short, Float	Read/Write
OPRELPARAM.6.MR	Boolean, Byte, Word , Short, Float	Read/Write
OPRELPARAM.6.Oc	Boolean, Byte, Word , Short, Float	Read/Write
OPRELPARAM.6.OH	Boolean, Byte, Word , Short, Float	Read/Write
OPRELPARAM.6.OL	Boolean, Byte, Word , Short, Float	Read/Write
OPRELPARAM.6.P	Boolean, Byte, Word, Short , Float	Read/Write
OPRELPARAM.6.Pc	Boolean, Byte, Word , Short, Float	Read/Write
OPRELPARAM.6.PO	Boolean, Byte, Word , Short, Float	Read/Write
OPRELPARAM.6.RP	Boolean, Byte, Word , Short, Float	Read/Write
OPRELPARAM.6.SP	Boolean, Byte, Word , Short, Float	Read/Write
OPRELPARAM.7.D	Boolean, Byte, Word , Short, Float	Read/Write
OPRELPARAM.7.DB	Boolean, Byte, Word , Short, Float	Read/Write
OPRELPARAM.7.Dc	Boolean, Byte, Word , Short, Float	Read/Write
OPRELPARAM.7.DR	Boolean, Byte, Word , Short, Float	Read/Write
OPRELPARAM.7.H	Boolean, Byte, Word , Short, Float	Read/Write
OPRELPARAM.7.Hc	Boolean, Byte, Word , Short, Float	Read/Write
OPRELPARAM.7.I	Boolean, Byte, Word , Short, Float	Read/Write
OPRELPARAM.7.Ic	Boolean, Byte, Word , Short, Float	Read/Write
OPRELPARAM.7.MR	Boolean, Byte, Word , Short, Float	Read/Write
OPRELPARAM.7.Oc	Boolean, Byte, Word , Short, Float	Read/Write
OPRELPARAM.7.OH	Boolean, Byte, Word , Short, Float	Read/Write
OPRELPARAM.7.OL	Boolean, Byte, Word , Short, Float	Read/Write
OPRELPARAM.7.P	Boolean, Byte, Word, Short , Float	Read/Write
OPRELPARAM.7.Pc	Boolean, Byte, Word , Short, Float	Read/Write

Address Format	Data Types	Access
OPRELPARAM.7.PO	Boolean, Byte, Word , Short, Float	Read/Write
OPRELPARAM.7.SP	Boolean, Byte, Word , Short, Float	Read/Write
OPRELPARAM.8.D	Boolean, Byte, Word , Short, Float	Read/Write
OPRELPARAM.8.DB	Boolean, Byte, Word , Short, Float	Read/Write
OPRELPARAM.8.Dc	Boolean, Byte, Word , Short, Float	Read/Write
OPRELPARAM.8.DR	Boolean, Byte, Word , Short, Float	Read/Write
OPRELPARAM.8.H	Boolean, Byte, Word , Short, Float	Read/Write
OPRELPARAM.8.Hc	Boolean, Byte, Word , Short, Float	Read/Write
OPRELPARAM.8.I	Boolean, Byte, Word , Short, Float	Read/Write
OPRELPARAM.8.Ic	Boolean, Byte, Word , Short, Float	Read/Write
OPRELPARAM.8.MR	Boolean, Byte, Word , Short, Float	Read/Write
OPRELPARAM.8.Oc	Boolean, Byte, Word , Short, Float	Read/Write
OPRELPARAM.8.OH	Boolean, Byte, Word , Short, Float	Read/Write
OPRELPARAM.8.OL	Boolean, Byte, Word , Short, Float	Read/Write
OPRELPARAM.8.P	Boolean, Byte, Word, Short, Float	Read/Write
OPRELPARAM.8.Pc	Boolean, Byte, Word , Short, Float	Read/Write
OPRELPARAM.8.PO	Boolean, Byte, Word , Short, Float	Read/Write
OPRELPARAM.8.SP	Boolean, Byte, Word , Short, Float	Read/Write
OPRELPARAM.RDV	Boolean, Byte, Word , Short, Float	Read/Write

Process Parameters Addressing for UT420

The driver supports the following Process parameter addresses for UT420. The default data type for each address type is shown in **bold**.

Address Format	Data Types	Access
PROCESS.ADERROR	Boolean, Byte, Word , Short, Float	Read Only
PROCESS.ALM	Boolean, Byte, Word , Short, Float	Read Only
PROCESS.ALOSTS	Boolean, Byte, Word , Short, Float	Read Only
PROCESS.COUT	Boolean, Byte, Word, Short , Float	Read Only
PROCESS.CSP	Boolean, Byte, Word, Short , Float	Read Only
PROCESS.CSPNO	Boolean, Byte, Word , Short, Float	Read Only
PROCESS.DEV	Boolean, Byte, Word , Short, Float	Read Only
PROCESS.DISTS	Boolean, Byte, Word , Short, Float	Read Only
PROCESS.ERROR	Boolean, Byte, Word , Short, Float	Read Only
PROCESS.HOUT	Boolean, Byte, Word, Short , Float	Read Only
PROCESS.MOD	Boolean, Byte, Word , Short, Float	Read Only
PROCESS.OR	Boolean, Byte, Word , Short, Float	Read Only
PROCESS.OUT	Boolean, Byte, Word, Short , Float	Read Only
PROCESS.PARAERR	Boolean, Byte, Word , Short, Float	Read Only
PROCESS.PIDNO	Boolean, Byte, Word , Short, Float	Read Only

Address Format	Data Types	Access
PROCESS.PV	Boolean, Byte, Word, Short , Float	Read Only
PROCESS.TIM1	Boolean, Byte, Word , Short, Float	Read Only
PROCESS.TIM2	Boolean, Byte, Word , Short, Float	Read Only

Setup Parameters Addressing for UT420

The driver supports the following Setup parameters addresses for UT420. The default data type for each address type is shown in **bold**.

Address Format	Data Types	Access
SETUP.A/M	Boolean, Byte, Word , Short, Float	Read/Write
SETUP.AL1	Boolean, Byte, Word , Short, Float	Read/Write
SETUP.AL2	Boolean, Byte, Word , Short, Float	Read/Write
SETUP.AL3	Boolean, Byte, Word , Short, Float	Read/Write
SETUP.AL4	Boolean, Byte, Word , Short, Float	Read/Write
SETUP.AMD	Boolean, Byte, Word , Short, Float	Read/Write
SETUP.AR	Boolean, Byte, Word , Short, Float	Read/Write
SETUP.C.S1	Boolean, Byte, Word , Short, Float	Read/Write
SETUP.C.S2	Boolean, Byte, Word , Short, Float	Read/Write
SETUP.C.S3	Boolean, Byte, Word , Short, Float	Read/Write
SETUP.C.S4	Boolean, Byte, Word , Short, Float	Read/Write
SETUP.C.S5	Boolean, Byte, Word , Short, Float	Read/Write
SETUP.DIS	Boolean, Byte, Word , Short, Float	Read/Write
SETUP.DVB	Boolean, Byte, Word , Short, Float	Read/Write
SETUP.DY1	Boolean, Byte, Word , Short, Float	Read/Write
SETUP.DY2	Boolean, Byte, Word , Short, Float	Read/Write
SETUP.DY3	Boolean, Byte, Word , Short, Float	Read/Write
SETUP.DY4	Boolean, Byte, Word , Short, Float	Read/Write
SETUP.GRP	Boolean, Byte, Word , Short, Float	Read/Write
SETUP.HY1	Boolean, Byte, Word , Short, Float	Read/Write
SETUP.HY2	Boolean, Byte, Word , Short, Float	Read/Write
SETUP.HY3	Boolean, Byte, Word , Short, Float	Read/Write
SETUP.HY4	Boolean, Byte, Word , Short, Float	Read/Write
SETUP.MOD	Boolean, Byte, Word , Short, Float	Read/Write
SETUP.OPR	Boolean, Byte, Word , Short, Float	Read/Write
SETUP.PID	Boolean, Byte, Word , Short, Float	Read/Write
SETUP.PVT	Boolean, Byte, Word , Short, Float	Read/Write
SETUP.R/L	Boolean, Byte, Word , Short, Float	Read/Write
SETUP.R.MD	Boolean, Byte, Word , Short, Float	Read/Write
SETUP.R.TM	Boolean, Byte, Word , Short, Float	Read/Write
SETUP.RET	Boolean, Byte, Word , Short, Float	Read/Write

Address Format	Data Types	Access
SETUP.RMS	Boolean, Byte, Word , Short, Float	Read/Write
SETUP.RTH	Boolean, Byte, Word , Short, Float	Read/Write
SETUP.RTL	Boolean, Byte, Word , Short, Float	Read/Write
SETUP.SPH	Boolean, Byte, Word , Short, Float	Read/Write
SETUP.SPL	Boolean, Byte, Word , Short, Float	Read/Write
SETUP.SPT	Boolean, Byte, Word , Short, Float	Read/Write
SETUP.TMU	Boolean, Byte, Word , Short, Float	Read/Write
SETUP.ZON	Boolean, Byte, Word , Short, Float	Read/Write

PV Input Parameters Addressing for UT420

The driver supports the following PV Input parameters addresses for UT420. The default data type for each address type is shown in **bold**.

Address Format	Data Types	Access
PVINP.ADR	Boolean, Byte, Word , Short, Float	Read/Write
PVINP.BPS	Boolean, Byte, Word , Short, Float	Read/Write
PVINP.BSL	Boolean, Byte, Word , Short, Float	Read/Write
PVINP.CT	Boolean, Byte, Word , Short, Float	Read/Write
PVINP.CTC	Boolean, Byte, Word , Short, Float	Read/Write
PVINP.DLN	Boolean, Byte, Word , Short, Float	Read/Write
PVINP.DP	Boolean, Byte, Word , Short, Float	Read Only
PVINP.DPC	Boolean, Byte, Word , Short, Float	Read/Write
PVINP.IN	Boolean, Byte, Word , Short, Float	Read/Write
PVINP.INI	Boolean, Byte, Word , Short, Float	Read/Write
PVINP.OT	Boolean, Byte, Word , Short, Float	Read/Write
PVINP.PRI	Boolean, Byte, Word , Short, Float	Read/Write
PVINP.PSL	Boolean, Byte, Word , Short, Float	Read/Write
PVINP.RH	Boolean, Byte, Word , Short, Float	Read/Write
PVINP.RJC	Boolean, Byte, Word , Short, Float	Read/Write
PVINP.RL	Boolean, Byte, Word , Short, Float	Read/Write
PVINP.RP.T	Boolean, Byte, Word , Short, Float	Read/Write
PVINP.RSH	Boolean, Byte, Word , Short, Float	Read/Write
PVINP.RSL	Boolean, Byte, Word , Short, Float	Read/Write
PVINP.RSP	Boolean, Byte, Word , Short, Float	Read/Write
PVINP.SDP	Boolean, Byte, Word , Short, Float	Read/Write
PVINP.SH	Boolean, Byte, Word , Short, Float	Read/Write
PVINP.SL	Boolean, Byte, Word , Short, Float	Read/Write
PVINP.STP	Boolean, Byte, Word , Short, Float	Read/Write
PVINP.TR.T	Boolean, Byte, Word , Short, Float	Read/Write
PVINP.UNI	Boolean, Byte, Word , Short, Float	Read/Write

Address Format	Data Types	Access
PVINP.V.AT	Boolean, Byte, Word , Short, Float	Read/Write
PVINP.V.H	Boolean, Byte, Word , Short, Float	Read/Write
PVINP.V.L	Boolean, Byte, Word , Short, Float	Read/Write
PVINP.V.MOD	Boolean, Byte, Word , Short, Float	Read/Write
PVINP.V.RS	Boolean, Byte, Word , Short, Float	Read/Write

Status Addressing for UT420

The driver supports Boolean status addresses for UT420.

Address Format	Data Types	Access
MODEL	String	Read Only
STATUS.AD1BO.st	Boolean	Read Only
STATUS.AD1ERROR.st	Boolean	Read Only
STATUS.AD3BO.st	Boolean	Read Only
STATUS.AD3ERROR.st	Boolean	Read Only
STATUS.ALM1.st	Boolean	Read Only
STATUS.ALM2.st	Boolean	Read Only
STATUS.ALM3.st	Boolean	Read Only
STATUS.ALM4.st	Boolean	Read Only
STATUS.ALO1.st	Boolean	Read Only
STATUS.ALO2.st	Boolean	Read Only
STATUS.ALO3.st	Boolean	Read Only
STATUS.ALO4.st	Boolean	Read Only
STATUS.AT.E.st	Boolean	Read Only
STATUS.AT.st	Boolean	Read Only
STATUS.AUT/MAN.st	Boolean	Read Only
STATUS.CALB.E.st	Boolean	Read Only
STATUS.CSPNO.0.st	Boolean	Read Only
STATUS.CSPNO.1.st	Boolean	Read Only
STATUS.CSPNO.2.st	Boolean	Read Only
STATUS.CSPNO.3.st	Boolean	Read Only
STATUS.DEVI-.st	Boolean	Read Only
STATUS.DEVI+.st	Boolean	Read Only
STATUS.DEVIZ.st	Boolean	Read Only
STATUS.DI1.st	Boolean	Read Only
STATUS.DI2.st	Boolean	Read Only
STATUS.DI3.st	Boolean	Read Only
STATUS.DI4.st	Boolean	Read Only
STATUS.DI5.st	Boolean	Read Only

Address Format	Data Types	Access
STATUS.DI6.st	Boolean	Read Only
STATUS.DI8.st	Boolean	Read Only
STATUS.EEP.E.st	Boolean	Read Only
STATUS.MODE.E.st	Boolean	Read Only
STATUS.OR.st	Boolean	Read Only
STATUS.PARA.E.st	Boolean	Read Only
STATUS.PIDNO.0.st	Boolean	Read Only
STATUS.PIDNO.1.st	Boolean	Read Only
STATUS.PIDNO.2.st	Boolean	Read Only
STATUS.PIDNO.3.st	Boolean	Read Only
STATUS.POWER.ON.st	Boolean	Read Only
STATUS.PV+over.st	Boolean	Read Only
STATUS.PVADC.st	Boolean	Read Only
STATUS.PVBO.st	Boolean	Read Only
STATUS.PV-over.st	Boolean	Read Only
STATUS.RANGE.st	Boolean	Read Only
STATUS.REM/LCL.st	Boolean	Read Only
STATUS.RJCERR.st	Boolean	Read Only
STATUS.RSP.ADC.st	Boolean	Read Only
STATUS.RSP.BO.st	Boolean	Read Only
STATUS.RUN/STOP.st	Boolean	Read Only
STATUS.SETUP.st	Boolean	Read Only
STATUS.SYSTEM.E.st	Boolean	Read Only
STATUS.V.GUE.st	Boolean	Read Only
STATUS.VLV.ATERR.st	Boolean	Read Only
STATUS.VLV.BOUT.st	Boolean	Read Only
OFFSTATUS.AD1BO.off	Boolean	Read Only
OFFSTATUS.AD1ERROR.off	Boolean	Read Only
OFFSTATUS.AD3BO.off	Boolean	Read Only
OFFSTATUS.AD3ERROR.off	Boolean	Read Only
OFFSTATUS.ALM1.off	Boolean	Read Only
OFFSTATUS.ALM2.off	Boolean	Read Only
OFFSTATUS.ALM3.off	Boolean	Read Only
OFFSTATUS.ALM4.off	Boolean	Read Only
OFFSTATUS.AT.E.off	Boolean	Read Only
OFFSTATUS.AT.off	Boolean	Read Only
OFFSTATUS.AUT/MAN.off	Boolean	Read Only
OFFSTATUS.CALB.E.off	Boolean	Read Only
OFFSTATUS.DI1.off	Boolean	Read Only

Address Format	Data Types	Access
OFFSTATUS.DI2.off	Boolean	Read Only
OFFSTATUS.DI3.off	Boolean	Read Only
OFFSTATUS.DI4.off	Boolean	Read Only
OFFSTATUS.DI5.off	Boolean	Read Only
OFFSTATUS.DI6.off	Boolean	Read Only
OFFSTATUS.DI8.off	Boolean	Read Only
OFFSTATUS.EEP.E.off	Boolean	Read Only
OFFSTATUS.MODE.E.off	Boolean	Read Only
OFFSTATUS.OR.off	Boolean	Read Only
OFFSTATUS.PARA.E.off	Boolean	Read Only
OFFSTATUS.PV+over.off	Boolean	Read Only
OFFSTATUS.PVADC.off	Boolean	Read Only
OFFSTATUS.PVBO.off	Boolean	Read Only
OFFSTATUS.PV-over.off	Boolean	Read Only
OFFSTATUS.RANGE.off	Boolean	Read Only
OFFSTATUS.REM/LCL.off	Boolean	Read Only
OFFSTATUS.RJCERR.off	Boolean	Read Only
OFFSTATUS.RSP.ADC.off	Boolean	Read Only
OFFSTATUS.RSP.BO.off	Boolean	Read Only
OFFSTATUS.RUN/STOP.off	Boolean	Read Only
OFFSTATUS.SETUP.off	Boolean	Read Only
OFFSTATUS.SYSTEM.E.off	Boolean	Read Only
OFFSTATUS.VLV.ATERR.off	Boolean	Read Only
OFFSTATUS.VLV.BOUT.off	Boolean	Read Only
ONSTATUS.AD1BO.on	Boolean	Read Only
ONSTATUS.AD1ERROR.on	Boolean	Read Only
ONSTATUS.AD3BO.on	Boolean	Read Only
ONSTATUS.AD3ERROR.on	Boolean	Read Only
ONSTATUS.ALM1.on	Boolean	Read Only
ONSTATUS.ALM2.on	Boolean	Read Only
ONSTATUS.ALM3.on	Boolean	Read Only
ONSTATUS.ALM4.on	Boolean	Read Only
ONSTATUS.AT.E.on	Boolean	Read Only
ONSTATUS.AT.on	Boolean	Read Only
ONSTATUS.AUT/MAN.on	Boolean	Read Only
ONSTATUS.CALB.E.on	Boolean	Read Only
ONSTATUS.DI1.on	Boolean	Read Only
ONSTATUS.DI2.on	Boolean	Read Only
ONSTATUS.DI3.on	Boolean	Read Only

Address Format	Data Types	Access
ONSTATUS.DI4.on	Boolean	Read Only
ONSTATUS.DI5.on	Boolean	Read Only
ONSTATUS.DI6.on	Boolean	Read Only
ONSTATUS.DI8.on	Boolean	Read Only
ONSTATUS.EEP.E.on	Boolean	Read Only
ONSTATUS.MODE.E.on	Boolean	Read Only
ONSTATUS.OR.on	Boolean	Read Only
ONSTATUS.PARA.E.on	Boolean	Read Only
ONSTATUS.PV+over.on	Boolean	Read Only
ONSTATUS.PVADC.on	Boolean	Read Only
ONSTATUS.PVBO.on	Boolean	Read Only
ONSTATUS.PV-over.on	Boolean	Read Only
ONSTATUS.RANGE.on	Boolean	Read Only
ONSTATUS.REM/LCL.on	Boolean	Read Only
ONSTATUS.RJCERR.on	Boolean	Read Only
ONSTATUS.RSP.ADC.on	Boolean	Read Only
ONSTATUS.RSP.BO.on	Boolean	Read Only
ONSTATUS.RUN/STOP.on	Boolean	Read Only
ONSTATUS.SETUP.on	Boolean	Read Only
ONSTATUS.SYSTEM.E.on	Boolean	Read Only
ONSTATUS.VLV.ATERR.on	Boolean	Read Only
ONSTATUS.VLV.BOUT.on	Boolean	Read Only

Absolute Address Mapping (D0001-D1254) for UT420/UT450

Register to Tag Address Mapping for registers D0001-D1254 are shown below.

● **Note:** Registers missing in the given range are either not applicable for this device model or are not supported.

Register Address	Tag Address
D0001	PROCESS.ADERROR
D0002	PROCESS.ERROR
D0003	PROCESS.PV
D0004	PROCESS.CSP
D0005	PROCESS.OUT
D0006	PROCESS.HOUT
D0007	PROCESS.COUT
D0008	PROCESS.MOD
D0009	PROCESS.PIDNO
D0010	PROCESS.CSPNO

Register Address	Tag Address
D0011	PROCESS.ALM
D0026	PROCESS.DEV
D0027	PROCESS.OR
D0033	PROCESS.DISTS
D0035	PROCESS.PARAERR
D0036	PROCESS.ALOSTS
D0037	PROCESS.TIM1
D0038	PROCESS.TIM2
D0201	OPRELPARAM.A/M
D0203	OPRELPARAM.R/L
D0205	OPRELPARAM.S/R
D0207	OPRELPARAM.SPN
D0215	OPRELPARAM.C.RSP
D0217	OPRELPARAM.MOUT
D0218	OPRELPARAM.MOUTc
D0231	OPRELPARAM.A1
D0232	OPRELPARAM.A2
D0233	OPRELPARAM.A3
D0234	OPRELPARAM.A4
D0241	OPRELPARAM.AT
D0242	OPRELPARAM.SC
D0243	OPRELPARAM.BS
D0244	OPRELPARAM.FL
D0245	OPRELPARAM.UPR
D0246	OPRELPARAM.DNR
D0247	OPRELPARAM.RT
D0248	OPRELPARAM.RBS
D0249	OPRELPARAM.RFL
D0250	OPRELPARAM.ORB
D0251	OPRELPARAM.ORH
D0252	OPRELPARAM.ORN
D0301	OPRELPARAM.1.SP
D0306	OPRELPARAM.1.P
D0307	OPRELPARAM.1.I
D0308	OPRELPARAM.1.D
D0309	OPRELPARAM.1.OH
D0310	OPRELPARAM.1.OL
D0311	OPRELPARAM.1.MR
D0312	OPRELPARAM.1.H

Register Address	Tag Address
D0313	OPRELPARAM.1.DR
D0314	OPRELPARAM.1.Pc
D0315	OPRELPARAM.1.Ic
D0316	OPRELPARAM.1.Dc
D0317	OPRELPARAM.1.Hc
D0318	OPRELPARAM.1.DB
D0319	OPRELPARAM.1.RP
D0320	OPRELPARAM.1.PO
D0321	OPRELPARAM.1.Oc
D0326	OPRELPARAM.2.SP
D0331	OPRELPARAM.2.P
D0332	OPRELPARAM.2.I
D0333	OPRELPARAM.2.D
D0334	OPRELPARAM.2.OH
D0335	OPRELPARAM.2.OL
D0336	OPRELPARAM.2.MR
D0337	OPRELPARAM.2.H
D0338	OPRELPARAM.2.DR
D0339	OPRELPARAM.2.Pc
D0340	OPRELPARAM.2.Ic
D0341	OPRELPARAM.2.Dc
D0342	OPRELPARAM.2.Hc
D0343	OPRELPARAM.2.DB
D0344	OPRELPARAM.2.RP
D0345	OPRELPARAM.2.PO
D0346	OPRELPARAM.2.Oc
D0351	OPRELPARAM.3.SP
D0356	OPRELPARAM.3.P
D0357	OPRELPARAM.3.I
D0358	OPRELPARAM.3.D
D0359	OPRELPARAM.3.OH
D0360	OPRELPARAM.3.OL
D0361	OPRELPARAM.3.MR
D0362	OPRELPARAM.3.H
D0363	OPRELPARAM.3.DR
D0364	OPRELPARAM.3.Pc
D0365	OPRELPARAM.3.Ic
D0366	OPRELPARAM.3.Dc
D0367	OPRELPARAM.3.Hc

Register Address	Tag Address
D0368	OPRELPARAM.3.DB
D0369	OPRELPARAM.3.RP
D0370	OPRELPARAM.3.PO
D0371	OPRELPARAM.3.Oc
D0376	OPRELPARAM.4.SP
D0381	OPRELPARAM.4.P
D0382	OPRELPARAM.4.I
D0383	OPRELPARAM.4.D
D0384	OPRELPARAM.4.OH
D0385	OPRELPARAM.4.OL
D0386	OPRELPARAM.4.MR
D0387	OPRELPARAM.4.H
D0388	OPRELPARAM.4.DR
D0389	OPRELPARAM.4.Pc
D0390	OPRELPARAM.4.Ic
D0391	OPRELPARAM.4.Dc
D0392	OPRELPARAM.4.Hc
D0393	OPRELPARAM.4.DB
D0394	OPRELPARAM.4.RP
D0395	OPRELPARAM.4.PO
D0396	OPRELPARAM.4.Oc
D0401	OPRELPARAM.5.SP
D0406	OPRELPARAM.5.P
D0407	OPRELPARAM.5.I
D0408	OPRELPARAM.5.D
D0409	OPRELPARAM.5.OH
D0410	OPRELPARAM.5.OL
D0411	OPRELPARAM.5.MR
D0412	OPRELPARAM.5.H
D0413	OPRELPARAM.5.DR
D0414	OPRELPARAM.5.Pc
D0415	OPRELPARAM.5.Ic
D0416	OPRELPARAM.5.Dc
D0417	OPRELPARAM.5.Hc
D0418	OPRELPARAM.5.DB
D0419	OPRELPARAM.5.RP
D0420	OPRELPARAM.5.PO
D0421	OPRELPARAM.5.Oc
D0426	OPRELPARAM.6.SP

Register Address	Tag Address
D0431	OPRELPARAM.6.P
D0432	OPRELPARAM.6.I
D0433	OPRELPARAM.6.D
D0434	OPRELPARAM.6.OH
D0435	OPRELPARAM.6.OL
D0436	OPRELPARAM.6.MR
D0437	OPRELPARAM.6.H
D0438	OPRELPARAM.6.DR
D0439	OPRELPARAM.6.Pc
D0440	OPRELPARAM.6.Ic
D0441	OPRELPARAM.6.Dc
D0442	OPRELPARAM.6.Hc
D0443	OPRELPARAM.6.DB
D0444	OPRELPARAM.6.RP
D0445	OPRELPARAM.6.PO
D0446	OPRELPARAM.6.Oc
D0451	OPRELPARAM.7.SP
D0456	OPRELPARAM.7.P
D0457	OPRELPARAM.7.I
D0458	OPRELPARAM.7.D
D0459	OPRELPARAM.7.OH
D0460	OPRELPARAM.7.OL
D0461	OPRELPARAM.7.MR
D0462	OPRELPARAM.7.H
D0463	OPRELPARAM.7.DR
D0464	OPRELPARAM.7.Pc
D0465	OPRELPARAM.7.Ic
D0466	OPRELPARAM.7.Dc
D0467	OPRELPARAM.7.Hc
D0468	OPRELPARAM.7.DB
D0469	OPRELPARAM.RHY
D0470	OPRELPARAM.7.PO
D0471	OPRELPARAM.7.Oc
D0476	OPRELPARAM.8.SP
D0481	OPRELPARAM.8.P
D0482	OPRELPARAM.8.I
D0483	OPRELPARAM.8.D
D0484	OPRELPARAM.8.OH
D0485	OPRELPARAM.8.OL

Register Address	Tag Address
D0486	OPRELPARAM.8.MR
D0487	OPRELPARAM.8.H
D0488	OPRELPARAM.8.DR
D0489	OPRELPARAM.8.Pc
D0490	OPRELPARAM.8.lc
D0491	OPRELPARAM.8.Dc
D0492	OPRELPARAM.8.Hc
D0493	OPRELPARAM.8.DB
D0494	OPRELPARAM.RDV
D0495	OPRELPARAM.8.PO
D0496	OPRELPARAM.8.Oc
D0901	SETUP.RMS
D0902	SETUP.SPT
D0903	SETUP.PVT
D0904	SETUP.TMU
D0915	SETUP.AL1
D0916	SETUP.AL2
D0917	SETUP.AL3
D0918	SETUP.AL4
D0919	SETUP.HY1
D0920	SETUP.HY2
D0921	SETUP.HY3
D0922	SETUP.HY4
D0923	SETUP.AMD
D0926	SETUP.OPR
D0927	SETUP.MOD
D0928	SETUP.AR
D0929	SETUP.ZON
D0930	SETUP.R.MD
D0931	SETUP.R.TM
D0932	SETUP.DIS
D0933	SETUP.SPH
D0934	SETUP.SPL
D0935	SETUP.DY1
D0936	SETUP.DY2
D0937	SETUP.DY3
D0938	SETUP.DY4
D0940	SETUP.GRP
D1013	SETUP.RET

Register Address	Tag Address
D1014	SETUP.RTH
D1015	SETUP.RTL
D1019	SETUP.DVB
D1025	SETUP.A/M
D1028	SETUP.R/L
D1032	SETUP.PID
D1101	SETUP.C.S1
D1102	SETUP.C.S2
D1103	SETUP.C.S3
D1104	SETUP.C.S4
D1105	SETUP.C.S5
D1201	PVINP.IN
D1202	PVINP.UNI
D1203	PVINP.DP
D1204	PVINP.RH
D1205	PVINP.RL
D1206	PVINP.SDP
D1207	PVINP.SH
D1208	PVINP.SL
D1209	PVINP.BSL
D1210	PVINP.RJC
D1221	PVINP.RSP
D1227	PVINP.RSH
D1228	PVINP.RSL
D1238	PVINP.OT
D1240	PVINP.CT
D1242	PVINP.CTC
D1247	PVINP.PSL
D1248	PVINP.BPS
D1249	PVINP.PRI
D1250	PVINP.STP
D1251	PVINP.DLN
D1252	PVINP.ADR
D1253	PVINP.RP.T
D1261	PVINP.V.RS
D1262	PVINP.V.L
D1263	PVINP.V.H
D1264	PVINP.TR.T
D1265	PVINP.V.MOD

Register Address	Tag Address
D1266	PVINP.INI
D1267	PVINP.V.AT
D1274	PVINP.DPC

Absolute Address Mapping (I0001-I0693) for UT420/UT450

Register to Tag Address Mapping for registers I0001-I0693 are shown below.

● **Note:** Registers missing in the given range are either not applicable for this device model or are not supported.

Register Address	Tag Address
I0001	STATUS.AD1ERROR.st
I0003	STATUS.AD3ERROR.st
I0005	STATUS.AD1BO.st
I0007	STATUS.AD3BO.st
I0009	STATUS.RJCERR.st
I0012	STATUS.VLV.ATERR.st
I0013	STATUS.VLV.BOUT.st
I0017	STATUS.PVADC.st
I0018	STATUS.PVBO.st
I0021	STATUS.PV+over.st
I0022	STATUS.PV-over.st
I0025	STATUS.RSP.ADC.st
I0026	STATUS.RSP.BO.st
I0031	STATUS.AT.E.st
I0049	STATUS.CALB.E.st
I0054	STATUS.RANGE.st
I0055	STATUS.SETUP.st
I0057	STATUS.PARA.E.st
I0058	STATUS.MODE.E.st
I0061	STATUS.EEP.E.st
I0063	STATUS.SYSTEM.E.st
I0065	STATUS.AUT/MAN.st
I0066	STATUS.REM/LCL.st
I0067	STATUS.RUN/STOP.st
I0079	STATUS.AT.st
I0097	STATUS.ALM1.st
I0098	STATUS.ALM2.st
I0099	STATUS.ALM3.st

Register Address	Tag Address
I0101	STATUS.ALM4.st
I0102	STATUS.OR.st
I0161	STATUS.DI1.st
I0162	STATUS.DI2.st
I0163	STATUS.DI3.st
I0164	STATUS.DI4.st
I0165	STATUS.DI5.st
I0166	STATUS.DI6.st
I0168	STATUS.DI8.st
I0193	ONSTATUS.AD1ERROR.on
I0195	ONSTATUS.AD3ERROR.on
I0197	ONSTATUS.AD1BO.on
I0199	ONSTATUS.AD3BO.on
I0201	ONSTATUS.RJCERR.on
I0204	ONSTATUS.VLV.ATERR.on
I0205	ONSTATUS.VLV.BOUT.on
I0209	ONSTATUS.PVADC.on
I0210	ONSTATUS.PVBO.on
I0213	ONSTATUS.PV+over.on
I0214	ONSTATUS.PV-over.on
I0217	ONSTATUS.RSP.ADC.on
I0218	ONSTATUS.RSP.BO.on
I0223	ONSTATUS.AT.E.on
I0241	ONSTATUS.CALB.E.on
I0246	ONSTATUS.RANGE.on
I0247	ONSTATUS.SETUP.on
I0249	ONSTATUS.PARA.E.on
I0250	ONSTATUS.MODE.E.on
I0253	ONSTATUS.EEP.E.on
I0255	ONSTATUS.SYSTEM.E.on
I0257	ONSTATUS.AUT/MAN.on
I0258	ONSTATUS.REM/LCL.on
I0259	ONSTATUS.RUN/STOP.on
I0271	ONSTATUS.AT.on
I0289	ONSTATUS.ALM1.on
I0290	ONSTATUS.ALM2.on
I0291	ONSTATUS.ALM3.on
I0293	ONSTATUS.ALM4.on
I0294	ONSTATUS.OR.on

Register Address	Tag Address
I0353	ONSTATUS.DI1.on
I0354	ONSTATUS.DI2.on
I0355	ONSTATUS.DI3.on
I0356	ONSTATUS.DI4.on
I0357	ONSTATUS.DI5.on
I0358	ONSTATUS.DI6.on
I0360	ONSTATUS.DI8.on
I0385	OFFSTATUS.AD1ERROR.off
I0387	OFFSTATUS.AD3ERROR.off
I0389	OFFSTATUS.AD1BO.off
I0391	OFFSTATUS.AD3BO.off
I0393	OFFSTATUS.RJCERR.off
I0396	OFFSTATUS.VLV.ATERR.off
I0397	OFFSTATUS.VLV.BOUT.off
I0401	OFFSTATUS.PVADC.off
I0402	OFFSTATUS.PVBO.off
I0405	OFFSTATUS.PV+over.off
I0406	OFFSTATUS.PV-over.off
I0409	OFFSTATUS.RSP.ADC.off
I0410	OFFSTATUS.RSP.BO.off
I0415	OFFSTATUS.AT.E.off
I0433	OFFSTATUS.CALB.E.off
I0438	OFFSTATUS.RANGE.off
I0439	OFFSTATUS.SETUP.off
I0441	OFFSTATUS.PARA.E.off
I0442	OFFSTATUS.MODE.E.off
I0445	OFFSTATUS.EEP.E.off
I0447	OFFSTATUS.SYSTEM.E.off
I0449	OFFSTATUS.AUT/MAN.off
I0450	OFFSTATUS.REM/LCL.off
I0451	OFFSTATUS.RUN/STOP.off
I0463	OFFSTATUS.AT.off
I0481	OFFSTATUS.ALM1.off
I0482	OFFSTATUS.ALM2.off
I0483	OFFSTATUS.ALM3.off
I0485	OFFSTATUS.ALM4.off
I0486	OFFSTATUS.OR.off
I0545	OFFSTATUS.DI1.off
I0546	OFFSTATUS.DI2.off

Register Address	Tag Address
I0547	OFFSTATUS.DI3.off
I0548	OFFSTATUS.DI4.off
I0549	OFFSTATUS.DI5.off
I0550	OFFSTATUS.DI6.off
I0552	OFFSTATUS.DI8.off
I0577	STATUS.CSPNO.0.st
I0578	STATUS.CSPNO.1.st
I0579	STATUS.CSPNO.2.st
I0580	STATUS.CSPNO.3.st
I0593	STATUS.PIDNO.0.st
I0594	STATUS.PIDNO.1.st
I0595	STATUS.PIDNO.2.st
I0596	STATUS.PIDNO.3.st
I0665	STATUS.V.GUE.st
I0672	STATUS.POWER.ON.st
I0681	STATUS.DEVI-.st
I0682	STATUS.DEVIZ.st
I0683	STATUS.DEVI+.st
I0689	STATUS.ALO1.st
I0690	STATUS.ALO2.st
I0691	STATUS.ALO3.st
I0693	STATUS.ALO4.st

OP Related Parameters Addressing for UT450

The driver supports the following OP related parameters addresses for UT450. The default data type for each address type is shown in **bold**.

Address Format	Data Types	Access
OPRELPARAM.A/M	Boolean, Byte, Word , Short, Float	Read Only
OPRELPARAM.A1	Boolean, Byte, Word , Short, Float	Read/Write
OPRELPARAM.A2	Boolean, Byte, Word , Short, Float	Read/Write
OPRELPARAM.A3	Boolean, Byte, Word , Short, Float	Read/Write
OPRELPARAM.A4	Boolean, Byte, Word , Short, Float	Read/Write
OPRELPARAM.AT	Boolean, Byte, Word , Short, Float	Read/Write
OPRELPARAM.BS	Boolean, Byte, Word , Short, Float	Read/Write
OPRELPARAM.C.RSP	Boolean, Byte, Word , Short, Float	Read/Write
OPRELPARAM.DNR	Boolean, Byte, Word , Short, Float	Read/Write
OPRELPARAM.FL	Boolean, Byte, Word , Short, Float	Read/Write
OPRELPARAM.MOUT	Boolean, Byte, Word , Short, Float	Read/Write
OPRELPARAM.MOUTc	Boolean, Byte, Word , Short, Float	Read/Write

Address Format	Data Types	Access
OPRELPARAM.ORB	Boolean, Byte, Word , Short, Float	Read/Write
OPRELPARAM.ORH	Boolean, Byte, Word , Short, Float	Read/Write
OPRELPARAM.ORLD	Boolean, Byte, Word , Short, Float	Read/Write
OPRELPARAM.R/L	Boolean, Byte, Word , Short, Float	Read/Write
OPRELPARAM.RBS	Boolean, Byte, Word , Short, Float	Read/Write
OPRELPARAM.RFL	Boolean, Byte, Word , Short, Float	Read/Write
OPRELPARAM.RHY	Boolean, Byte, Word , Short, Float	Read/Write
OPRELPARAM.RT	Boolean, Byte, Word , Short, Float	Read/Write
OPRELPARAM.S/R	Boolean, Byte, Word , Short, Float	Read/Write
OPRELPARAM.SC	Boolean, Byte, Word , Short, Float	Read/Write
OPRELPARAM.SPN	Boolean, Byte, Word , Short, Float	Read/Write
OPRELPARAM.UPR	Boolean, Byte, Word , Short, Float	Read/Write
OPRELPARAM.1.D	Boolean, Byte, Word , Short, Float	Read/Write
OPRELPARAM.1.DB	Boolean, Byte, Word , Short, Float	Read/Write
OPRELPARAM.1.Dc	Boolean, Byte, Word , Short, Float	Read/Write
OPRELPARAM.1.DR	Boolean, Byte, Word , Short, Float	Read/Write
OPRELPARAM.1.H	Boolean, Byte, Word , Short, Float	Read/Write
OPRELPARAM.1.Hc	Boolean, Byte, Word , Short, Float	Read/Write
OPRELPARAM.1.I	Boolean, Byte, Word , Short, Float	Read/Write
OPRELPARAM.1.Ic	Boolean, Byte, Word , Short, Float	Read/Write
OPRELPARAM.1.MR	Boolean, Byte, Word , Short, Float	Read/Write
OPRELPARAM.1.Oc	Boolean, Byte, Word , Short, Float	Read/Write
OPRELPARAM.1.OH	Boolean, Byte, Word , Short, Float	Read/Write
OPRELPARAM.1.OL	Boolean, Byte, Word , Short, Float	Read/Write
OPRELPARAM.1.P	Boolean, Byte, Word , Short, Float	Read/Write
OPRELPARAM.1.Pc	Boolean, Byte, Word , Short, Float	Read/Write
OPRELPARAM.1.PO	Boolean, Byte, Word , Short, Float	Read/Write
OPRELPARAM.1.RP	Boolean, Byte, Word , Short, Float	Read/Write
OPRELPARAM.1.SP	Boolean, Byte, Word , Short, Float	Read/Write
OPRELPARAM.2.D	Boolean, Byte, Word , Short, Float	Read/Write
OPRELPARAM.2.DB	Boolean, Byte, Word , Short, Float	Read/Write
OPRELPARAM.2.Dc	Boolean, Byte, Word , Short, Float	Read/Write
OPRELPARAM.2.DR	Boolean, Byte, Word , Short, Float	Read/Write
OPRELPARAM.2.H	Boolean, Byte, Word , Short, Float	Read/Write
OPRELPARAM.2.Hc	Boolean, Byte, Word , Short, Float	Read/Write
OPRELPARAM.2.I	Boolean, Byte, Word , Short, Float	Read/Write
OPRELPARAM.2.Ic	Boolean, Byte, Word , Short, Float	Read/Write
OPRELPARAM.2.MR	Boolean, Byte, Word , Short, Float	Read/Write
OPRELPARAM.2.Oc	Boolean, Byte, Word , Short, Float	Read/Write
OPRELPARAM.2.OH	Boolean, Byte, Word , Short, Float	Read/Write

Address Format	Data Types	Access
OPRELPARAM.2.OL	Boolean, Byte, Word , Short, Float	Read/Write
OPRELPARAM.2.P	Boolean, Byte, Word, Short, Float	Read/Write
OPRELPARAM.2.Pc	Boolean, Byte, Word , Short, Float	Read/Write
OPRELPARAM.2.PO	Boolean, Byte, Word , Short, Float	Read/Write
OPRELPARAM.2.RP	Boolean, Byte, Word , Short, Float	Read/Write
OPRELPARAM.2.SP	Boolean, Byte, Word , Short, Float	Read/Write
OPRELPARAM.3.D	Boolean, Byte, Word , Short, Float	Read/Write
OPRELPARAM.3.DB	Boolean, Byte, Word , Short, Float	Read/Write
OPRELPARAM.3.Dc	Boolean, Byte, Word , Short, Float	Read/Write
OPRELPARAM.3.DR	Boolean, Byte, Word , Short, Float	Read/Write
OPRELPARAM.3.H	Boolean, Byte, Word , Short, Float	Read/Write
OPRELPARAM.3.Hc	Boolean, Byte, Word , Short, Float	Read/Write
OPRELPARAM.3.I	Boolean, Byte, Word , Short, Float	Read/Write
OPRELPARAM.3.Ic	Boolean, Byte, Word , Short, Float	Read/Write
OPRELPARAM.3.MR	Boolean, Byte, Word , Short, Float	Read/Write
OPRELPARAM.3.Oc	Boolean, Byte, Word , Short, Float	Read/Write
OPRELPARAM.3.OH	Boolean, Byte, Word , Short, Float	Read/Write
OPRELPARAM.3.OL	Boolean, Byte, Word , Short, Float	Read/Write
OPRELPARAM.3.P	Boolean, Byte, Word, Short, Float	Read/Write
OPRELPARAM.3.Pc	Boolean, Byte, Word , Short, Float	Read/Write
OPRELPARAM.3.PO	Boolean, Byte, Word , Short, Float	Read/Write
OPRELPARAM.3.RP	Boolean, Byte, Word , Short, Float	Read/Write
OPRELPARAM.3.SP	Boolean, Byte, Word , Short, Float	Read/Write
OPRELPARAM.4.D	Boolean, Byte, Word , Short, Float	Read/Write
OPRELPARAM.4.DB	Boolean, Byte, Word , Short, Float	Read/Write
OPRELPARAM.4.Dc	Boolean, Byte, Word , Short, Float	Read/Write
OPRELPARAM.4.DR	Boolean, Byte, Word , Short, Float	Read/Write
OPRELPARAM.4.H	Boolean, Byte, Word , Short, Float	Read/Write
OPRELPARAM.4.Hc	Boolean, Byte, Word , Short, Float	Read/Write
OPRELPARAM.4.I	Boolean, Byte, Word , Short, Float	Read/Write
OPRELPARAM.4.Ic	Boolean, Byte, Word , Short, Float	Read/Write
OPRELPARAM.4.MR	Boolean, Byte, Word , Short, Float	Read/Write
OPRELPARAM.4.Oc	Boolean, Byte, Word , Short, Float	Read/Write
OPRELPARAM.4.OH	Boolean, Byte, Word , Short, Float	Read/Write
OPRELPARAM.4.OL	Boolean, Byte, Word , Short, Float	Read/Write
OPRELPARAM.4.P	Boolean, Byte, Word, Short, Float	Read/Write
OPRELPARAM.4.Pc	Boolean, Byte, Word , Short, Float	Read/Write
OPRELPARAM.4.PO	Boolean, Byte, Word , Short, Float	Read/Write
OPRELPARAM.4.RP	Boolean, Byte, Word , Short, Float	Read/Write
OPRELPARAM.4.SP	Boolean, Byte, Word , Short, Float	Read/Write

Address Format	Data Types	Access
OPRELPARAM.5.D	Boolean, Byte, Word , Short, Float	Read/Write
OPRELPARAM.5.DB	Boolean, Byte, Word , Short, Float	Read/Write
OPRELPARAM.5.Dc	Boolean, Byte, Word , Short, Float	Read/Write
OPRELPARAM.5.DR	Boolean, Byte, Word , Short, Float	Read/Write
OPRELPARAM.5.H	Boolean, Byte, Word , Short, Float	Read/Write
OPRELPARAM.5.Hc	Boolean, Byte, Word , Short, Float	Read/Write
OPRELPARAM.5.I	Boolean, Byte, Word , Short, Float	Read/Write
OPRELPARAM.5.Ic	Boolean, Byte, Word , Short, Float	Read/Write
OPRELPARAM.5.MR	Boolean, Byte, Word , Short, Float	Read/Write
OPRELPARAM.5.Oc	Boolean, Byte, Word , Short, Float	Read/Write
OPRELPARAM.5.OH	Boolean, Byte, Word , Short, Float	Read/Write
OPRELPARAM.5.OL	Boolean, Byte, Word , Short, Float	Read/Write
OPRELPARAM.5.P	Boolean, Byte, Word, Short, Float	Read/Write
OPRELPARAM.5.Pc	Boolean, Byte, Word , Short, Float	Read/Write
OPRELPARAM.5.PO	Boolean, Byte, Word , Short, Float	Read/Write
OPRELPARAM.5.RP	Boolean, Byte, Word , Short, Float	Read/Write
OPRELPARAM.5.SP	Boolean, Byte, Word , Short, Float	Read/Write
OPRELPARAM.6.D	Boolean, Byte, Word , Short, Float	Read/Write
OPRELPARAM.6.DB	Boolean, Byte, Word , Short, Float	Read/Write
OPRELPARAM.6.Dc	Boolean, Byte, Word , Short, Float	Read/Write
OPRELPARAM.6.DR	Boolean, Byte, Word , Short, Float	Read/Write
OPRELPARAM.6.H	Boolean, Byte, Word , Short, Float	Read/Write
OPRELPARAM.6.Hc	Boolean, Byte, Word , Short, Float	Read/Write
OPRELPARAM.6.I	Boolean, Byte, Word , Short, Float	Read/Write
OPRELPARAM.6.Ic	Boolean, Byte, Word , Short, Float	Read/Write
OPRELPARAM.6.MR	Boolean, Byte, Word , Short, Float	Read/Write
OPRELPARAM.6.Oc	Boolean, Byte, Word , Short, Float	Read/Write
OPRELPARAM.6.OH	Boolean, Byte, Word , Short, Float	Read/Write
OPRELPARAM.6.OL	Boolean, Byte, Word , Short, Float	Read/Write
OPRELPARAM.6.P	Boolean, Byte, Word, Short, Float	Read/Write
OPRELPARAM.6.Pc	Boolean, Byte, Word , Short, Float	Read/Write
OPRELPARAM.6.PO	Boolean, Byte, Word , Short, Float	Read/Write
OPRELPARAM.6.RP	Boolean, Byte, Word , Short, Float	Read/Write
OPRELPARAM.6.SP	Boolean, Byte, Word , Short, Float	Read/Write
OPRELPARAM.7.D	Boolean, Byte, Word , Short, Float	Read/Write
OPRELPARAM.7.DB	Boolean, Byte, Word , Short, Float	Read/Write
OPRELPARAM.7.Dc	Boolean, Byte, Word , Short, Float	Read/Write
OPRELPARAM.7.DR	Boolean, Byte, Word , Short, Float	Read/Write
OPRELPARAM.7.H	Boolean, Byte, Word , Short, Float	Read/Write
OPRELPARAM.7.Hc	Boolean, Byte, Word , Short, Float	Read/Write

Address Format	Data Types	Access
OPRELPARAM.7.I	Boolean, Byte, Word , Short, Float	Read/Write
OPRELPARAM.7.Ic	Boolean, Byte, Word , Short, Float	Read/Write
OPRELPARAM.7.MR	Boolean, Byte, Word , Short, Float	Read/Write
OPRELPARAM.7.Oc	Boolean, Byte, Word , Short, Float	Read/Write
OPRELPARAM.7.OH	Boolean, Byte, Word , Short, Float	Read/Write
OPRELPARAM.7.OL	Boolean, Byte, Word , Short, Float	Read/Write
OPRELPARAM.7.P	Boolean, Byte, Word, Short, Float	Read/Write
OPRELPARAM.7.Pc	Boolean, Byte, Word , Short, Float	Read/Write
OPRELPARAM.7.PO	Boolean, Byte, Word , Short, Float	Read/Write
OPRELPARAM.7.SP	Boolean, Byte, Word , Short, Float	Read/Write
OPRELPARAM.8.D	Boolean, Byte, Word , Short, Float	Read/Write
OPRELPARAM.8.DB	Boolean, Byte, Word , Short, Float	Read/Write
OPRELPARAM.8.Dc	Boolean, Byte, Word , Short, Float	Read/Write
OPRELPARAM.8.DR	Boolean, Byte, Word , Short, Float	Read/Write
OPRELPARAM.8.H	Boolean, Byte, Word , Short, Float	Read/Write
OPRELPARAM.8.Hc	Boolean, Byte, Word , Short, Float	Read/Write
OPRELPARAM.8.I	Boolean, Byte, Word , Short, Float	Read/Write
OPRELPARAM.8.Ic	Boolean, Byte, Word , Short, Float	Read/Write
OPRELPARAM.8.MR	Boolean, Byte, Word , Short, Float	Read/Write
OPRELPARAM.8.Oc	Boolean, Byte, Word , Short, Float	Read/Write
OPRELPARAM.8.OH	Boolean, Byte, Word , Short, Float	Read/Write
OPRELPARAM.8.OL	Boolean, Byte, Word , Short, Float	Read/Write
OPRELPARAM.8.P	Boolean, Byte, Word, Short, Float	Read/Write
OPRELPARAM.8.Pc	Boolean, Byte, Word , Short, Float	Read/Write
OPRELPARAM.8.PO	Boolean, Byte, Word , Short, Float	Read/Write
OPRELPARAM.8.SP	Boolean, Byte, Word , Short, Float	Read/Write
OPRELPARAM.RDV	Boolean, Byte, Word , Short, Float	Read/Write

Setup Parameters Addressing for UT450

The driver supports the following Setup parameters addresses for UT450. The default data type for each address type is shown in **bold**.

Address Format	Data Types	Access
SETUP.A/M	Boolean, Byte, Word , Short, Float	Read/Write
SETUP.AL1	Boolean, Byte, Word , Short, Float	Read/Write
SETUP.AL2	Boolean, Byte, Word , Short, Float	Read/Write
SETUP.AL3	Boolean, Byte, Word , Short, Float	Read/Write
SETUP.AL4	Boolean, Byte, Word , Short, Float	Read/Write
SETUP.AMD	Boolean, Byte, Word , Short, Float	Read/Write
SETUP.AR	Boolean, Byte, Word , Short, Float	Read/Write

Address Format	Data Types	Access
SETUP.C.S1	Boolean, Byte, Word , Short, Float	Read/Write
SETUP.C.S2	Boolean, Byte, Word , Short, Float	Read/Write
SETUP.C.S3	Boolean, Byte, Word , Short, Float	Read/Write
SETUP.C.S4	Boolean, Byte, Word , Short, Float	Read/Write
SETUP.C.S5	Boolean, Byte, Word , Short, Float	Read/Write
SETUP.DIS	Boolean, Byte, Word , Short, Float	Read/Write
SETUP.DVB	Boolean, Byte, Word , Short, Float	Read/Write
SETUP.DY1	Boolean, Byte, Word , Short, Float	Read/Write
SETUP.DY2	Boolean, Byte, Word , Short, Float	Read/Write
SETUP.DY3	Boolean, Byte, Word , Short, Float	Read/Write
SETUP.DY4	Boolean, Byte, Word , Short, Float	Read/Write
SETUP.GRP	Boolean, Byte, Word , Short, Float	Read/Write
SETUP.HY1	Boolean, Byte, Word , Short, Float	Read/Write
SETUP.HY2	Boolean, Byte, Word , Short, Float	Read/Write
SETUP.HY3	Boolean, Byte, Word , Short, Float	Read/Write
SETUP.HY4	Boolean, Byte, Word , Short, Float	Read/Write
SETUP.MOD	Boolean, Byte, Word , Short, Float	Read/Write
SETUP.OPR	Boolean, Byte, Word , Short, Float	Read/Write
SETUP.PID	Boolean, Byte, Word , Short, Float	Read/Write
SETUP.PVT	Boolean, Byte, Word , Short, Float	Read/Write
SETUP.R/L	Boolean, Byte, Word , Short, Float	Read/Write
SETUP.R.MD	Boolean, Byte, Word , Short, Float	Read/Write
SETUP.R.TM	Boolean, Byte, Word , Short, Float	Read/Write
SETUP.RET	Boolean, Byte, Word , Short, Float	Read/Write
SETUP.RMS	Boolean, Byte, Word , Short, Float	Read/Write
SETUP.RTH	Boolean, Byte, Word , Short, Float	Read/Write
SETUP.RTL	Boolean, Byte, Word , Short, Float	Read/Write
SETUP.SPH	Boolean, Byte, Word , Short, Float	Read/Write
SETUP.SPL	Boolean, Byte, Word , Short, Float	Read/Write
SETUP.SPT	Boolean, Byte, Word , Short, Float	Read/Write
SETUP.TMU	Boolean, Byte, Word , Short, Float	Read/Write
SETUP.ZON	Boolean, Byte, Word , Short, Float	Read/Write

Process Parameters Addressing for UT450

The driver supports the following Process parameter addresses for UT450. The default data type for each address type is shown in **bold**.

Address Format	Data Types	Access
PROCESS.ADERROR	Boolean, Byte, Word , Short, Float	Read Only
PROCESS.ALM	Boolean, Byte, Word , Short, Float	Read Only

Address Format	Data Types	Access
PROCESS.ALOSTS	Boolean, Byte, Word , Short, Float	Read Only
PROCESS.COUT	Boolean, Byte, Word, Short, Float	Read Only
PROCESS.CSP	Boolean, Byte, Word, Short, Float	Read Only
PROCESS.CSPNO	Boolean, Byte, Word , Short, Float	Read Only
PROCESS.DEV	Boolean, Byte, Word , Short, Float	Read Only
PROCESS.DISTS	Boolean, Byte, Word , Short, Float	Read Only
PROCESS.ERROR	Boolean, Byte, Word , Short, Float	Read Only
PROCESS.HOUT	Boolean, Byte, Word, Short, Float	Read Only
PROCESS.MOD	Boolean, Byte, Word , Short, Float	Read Only
PROCESS.OR	Boolean, Byte, Word , Short, Float	Read Only
PROCESS.OUT	Boolean, Byte, Word, Short, Float	Read Only
PROCESS.PARAERR	Boolean, Byte, Word , Short, Float	Read Only
PROCESS.PIDNO	Boolean, Byte, Word , Short, Float	Read Only
PROCESS.PV	Boolean, Byte, Word, Short, Float	Read Only
PROCESS.TIM1	Boolean, Byte, Word , Short, Float	Read Only
PROCESS.TIM2	Boolean, Byte, Word , Short, Float	Read Only

PV Input Parameters Addressing for UT450

The driver supports the following PV Input parameters addresses for UT450. The default data type for each address type is shown in **bold**.

Address Format	Data Types	Access
PVINP.ADR	Boolean, Byte, Word , Short, Float	Read/Write
PVINP.BPS	Boolean, Byte, Word , Short, Float	Read/Write
PVINP.BSL	Boolean, Byte, Word , Short, Float	Read/Write
PVINP.CT	Boolean, Byte, Word , Short, Float	Read/Write
PVINP.CTC	Boolean, Byte, Word , Short, Float	Read/Write
PVINP.DLN	Boolean, Byte, Word , Short, Float	Read/Write
PVINP.DP	Boolean, Byte, Word , Short, Float	Read Only
PVINP.DPC	Boolean, Byte, Word , Short, Float	Read/Write
PVINP.IN	Boolean, Byte, Word , Short, Float	Read/Write
PVINP.INI	Boolean, Byte, Word , Short, Float	Read/Write
PVINP.OT	Boolean, Byte, Word , Short, Float	Read/Write
PVINP.PRI	Boolean, Byte, Word , Short, Float	Read/Write
PVINP.PSL	Boolean, Byte, Word , Short, Float	Read/Write
PVINP.RH	Boolean, Byte, Word , Short, Float	Read/Write
PVINP.RJC	Boolean, Byte, Word , Short, Float	Read/Write
PVINP.RL	Boolean, Byte, Word , Short, Float	Read/Write
PVINP.RP.T	Boolean, Byte, Word , Short, Float	Read/Write
PVINP.RSH	Boolean, Byte, Word , Short, Float	Read/Write

Address Format	Data Types	Access
PVinp.RSL	Boolean, Byte, Word , Short, Float	Read/Write
PVinp.RSP	Boolean, Byte, Word , Short, Float	Read/Write
PVinp.SDP	Boolean, Byte, Word , Short, Float	Read/Write
PVinp.SH	Boolean, Byte, Word , Short, Float	Read/Write
PVinp.SL	Boolean, Byte, Word , Short, Float	Read/Write
PVinp.STP	Boolean, Byte, Word , Short, Float	Read/Write
PVinp.TR.T	Boolean, Byte, Word , Short, Float	Read/Write
PVinp.UNI	Boolean, Byte, Word , Short, Float	Read/Write
PVinp.V.AT	Boolean, Byte, Word , Short, Float	Read/Write
PVinp.V.H	Boolean, Byte, Word , Short, Float	Read/Write
PVinp.V.L	Boolean, Byte, Word , Short, Float	Read/Write
PVinp.V.MOD	Boolean, Byte, Word , Short, Float	Read/Write
PVinp.V.RS	Boolean, Byte, Word , Short, Float	Read/Write

Status Addressing for UT450

The driver supports Boolean status addresses for UT450.

Address Format	Data Types	Access
STATUS.AD1BO.st	Boolean	Read Only
STATUS.AD1ERROR.st	Boolean	Read Only
STATUS.AD3BO.st	Boolean	Read Only
STATUS.AD3ERROR.st	Boolean	Read Only
STATUS.ALM1.st	Boolean	Read Only
STATUS.ALM2.st	Boolean	Read Only
STATUS.ALM3.st	Boolean	Read Only
STATUS.ALM4.st	Boolean	Read Only
STATUS.ALO1.st	Boolean	Read Only
STATUS.ALO2.st	Boolean	Read Only
STATUS.ALO3.st	Boolean	Read Only
STATUS.ALO4.st	Boolean	Read Only
STATUS.AT.E.st	Boolean	Read Only
STATUS.AT.st	Boolean	Read Only
STATUS.AUT/MAN.st	Boolean	Read Only
STATUS.CALB.E.st	Boolean	Read Only
STATUS.CSPNO.0.st	Boolean	Read Only
STATUS.CSPNO.1.st	Boolean	Read Only
STATUS.CSPNO.2.st	Boolean	Read Only
STATUS.CSPNO.3.st	Boolean	Read Only
STATUS.DEVI.st	Boolean	Read Only

Address Format	Data Types	Access
STATUS.DEVI+.st	Boolean	Read Only
STATUS.DEVIZ.st	Boolean	Read Only
STATUS.DI1.st	Boolean	Read Only
STATUS.DI2.st	Boolean	Read Only
STATUS.DI3.st	Boolean	Read Only
STATUS.DI4.st	Boolean	Read Only
STATUS.DI5.st	Boolean	Read Only
STATUS.DI6.st	Boolean	Read Only
STATUS.DI8.st	Boolean	Read Only
STATUS.EEP.E.st	Boolean	Read Only
STATUS.MODE.E.st	Boolean	Read Only
STATUS.OR.st	Boolean	Read Only
STATUS.PARA.E.st	Boolean	Read Only
STATUS.PIDNO.0.st	Boolean	Read Only
STATUS.PIDNO.1.st	Boolean	Read Only
STATUS.PIDNO.2.st	Boolean	Read Only
STATUS.PIDNO.3.st	Boolean	Read Only
STATUS.POWER.ON.st	Boolean	Read Only
STATUS.PV+over.st	Boolean	Read Only
STATUS.PVADC.st	Boolean	Read Only
STATUS.PVBO.st	Boolean	Read Only
STATUS.PV-over.st	Boolean	Read Only
STATUS.RANGE.st	Boolean	Read Only
STATUS.REM/LCL.st	Boolean	Read Only
STATUS.RJCERR.st	Boolean	Read Only
STATUS.RSP.ADC.st	Boolean	Read Only
STATUS.RSP.BO.st	Boolean	Read Only
STATUS.RUN/STOP.st	Boolean	Read Only
STATUS.SETUP.st	Boolean	Read Only
STATUS.SYSTEM.E.st	Boolean	Read Only
STATUS.V.GUE.st	Boolean	Read Only
STATUS.VLV.ATERR.st	Boolean	Read Only
STATUS.VLV.BOUT.st	Boolean	Read Only
OFFSTATUS.AD1BO.off	Boolean	Read Only
OFFSTATUS.AD1ERROR.off	Boolean	Read Only
OFFSTATUS.AD3BO.off	Boolean	Read Only
OFFSTATUS.AD3ERROR.off	Boolean	Read Only
OFFSTATUS.ALM1.off	Boolean	Read Only
OFFSTATUS.ALM2.off	Boolean	Read Only

Address Format	Data Types	Access
OFFSTATUS.ALM3.off	Boolean	Read Only
OFFSTATUS.ALM4.off	Boolean	Read Only
OFFSTATUS.AT.E.off	Boolean	Read Only
OFFSTATUS.AT.off	Boolean	Read Only
OFFSTATUS.AUT/MAN.off	Boolean	Read Only
OFFSTATUS.CALB.E.off	Boolean	Read Only
OFFSTATUS.DI1.off	Boolean	Read Only
OFFSTATUS.DI2.off	Boolean	Read Only
OFFSTATUS.DI3.off	Boolean	Read Only
OFFSTATUS.DI4.off	Boolean	Read Only
OFFSTATUS.DI5.off	Boolean	Read Only
OFFSTATUS.DI6.off	Boolean	Read Only
OFFSTATUS.DI8.off	Boolean	Read Only
OFFSTATUS.EEP.E.off	Boolean	Read Only
OFFSTATUS.MODE.E.off	Boolean	Read Only
OFFSTATUS.OR.off	Boolean	Read Only
OFFSTATUS.PARA.E.off	Boolean	Read Only
OFFSTATUS.PV+over.off	Boolean	Read Only
OFFSTATUS.PVADC.off	Boolean	Read Only
OFFSTATUS.PVBO.off	Boolean	Read Only
OFFSTATUS.PV-over.off	Boolean	Read Only
OFFSTATUS.RANGE.off	Boolean	Read Only
OFFSTATUS.REM/LCL.off	Boolean	Read Only
OFFSTATUS.RJCERR.off	Boolean	Read Only
OFFSTATUS.RSP.ADC.off	Boolean	Read Only
OFFSTATUS.RSP.BO.off	Boolean	Read Only
OFFSTATUS.RUN/STOP.off	Boolean	Read Only
OFFSTATUS.SETUP.off	Boolean	Read Only
OFFSTATUS.SYSTEM.E.off	Boolean	Read Only
OFFSTATUS.VLV.ATERR.off	Boolean	Read Only
OFFSTATUS.VLV.BOUT.off	Boolean	Read Only
ONSTATUS.AD1BO.on	Boolean	Read Only
ONSTATUS.AD1ERROR.on	Boolean	Read Only
ONSTATUS.AD3BO.on	Boolean	Read Only
ONSTATUS.AD3ERROR.on	Boolean	Read Only
ONSTATUS.ALM1.on	Boolean	Read Only
ONSTATUS.ALM2.on	Boolean	Read Only
ONSTATUS.ALM3.on	Boolean	Read Only
ONSTATUS.ALM4.on	Boolean	Read Only

Address Format	Data Types	Access
ONSTATUS.AT.E.on	Boolean	Read Only
ONSTATUS.AT.on	Boolean	Read Only
ONSTATUS.AUT/MAN.on	Boolean	Read Only
ONSTATUS.CALB.E.on	Boolean	Read Only
ONSTATUS.DI1.on	Boolean	Read Only
ONSTATUS.DI2.on	Boolean	Read Only
ONSTATUS.DI3.on	Boolean	Read Only
ONSTATUS.DI4.on	Boolean	Read Only
ONSTATUS.DI5.on	Boolean	Read Only
ONSTATUS.DI6.on	Boolean	Read Only
ONSTATUS.DI8.on	Boolean	Read Only
ONSTATUS.EEP.E.on	Boolean	Read Only
ONSTATUS.MODE.E.on	Boolean	Read Only
ONSTATUS.OR.on	Boolean	Read Only
ONSTATUS.PARA.E.on	Boolean	Read Only
ONSTATUS.PV+over.on	Boolean	Read Only
ONSTATUS.PVADC.on	Boolean	Read Only
ONSTATUS.PVBO.on	Boolean	Read Only
ONSTATUS.PV-over.on	Boolean	Read Only
ONSTATUS.RANGE.on	Boolean	Read Only
ONSTATUS.REM/LCL.on	Boolean	Read Only
ONSTATUS.RJCERR.on	Boolean	Read Only
ONSTATUS.RSP.ADC.on	Boolean	Read Only
ONSTATUS.RSP.BO.on	Boolean	Read Only
ONSTATUS.RUN/STOP.on	Boolean	Read Only
ONSTATUS.SETUP.on	Boolean	Read Only
ONSTATUS.SYSTEM.E.on	Boolean	Read Only
ONSTATUS.VLV.ATERR.on	Boolean	Read Only
ONSTATUS.VLV.BOUT.on	Boolean	Read Only

Absolute Address Mapping (D0001-D1254) for UT420/UT450

Register to Tag Address Mapping for registers D0001-D1254 are shown below.

● **Note:** Registers missing in the given range are either not applicable for this device model or are not supported.

Register Address	Tag Address
D0001	PROCESS.ADERROR
D0002	PROCESS.ERROR
D0003	PROCESS.PV

Register Address	Tag Address
D0004	PROCESS.CSP
D0005	PROCESS.OUT
D0006	PROCESS.HOUT
D0007	PROCESS.COUT
D0008	PROCESS.MOD
D0009	PROCESS.PIDNO
D0010	PROCESS.CSPNO
D0011	PROCESS.ALM
D0026	PROCESS.DEV
D0027	PROCESS.OR
D0033	PROCESS.DISTS
D0035	PROCESS.PARAERR
D0036	PROCESS.ALOSTS
D0037	PROCESS.TIM1
D0038	PROCESS.TIM2
D0201	OPRELPARAM.A/M
D0203	OPRELPARAM.R/L
D0205	OPRELPARAM.S/R
D0207	OPRELPARAM.SPN
D0215	OPRELPARAM.C.RSP
D0217	OPRELPARAM.MOUT
D0218	OPRELPARAM.MOUT _c
D0231	OPRELPARAM.A1
D0232	OPRELPARAM.A2
D0233	OPRELPARAM.A3
D0234	OPRELPARAM.A4
D0241	OPRELPARAM.AT
D0242	OPRELPARAM.SC
D0243	OPRELPARAM.BS
D0244	OPRELPARAM.FL
D0245	OPRELPARAM.UPR
D0246	OPRELPARAM.DNR
D0247	OPRELPARAM.RT
D0248	OPRELPARAM.RBS
D0249	OPRELPARAM.RFL
D0250	OPRELPARAM.ORB
D0251	OPRELPARAM.ORH
D0252	OPRELPARAM.ORL
D0301	OPRELPARAM.1.SP

Register Address	Tag Address
D0306	OPRELPARAM.1.P
D0307	OPRELPARAM.1.I
D0308	OPRELPARAM.1.D
D0309	OPRELPARAM.1.OH
D0310	OPRELPARAM.1.OL
D0311	OPRELPARAM.1.MR
D0312	OPRELPARAM.1.H
D0313	OPRELPARAM.1.DR
D0314	OPRELPARAM.1.Pc
D0315	OPRELPARAM.1.Ic
D0316	OPRELPARAM.1.Dc
D0317	OPRELPARAM.1.Hc
D0318	OPRELPARAM.1.DB
D0319	OPRELPARAM.1.RP
D0320	OPRELPARAM.1.PO
D0321	OPRELPARAM.1.Oc
D0326	OPRELPARAM.2.SP
D0331	OPRELPARAM.2.P
D0332	OPRELPARAM.2.I
D0333	OPRELPARAM.2.D
D0334	OPRELPARAM.2.OH
D0335	OPRELPARAM.2.OL
D0336	OPRELPARAM.2.MR
D0337	OPRELPARAM.2.H
D0338	OPRELPARAM.2.DR
D0339	OPRELPARAM.2.Pc
D0340	OPRELPARAM.2.Ic
D0341	OPRELPARAM.2.Dc
D0342	OPRELPARAM.2.Hc
D0343	OPRELPARAM.2.DB
D0344	OPRELPARAM.2.RP
D0345	OPRELPARAM.2.PO
D0346	OPRELPARAM.2.Oc
D0351	OPRELPARAM.3.SP
D0356	OPRELPARAM.3.P
D0357	OPRELPARAM.3.I
D0358	OPRELPARAM.3.D
D0359	OPRELPARAM.3.OH
D0360	OPRELPARAM.3.OL

Register Address	Tag Address
D0361	OPRELPARAM.3.MR
D0362	OPRELPARAM.3.H
D0363	OPRELPARAM.3.DR
D0364	OPRELPARAM.3.Pc
D0365	OPRELPARAM.3.lc
D0366	OPRELPARAM.3.Dc
D0367	OPRELPARAM.3.Hc
D0368	OPRELPARAM.3.DB
D0369	OPRELPARAM.3.RP
D0370	OPRELPARAM.3.PO
D0371	OPRELPARAM.3.Oc
D0376	OPRELPARAM.4.SP
D0381	OPRELPARAM.4.P
D0382	OPRELPARAM.4.I
D0383	OPRELPARAM.4.D
D0384	OPRELPARAM.4.OH
D0385	OPRELPARAM.4.OL
D0386	OPRELPARAM.4.MR
D0387	OPRELPARAM.4.H
D0388	OPRELPARAM.4.DR
D0389	OPRELPARAM.4.Pc
D0390	OPRELPARAM.4.lc
D0391	OPRELPARAM.4.Dc
D0392	OPRELPARAM.4.Hc
D0393	OPRELPARAM.4.DB
D0394	OPRELPARAM.4.RP
D0395	OPRELPARAM.4.PO
D0396	OPRELPARAM.4.Oc
D0401	OPRELPARAM.5.SP
D0406	OPRELPARAM.5.P
D0407	OPRELPARAM.5.I
D0408	OPRELPARAM.5.D
D0409	OPRELPARAM.5.OH
D0410	OPRELPARAM.5.OL
D0411	OPRELPARAM.5.MR
D0412	OPRELPARAM.5.H
D0413	OPRELPARAM.5.DR
D0414	OPRELPARAM.5.Pc
D0415	OPRELPARAM.5.lc

Register Address	Tag Address
D0416	OPRELPARAM.5.Dc
D0417	OPRELPARAM.5.Hc
D0418	OPRELPARAM.5.DB
D0419	OPRELPARAM.5.RP
D0420	OPRELPARAM.5.PO
D0421	OPRELPARAM.5.Oc
D0426	OPRELPARAM.6.SP
D0431	OPRELPARAM.6.P
D0432	OPRELPARAM.6.I
D0433	OPRELPARAM.6.D
D0434	OPRELPARAM.6.OH
D0435	OPRELPARAM.6.OL
D0436	OPRELPARAM.6.MR
D0437	OPRELPARAM.6.H
D0438	OPRELPARAM.6.DR
D0439	OPRELPARAM.6.Pc
D0440	OPRELPARAM.6.Ic
D0441	OPRELPARAM.6.Dc
D0442	OPRELPARAM.6.Hc
D0443	OPRELPARAM.6.DB
D0444	OPRELPARAM.6.RP
D0445	OPRELPARAM.6.PO
D0446	OPRELPARAM.6.Oc
D0451	OPRELPARAM.7.SP
D0456	OPRELPARAM.7.P
D0457	OPRELPARAM.7.I
D0458	OPRELPARAM.7.D
D0459	OPRELPARAM.7.OH
D0460	OPRELPARAM.7.OL
D0461	OPRELPARAM.7.MR
D0462	OPRELPARAM.7.H
D0463	OPRELPARAM.7.DR
D0464	OPRELPARAM.7.Pc
D0465	OPRELPARAM.7.Ic
D0466	OPRELPARAM.7.Dc
D0467	OPRELPARAM.7.Hc
D0468	OPRELPARAM.7.DB
D0469	OPRELPARAM.RHY
D0470	OPRELPARAM.7.PO

Register Address	Tag Address
D0471	OPRELPARAM.7.Oc
D0476	OPRELPARAM.8.SP
D0481	OPRELPARAM.8.P
D0482	OPRELPARAM.8.I
D0483	OPRELPARAM.8.D
D0484	OPRELPARAM.8.OH
D0485	OPRELPARAM.8.OL
D0486	OPRELPARAM.8.MR
D0487	OPRELPARAM.8.H
D0488	OPRELPARAM.8.DR
D0489	OPRELPARAM.8.Pc
D0490	OPRELPARAM.8.Ic
D0491	OPRELPARAM.8.Dc
D0492	OPRELPARAM.8.Hc
D0493	OPRELPARAM.8.DB
D0494	OPRELPARAM.RDV
D0495	OPRELPARAM.8.PO
D0496	OPRELPARAM.8.Oc
D0901	SETUP.RMS
D0902	SETUP.SPT
D0903	SETUP.PVT
D0904	SETUP.TMU
D0915	SETUP.AL1
D0916	SETUP.AL2
D0917	SETUP.AL3
D0918	SETUP.AL4
D0919	SETUP.HY1
D0920	SETUP.HY2
D0921	SETUP.HY3
D0922	SETUP.HY4
D0923	SETUP.AMD
D0926	SETUP.OPR
D0927	SETUP.MOD
D0928	SETUP.AR
D0929	SETUP.ZON
D0930	SETUP.R.MD
D0931	SETUP.R.TM
D0932	SETUP.DIS
D0933	SETUP.SPH

Register Address	Tag Address
D0934	SETUP.SPL
D0935	SETUP.DY1
D0936	SETUP.DY2
D0937	SETUP.DY3
D0938	SETUP.DY4
D0940	SETUP.GRP
D1013	SETUP.RET
D1014	SETUP.RTH
D1015	SETUP.RTL
D1019	SETUP.DVB
D1025	SETUP.A/M
D1028	SETUP.R/L
D1032	SETUP.PID
D1101	SETUP.C.S1
D1102	SETUP.C.S2
D1103	SETUP.C.S3
D1104	SETUP.C.S4
D1105	SETUP.C.S5
D1201	PVINP.IN
D1202	PVINP.UNI
D1203	PVINP.DP
D1204	PVINP.RH
D1205	PVINP.RL
D1206	PVINP.SDP
D1207	PVINP.SH
D1208	PVINP.SL
D1209	PVINP.BSL
D1210	PVINP.RJC
D1221	PVINP.RSP
D1227	PVINP.RSH
D1228	PVINP.RSL
D1238	PVINP.OT
D1240	PVINP.CT
D1242	PVINP.CTC
D1247	PVINP.PSL
D1248	PVINP.BPS
D1249	PVINP.PRI
D1250	PVINP.STP
D1251	PVINP.DLN

Register Address	Tag Address
D1252	PVINP.ADR
D1253	PVINP.RP.T
D1261	PVINP.V.RS
D1262	PVINP.V.L
D1263	PVINP.V.H
D1264	PVINP.TR.T
D1265	PVINP.V.MOD
D1266	PVINP.INI
D1267	PVINP.V.AT
D1274	PVINP.DPC

Absolute Address Mapping (I0001-I0693) for UT420/UT450

Register to Tag Address Mapping for registers I0001-I0693 are shown below.

● **Note:** Registers missing in the given range are either not applicable for this device model or are not supported.

Register Address	Tag Address
I0001	STATUS.AD1ERROR.st
I0003	STATUS.AD3ERROR.st
I0005	STATUS.AD1BO.st
I0007	STATUS.AD3BO.st
I0009	STATUS.RJCERR.st
I0012	STATUS.VLV.ATERR.st
I0013	STATUS.VLV.BOUT.st
I0017	STATUS.PVADC.st
I0018	STATUS.PVBO.st
I0021	STATUS.PV+over.st
I0022	STATUS.PV-over.st
I0025	STATUS.RSP.ADC.st
I0026	STATUS.RSP.BO.st
I0031	STATUS.AT.E.st
I0049	STATUS.CALB.E.st
I0054	STATUS.RANGE.st
I0055	STATUS.SETUP.st
I0057	STATUS.PARA.E.st
I0058	STATUS.MODE.E.st
I0061	STATUS.EEP.E.st
I0063	STATUS.SYSTEM.E.st
I0065	STATUS.AUT/MAN.st

Register Address	Tag Address
I0066	STATUS.REM/LCL.st
I0067	STATUS.RUN/STOP.st
I0079	STATUS.AT.st
I0097	STATUS.ALM1.st
I0098	STATUS.ALM2.st
I0099	STATUS.ALM3.st
I0101	STATUS.ALM4.st
I0102	STATUS.OR.st
I0161	STATUS.DI1.st
I0162	STATUS.DI2.st
I0163	STATUS.DI3.st
I0164	STATUS.DI4.st
I0165	STATUS.DI5.st
I0166	STATUS.DI6.st
I0168	STATUS.DI8.st
I0193	ONSTATUS.AD1ERROR.on
I0195	ONSTATUS.AD3ERROR.on
I0197	ONSTATUS.AD1BO.on
I0199	ONSTATUS.AD3BO.on
I0201	ONSTATUS.RJCERR.on
I0204	ONSTATUS.VLV.ATERR.on
I0205	ONSTATUS.VLV.BOUT.on
I0209	ONSTATUS.PVADC.on
I0210	ONSTATUS.PVBO.on
I0213	ONSTATUS.PV+over.on
I0214	ONSTATUS.PV-over.on
I0217	ONSTATUS.RSP.ADC.on
I0218	ONSTATUS.RSP.BO.on
I0223	ONSTATUS.AT.E.on
I0241	ONSTATUS.CALB.E.on
I0246	ONSTATUS.RANGE.on
I0247	ONSTATUS.SETUP.on
I0249	ONSTATUS.PARA.E.on
I0250	ONSTATUS.MODE.E.on
I0253	ONSTATUS.EEP.E.on
I0255	ONSTATUS.SYSTEM.E.on
I0257	ONSTATUS.AUT/MAN.on
I0258	ONSTATUS.REM/LCL.on
I0259	ONSTATUS.RUN/STOP.on

Register Address	Tag Address
I0271	ONSTATUS.AT.on
I0289	ONSTATUS.ALM1.on
I0290	ONSTATUS.ALM2.on
I0291	ONSTATUS.ALM3.on
I0293	ONSTATUS.ALM4.on
I0294	ONSTATUS.OR.on
I0353	ONSTATUS.DI1.on
I0354	ONSTATUS.DI2.on
I0355	ONSTATUS.DI3.on
I0356	ONSTATUS.DI4.on
I0357	ONSTATUS.DI5.on
I0358	ONSTATUS.DI6.on
I0360	ONSTATUS.DI8.on
I0385	OFFSTATUS.AD1ERROR.off
I0387	OFFSTATUS.AD3ERROR.off
I0389	OFFSTATUS.AD1BO.off
I0391	OFFSTATUS.AD3BO.off
I0393	OFFSTATUS.RJCERR.off
I0396	OFFSTATUS.VLV.ATERR.off
I0397	OFFSTATUS.VLV.BOUT.off
I0401	OFFSTATUS.PVADC.off
I0402	OFFSTATUS.PVBO.off
I0405	OFFSTATUS.PV+over.off
I0406	OFFSTATUS.PV-over.off
I0409	OFFSTATUS.RSP.ADC.off
I0410	OFFSTATUS.RSP.BO.off
I0415	OFFSTATUS.AT.E.off
I0433	OFFSTATUS.CALB.E.off
I0438	OFFSTATUS.RANGE.off
I0439	OFFSTATUS.SETUP.off
I0441	OFFSTATUS.PARA.E.off
I0442	OFFSTATUS.MODE.E.off
I0445	OFFSTATUS.EEP.E.off
I0447	OFFSTATUS.SYSTEM.E.off
I0449	OFFSTATUS.AUT/MAN.off
I0450	OFFSTATUS.REM/LCL.off
I0451	OFFSTATUS.RUN/STOP.off
I0463	OFFSTATUS.AT.off
I0481	OFFSTATUS.ALM1.off

Register Address	Tag Address
I0482	OFFSTATUS.ALM2.off
I0483	OFFSTATUS.ALM3.off
I0485	OFFSTATUS.ALM4.off
I0486	OFFSTATUS.OR.off
I0545	OFFSTATUS.DI1.off
I0546	OFFSTATUS.DI2.off
I0547	OFFSTATUS.DI3.off
I0548	OFFSTATUS.DI4.off
I0549	OFFSTATUS.DI5.off
I0550	OFFSTATUS.DI6.off
I0552	OFFSTATUS.DI8.off
I0577	STATUS.CSPNO.0.st
I0578	STATUS.CSPNO.1.st
I0579	STATUS.CSPNO.2.st
I0580	STATUS.CSPNO.3.st
I0593	STATUS.PIDNO.0.st
I0594	STATUS.PIDNO.1.st
I0595	STATUS.PIDNO.2.st
I0596	STATUS.PIDNO.3.st
I0665	STATUS.V.GUE.st
I0672	STATUS.POWER.ON.st
I0681	STATUS.DEVI-.st
I0682	STATUS.DEVIZ.st
I0683	STATUS.DEVI+.st
I0689	STATUS.ALO1.st
I0690	STATUS.ALO2.st
I0691	STATUS.ALO3.st
I0693	STATUS.ALO4.st

Configuration Parameters Addressing for UT520/UT550

The driver supports the following Configuration properties addresses for UT520/UT550. The default data type for each address type is shown in **bold**.

Address Format	Data Types	Access
CONFIG.AUTO	Boolean	Read/Write
CONFIG.C.S1	Boolean, Byte, Word , Short, Float	Read/Write
CONFIG.C.S2	Boolean, Byte, Word , Short, Float	Read/Write
CONFIG.C.S3	Boolean, Byte, Word , Short, Float	Read/Write
CONFIG.C.S4	Boolean, Byte, Word , Short, Float	Read/Write
CONFIG.C.S5	Boolean, Byte, Word , Short, Float	Read/Write

Address Format	Data Types	Access
CONFIG.CAS	Boolean, Byte, Word , Short, Float	Read/Write
CONFIG.DO1	Boolean, Byte, Word , Short, Float	Read/Write
CONFIG.DO2	Boolean, Byte, Word , Short, Float	Read/Write
CONFIG.DO3	Boolean, Byte, Word , Short, Float	Read/Write
CONFIG.DO4	Boolean, Byte, Word , Short, Float	Read/Write
CONFIG.DO5	Boolean, Byte, Word , Short, Float	Read/Write
CONFIG.DO6	Boolean, Byte, Word , Short, Float	Read/Write
CONFIG.DO7	Boolean, Byte, Word , Short, Float	Read/Write
CONFIG.DP1	Boolean, Byte, Word , Short, Float	Read/Write
CONFIG.DP2	Boolean, Byte, Word , Short, Float	Read/Write
CONFIG.MAN	Boolean	Read/Write
CONFIG.MG1	Boolean, Byte, Word , Short, Float	Read/Write
CONFIG.MG2	Boolean, Byte, Word , Short, Float	Read/Write
CONFIG.MG3	Boolean, Byte, Word , Short, Float	Read/Write
CONFIG.MG4	Boolean, Byte, Word , Short, Float	Read/Write
CONFIG.PY1A	Boolean, Byte , Word , Short, Float	Read/Write
CONFIG.PY2A	Boolean, Byte , Word , Short, Float	Read/Write
CONFIG.PY1B	Boolean, Byte , Word , Short, Float	Read/Write
CONFIG.PY2B	Boolean, Byte , Word , Short, Float	Read/Write
CONFIG.R151	Boolean, Byte, Word , Short, Float	Read/Write
CONFIG.R152	Boolean, Byte, Word , Short, Float	Read/Write
CONFIG.R153	Boolean, Byte, Word , Short, Float	Read/Write
CONFIG.R154	Boolean, Byte, Word , Short, Float	Read/Write
CONFIG.R155	Boolean, Byte, Word , Short, Float	Read/Write
CONFIG.R156	Boolean, Byte, Word , Short, Float	Read/Write
CONFIG.R157	Boolean, Byte, Word , Short, Float	Read/Write
CONFIG.R158	Boolean, Byte, Word , Short, Float	Read/Write
CONFIG.R251	Boolean, Byte, Word , Short, Float	Read/Write
CONFIG.R252	Boolean, Byte, Word , Short, Float	Read/Write
CONFIG.R253	Boolean, Byte, Word , Short, Float	Read/Write
CONFIG.R254	Boolean, Byte, Word , Short, Float	Read/Write
CONFIG.R255	Boolean, Byte, Word , Short, Float	Read/Write
CONFIG.R256	Boolean, Byte, Word , Short, Float	Read/Write
CONFIG.R257	Boolean, Byte, Word , Short, Float	Read/Write
CONFIG.R258	Boolean, Byte, Word , Short, Float	Read/Write
CONFIG.S/R	Boolean	Read/Write
CONFIG.SP.b0	Boolean, Byte, Word , Short, Float	Read/Write
CONFIG.SP.b1	Boolean, Byte, Word , Short, Float	Read/Write
CONFIG.SP.b2	Boolean, Byte, Word , Short, Float	Read/Write
CONFIG.SP.b3	Boolean, Byte, Word , Short, Float	Read/Write

Address Format	Data Types	Access
CONFIG.A/M.1	Boolean	Read/Write
CONFIG.R/L.1	Boolean	Read/Write
CONFIG.A/M.2	Boolean	Read/Write
CONFIG.R/L.2	Boolean	Read/Write

Control Mode Parameters Addressing for UT520/UT550

The driver supports the following Control Mode parameters addresses for UT520/UT550. The default data type for each address type is shown in **bold**.

Address Format	Data Types	Access
CTRLMODE.A1H	Boolean, Byte, Word , Short, Float	Read/Write
CTRLMODE.A1L	Boolean, Byte, Word , Short, Float	Read/Write
CTRLMODE.A2H	Boolean, Byte, Word , Short, Float	Read/Write
CTRLMODE.A2L	Boolean, Byte, Word , Short, Float	Read/Write
CTRLMODE.A3H	Boolean, Byte, Word , Short, Float	Read/Write
CTRLMODE.A3L	Boolean, Byte, Word , Short, Float	Read/Write
CTRLMODE.ADR1	Boolean, Byte , Word, Short, Float	Read/Write
CTRLMODE.ADR2	Boolean, Byte , Word, Short, Float	Read/Write
CTRLMODE.AO1	Boolean	Read/Write
CTRLMODE.AO2	Boolean	Read/Write
CTRLMODE.AO3	Boolean	Read/Write
CTRLMODE.BPS1	Boolean, Byte , Word, Short, Float	Read/Write
CTRLMODE.BPS2	Boolean, Byte , Word, Short, Float	Read/Write
CTRLMODE.BSL1	Boolean, Byte , Word, Short, Float	Read/Write
CTRLMODE.BSL2	Boolean, Byte , Word, Short, Float	Read/Write
CTRLMODE.BSL3	Boolean, Byte , Word, Short, Float	Read/Write
CTRLMODE.CT1	Boolean, Byte, Word , Short, Float	Read/Write
CTRLMODE.CT2	Boolean, Byte, Word , Short, Float	Read/Write
CTRLMODE.CTc1	Boolean, Byte, Word , Short, Float	Read/Write
CTRLMODE.CTc2	Boolean, Byte, Word , Short, Float	Read/Write
CTRLMODE.DLN1	Boolean, Byte , Word, Short, Float	Read/Write
CTRLMODE.DLN2	Boolean, Byte , Word, Short, Float	Read/Write
CTRLMODE.DP1	Boolean, Byte, Word , Short, Float	Read Only
CTRLMODE.DP2	Boolean, Byte, Word , Short, Float	Read Only
CTRLMODE.DP3	Boolean, Byte, Word , Short, Float	Read Only
CTRLMODE.IN1	Boolean, Byte , Word, Short, Float	Read/Write
CTRLMODE.IN2	Boolean, Byte , Word, Short, Float	Read/Write
CTRLMODE.IN3	Boolean, Byte , Word, Short, Float	Read/Write
CTRLMODE.INIT	Boolean	Read/Write
CTRLMODE.OT1	Boolean, Byte , Word, Short, Float	Read/Write

Address Format	Data Types	Access
CTRLMODE.OT2	Boolean, Byte , Word, Short, Float	Read/Write
CTRLMODE.P.DP1	Boolean, Byte, Word , Short, Float	Read/Write
CTRLMODE.P.DP2	Boolean, Byte, Word , Short, Float	Read/Write
CTRLMODE.P.RH1	Boolean, Byte, Word, Short, Float	Read/Write
CTRLMODE.P.RH2	Boolean, Byte, Word, Short, Float	Read/Write
CTRLMODE.P.RL1	Boolean, Byte, Word, Short, Float	Read/Write
CTRLMODE.P.RL2	Boolean, Byte, Word, Short, Float	Read/Write
CTRLMODE.P.UNI1	Boolean, Byte , Word, Short, Float	Read/Write
CTRLMODE.P.UNI2	Boolean, Byte , Word, Short, Float	Read/Write
CTRLMODE.PRI1	Boolean, Byte , Word, Short, Float	Read/Write
CTRLMODE.PRI2	Boolean, Byte , Word, Short, Float	Read/Write
CTRLMODE.PSL1	Boolean, Byte , Word, Short, Float	Read/Write
CTRLMODE.PSL2	Boolean, Byte , Word, Short, Float	Read/Write
CTRLMODE.RH1	Boolean, Byte, Word, Short, Float	Read/Write
CTRLMODE.RH2	Boolean, Byte, Word, Short, Float	Read/Write
CTRLMODE.RH3	Boolean, Byte, Word, Short, Float	Read/Write
CTRLMODE.RJC1	Boolean , Byte, Word, Short, Float	Read/Write
CTRLMODE.RJC2	Boolean , Byte, Word, Short, Float	Read/Write
CTRLMODE.RL1	Boolean, Byte, Word , Short, Float	Read/Write
CTRLMODE.RL2	Boolean, Byte, Word , Short, Float	Read/Write
CTRLMODE.RL3	Boolean, Byte, Word , Short, Float	Read/Write
CTRLMODE.RP.T1	Boolean, Byte , Word, Short, Float	Read/Write
CTRLMODE.RP.T2	Boolean, Byte , Word, Short, Float	Read/Write
CTRLMODE.SDP1	Boolean, Byte , Word, Short, Float	Read/Write
CTRLMODE.SDP2	Boolean, Byte , Word, Short, Float	Read/Write
CTRLMODE.SDP3	Boolean, Byte , Word, Short, Float	Read/Write
CTRLMODE.SH1	Boolean, Byte, Word, Short, Float	Read/Write
CTRLMODE.SH2	Boolean, Byte, Word, Short, Float	Read/Write
CTRLMODE.SH3	Boolean, Byte, Word, Short, Float	Read/Write
CTRLMODE.SL1	Boolean, Byte, Word, Short, Float	Read/Write
CTRLMODE.SL2	Boolean, Byte, Word, Short, Float	Read/Write
CTRLMODE.SL3	Boolean, Byte, Word, Short, Float	Read/Write
CTRLMODE.SMP	Boolean, Byte, Word , Short, Float	Read/Write
CTRLMODE.STP1	Boolean, Byte , Word, Short, Float	Read/Write
CTRLMODE.STP2	Boolean, Byte , Word, Short, Float	Read/Write
CTRLMODE.TR.T	Boolean, Byte, Word , Short, Float	Read/Write
CTRLMODE.UNI1	Boolean, Byte , Word, Short, Float	Read/Write
CTRLMODE.UNI2	Boolean, Byte , Word, Short, Float	Read/Write
CTRLMODE.UNI3	Boolean, Byte , Word, Short, Float	Read/Write
CTRLMODE.UTM	Boolean, Byte , Word, Short, Float	Read/Write

Address Format	Data Types	Access
CTRLMODE.V.AT	Boolean, Byte, Word , Short, Float	Read/Write
CTRLMODE.V.H	Boolean, Byte, Word , Short, Float	Read/Write
CTRLMODE.V.L	Boolean, Byte, Word , Short, Float	Read/Write
CTRLMODE.V.MOD	Boolean, Byte, Word , Short, Float	Read/Write
CTRLMODE.V.RS	Boolean, Byte, Word , Short, Float	Read/Write

Loop Parameters Addressing for UT520/UT550

The driver supports the following Loop Parameters Addresses for UT520/UT550. The default data type for each address type is shown in **bold**.

Address Format	Data Types	Access
LOOPPARAM.A/M	Boolean	Read/Write
LOOPPARAM.A.BS1	Boolean, Byte, Word, Short, Float	Read/Write
LOOPPARAM.A.BS2	Boolean, Byte, Word, Short, Float	Read/Write
LOOPPARAM.A.BS3	Boolean, Byte, Word, Short, Float	Read/Write
LOOPPARAM.A.FL1	Boolean, Byte , Word, Short, Float	Read/Write
LOOPPARAM.A.FL2	Boolean, Byte , Word, Short, Float	Read/Write
LOOPPARAM.A.FL3	Boolean, Byte , Word, Short, Float	Read/Write
LOOPPARAM.A.LC1	Boolean, Byte, Word, Short, Float	Read/Write
LOOPPARAM.A.LC2	Boolean, Byte, Word, Short, Float	Read/Write
LOOPPARAM.A.LC3	Boolean, Byte, Word, Short, Float	Read/Write
LOOPPARAM.A.SR1	Boolean	Read/Write
LOOPPARAM.A.SR2	Boolean	Read/Write
LOOPPARAM.A.SR3	Boolean	Read/Write
LOOPPARAM.DVB1	Boolean, Byte, Word, Short, Float	Read/Write
LOOPPARAM.DVB2	Boolean, Byte, Word, Short, Float	Read/Write
LOOPPARAM.LP1	Boolean	Read/Write
LOOPPARAM.LP2	Boolean	Read/Write
LOOPPARAM.MODE	Boolean	Read/Write
LOOPPARAM.PID	Boolean	Read/Write
LOOPPARAM.PYS1	Boolean	Read/Write
LOOPPARAM.PYS2	Boolean	Read/Write
LOOPPARAM.PRG	Boolean, Byte, Word , Short, Float	Read/Write
LOOPPARAM.RET1	Boolean, Byte , Word, Short, Float	Read/Write
LOOPPARAM.RET2	Boolean, Byte , Short , Float	Read/Write
LOOPPARAM.RTH1	Boolean, Byte, Word, Short, Float	Read/Write
LOOPPARAM.RTH2	Boolean, Byte, Word, Short, Float	Read/Write
LOOPPARAM.RTL1	Boolean, Byte, Word, Short, Float	Read/Write
LOOPPARAM.RTL2	Boolean, Byte, Word, Short, Float	Read/Write

Address Format	Data Types	Access
LOOPPARAM.TSC1	Boolean, Byte, Word, Short, Float	Read/Write
LOOPPARAM.TSC2	Boolean, Byte, Word, Short, Float	Read/Write
LOOPPARAM.TTM	Boolean, Byte, Word , Short, Float	Read/Write
LOOPPARAM.USR	Boolean	Read/Write

L1 and L2 Mode Parameters Addressing for UT520/UT550

The driver supports the following L1 and L2 Mode parameters addresses for UT520/UT550. The default data type for each address type is shown in **bold**.

● **Note:** The driver supports bit access to the following. For more information, refer to Bit Addressing.

Address Format	Data Types	Access
L1MODE.AM1.st	Boolean, Byte, Word , Short, Float	Read Only
L1MODE.AT1.st	Boolean, Byte, Word , Short, Float	Read Only
L1MODE.AUT.st	Boolean, Byte, Word , Short, Float	Read Only
L1MODE.CAS.st	Boolean, Byte, Word , Short, Float	Read Only
L1MODE.MAN.st	Boolean, Byte, Word , Short, Float	Read Only
L1MODE.RL.st	Boolean, Byte, Word , Short, Float	Read Only
L1MODE.RS.st	Boolean, Byte, Word , Short, Float	Read Only
L2MODE.A/M2.st	Boolean, Byte, Word , Short, Float	Read Only
L2MODE.AT2.st	Boolean, Byte, Word , Short, Float	Read Only
L2MODE.R/L2.st	Boolean, Byte, Word , Short, Float	Read Only

Bit Addressing

The addressing format for bit accessing is L1MODE.<address name>:0-15. For example, L1MODE.AM1.st:0, L1MODE.AM1.st:1 etc.

Linearizer Registers Addressing for UT520/UT550

The driver supports the following Linearizer registers addresses for UT520/UT550. The default data type for each address type is shown in **bold**.

Address Format	Data Types	Access
LINEARIZER.U1	Boolean, Byte, Word, Short, Float	Read/Write
LINEARIZER.U2	Boolean, Byte, Word, Short, Float	Read/Write
LINEARIZER.U3	Boolean, Byte, Word, Short, Float	Read/Write
LINEARIZER.U4	Boolean, Byte, Word, Short, Float	Read/Write
LINEARIZER.U5	Boolean, Byte, Word, Short, Float	Read/Write
LINEARIZER.U6	Boolean, Byte, Word, Short, Float	Read/Write
LINEARIZER.U7	Boolean, Byte, Word, Short, Float	Read/Write
LINEARIZER.U8	Boolean, Byte, Word, Short, Float	Read/Write
LINEARIZER.1.A1	Boolean, Byte, Word, Short, Float	Read/Write

Address Format	Data Types	Access
LINEARIZER.1.A10	Boolean, Byte, Word, Short, Float	Read/Write
LINEARIZER.1.A11	Boolean, Byte, Word, Short, Float	Read/Write
LINEARIZER.1.A2	Boolean, Byte, Word, Short, Float	Read/Write
LINEARIZER.1.A3	Boolean, Byte, Word, Short, Float	Read/Write
LINEARIZER.1.A4	Boolean, Byte, Word, Short, Float	Read/Write
LINEARIZER.1.A5	Boolean, Byte, Word, Short, Float	Read/Write
LINEARIZER.1.A6	Boolean, Byte, Word, Short, Float	Read/Write
LINEARIZER.1.A7	Boolean, Byte, Word, Short, Float	Read/Write
LINEARIZER.1.A8	Boolean, Byte, Word, Short, Float	Read/Write
LINEARIZER.1.A9	Boolean, Byte, Word, Short, Float	Read/Write
LINEARIZER.1.B1	Boolean, Byte, Word, Short, Float	Read/Write
LINEARIZER.1.B10	Boolean, Byte, Word, Short, Float	Read/Write
LINEARIZER.1.B11	Boolean, Byte, Word, Short, Float	Read/Write
LINEARIZER.1.B2	Boolean, Byte, Word, Short, Float	Read/Write
LINEARIZER.1.B3	Boolean, Byte, Word, Short, Float	Read/Write
LINEARIZER.1.B4	Boolean, Byte, Word, Short, Float	Read/Write
LINEARIZER.1.B5	Boolean, Byte, Word, Short, Float	Read/Write
LINEARIZER.1.B6	Boolean, Byte, Word, Short, Float	Read/Write
LINEARIZER.1.B7	Boolean, Byte, Word, Short, Float	Read/Write
LINEARIZER.1.B8	Boolean, Byte, Word, Short, Float	Read/Write
LINEARIZER.1.B9	Boolean, Byte, Word, Short, Float	Read/Write
LINEARIZER.1.PMD	Boolean	Read/Write
LINEARIZER.2.A1	Boolean, Byte, Word, Short, Float	Read/Write
LINEARIZER.2.A10	Boolean, Byte, Word, Short, Float	Read/Write
LINEARIZER.2.A11	Boolean, Byte, Word, Short, Float	Read/Write
LINEARIZER.2.A2	Boolean, Byte, Word, Short, Float	Read/Write
LINEARIZER.2.A3	Boolean, Byte, Word, Short, Float	Read/Write
LINEARIZER.2.A4	Boolean, Byte, Word, Short, Float	Read/Write
LINEARIZER.2.A5	Boolean, Byte, Word, Short, Float	Read/Write
LINEARIZER.2.A6	Boolean, Byte, Word, Short, Float	Read/Write
LINEARIZER.2.A7	Boolean, Byte, Word, Short, Float	Read/Write
LINEARIZER.2.A8	Boolean, Byte, Word, Short, Float	Read/Write
LINEARIZER.2.A9	Boolean, Byte, Word, Short, Float	Read/Write
LINEARIZER.2.B1	Boolean, Byte, Word, Short, Float	Read/Write
LINEARIZER.2.B10	Boolean, Byte, Word, Short, Float	Read/Write
LINEARIZER.2.B11	Boolean, Byte, Word, Short, Float	Read/Write
LINEARIZER.2.B2	Boolean, Byte, Word, Short, Float	Read/Write
LINEARIZER.2.B3	Boolean, Byte, Word, Short, Float	Read/Write
LINEARIZER.2.B4	Boolean, Byte, Word, Short, Float	Read/Write
LINEARIZER.2.B5	Boolean, Byte, Word, Short, Float	Read/Write

Address Format	Data Types	Access
LINEARIZER.2.B6	Boolean, Byte, Word, Short, Float	Read/Write
LINEARIZER.2.B7	Boolean, Byte, Word, Short, Float	Read/Write
LINEARIZER.2.B8	Boolean, Byte, Word, Short, Float	Read/Write
LINEARIZER.2.B9	Boolean, Byte, Word, Short, Float	Read/Write
LINEARIZER.2.PMD	Boolean	Read/Write

Control Parameters Addressing for UT520/UT550

The driver supports the following Control Parameters Addresses for UT520/UT550. The default data type for each address type is indicated in **bold**

Address Format	Data Types	Access
CTRLPARAM.GRP	Boolean, Byte, Word, Short, Float	Read/Write
CTRLPARAM.R.MD	Boolean, Byte , Word, Short, Float	Read/Write
CTRLPARAM.R.TM	Boolean, Byte , Word, Short, Float	Read/Write
CTRLPARAM.ZON	Boolean	Read/Write
CTRLPARAM.AL1.1	Boolean, Byte , Word, Short, Float	Read/Write
CTRLPARAM.AL2.1	Boolean, Byte , Word, Short, Float	Read/Write
CTRLPARAM.AL3.1	Boolean, Byte , Word, Short, Float	Read/Write
CTRLPARAM.AL4.1	Boolean, Byte , Word, Short, Float	Read/Write
CTRLPARAM.AMD.1	Boolean, Byte , Word, Short, Float	Read/Write
CTRLPARAM.AR.1	Boolean, Byte, Word, Short, Float	Read/Write
CTRLPARAM.DY1.1	Boolean, Byte, Word, Short, Float	Read/Write
CTRLPARAM.DY2.1	Boolean, Byte, Word, Short, Float	Read/Write
CTRLPARAM.DY3.1	Boolean, Byte, Word, Short, Float	Read/Write
CTRLPARAM.DY4.1	Boolean, Byte, Word, Short, Float	Read/Write
CTRLPARAM.HY1.1	Boolean, Byte, Word, Short, Float	Read/Write
CTRLPARAM.HY2.1	Boolean, Byte, Word, Short, Float	Read/Write
CTRLPARAM.HY3.1	Boolean, Byte, Word, Short, Float	Read/Write
CTRLPARAM.HY4.1	Boolean, Byte, Word, Short, Float	Read/Write
CTRLPARAM.MOD.1	Boolean	Read/Write
CTRLPARAM.OPR.1	Boolean, Byte, Word, Short, Float	Read/Write
CTRLPARAM.PVT.1	Boolean	Read/Write
CTRLPARAM.RMS.1	Boolean	Read/Write
CTRLPARAM.SPH.1	Boolean, Byte, Word, Short, Float	Read/Write
CTRLPARAM.SPL.1	Boolean, Byte, Word, Short, Float	Read/Write
CTRLPARAM.SPT.1	Boolean	Read/Write
CTRLPARAM.TMU.1	Boolean	Read/Write
CTRLPARAM.AL1.2	Boolean, Byte, Word, Short, Float	Read/Write
CTRLPARAM.AL2.2	Boolean, Byte, Word, Short, Float	Read/Write
CTRLPARAM.AL3.2	Boolean, Byte, Word, Short, Float	Read/Write

Address Format	Data Types	Access
CTRLPARAM.AL4.2	Boolean, Byte, Word, Short, Float	Read/Write
CTRLPARAM.AMD.2	Boolean, Byte, Word, Short, Float	Read/Write
CTRLPARAM.AR.2	Boolean, Byte, Word, Short, Float	Read/Write
CTRLPARAM.DY1.2	Boolean, Byte, Word, Short, Float	Read/Write
CTRLPARAM.DY2.2	Boolean, Byte, Word, Short, Float	Read/Write
CTRLPARAM.DY3.2	Boolean, Byte, Word, Short, Float	Read/Write
CTRLPARAM.DY4.2	Boolean, Byte, Word, Short, Float	Read/Write
CTRLPARAM.HY1.2	Boolean, Byte, Word, Short, Float	Read/Write
CTRLPARAM.HY2.2	Boolean, Byte, Word, Short, Float	Read/Write
CTRLPARAM.HY3.2	Boolean, Byte, Word, Short, Float	Read/Write
CTRLPARAM.HY4.2	Boolean, Byte, Word, Short, Float	Read/Write
CTRLPARAM.MOD.2	Boolean	Read/Write
CTRLPARAM.OPR.2	Boolean, Byte, Word, Short, Float	Read/Write
CTRLPARAM.PVT.2	Boolean	Read/Write
CTRLPARAM.RMS.2	Boolean, Byte, Word, Short, Float	Read/Write
CTRLPARAM.SPH.2	Boolean, Byte, Word, Short, Float	Read/Write
CTRLPARAM.SPL.2	Boolean, Byte, Word, Short, Float	Read/Write
CTRLPARAM.SPT.2	Boolean, Byte, Word, Short, Float	Read/Write
CTRLPARAM.TMU.2	Boolean	Read/Write

OP Related Parameter Addressing for UT520/UT550

The driver supports the following OP related parameter addresses for UT520/UT550. The default data type for each address type is shown in **bold**.

Address Format	Data Types	Access
OPREL.AT.1	Boolean, Byte , Word, Short, Float	Read/Write
OPREL.BS.1	Boolean, Byte, Word, Short, Float	Read/Write
OPREL.DNR.1	Boolean, Byte, Word, Short, Float	Read/Write
OPREL.FL.1	Boolean, Byte, Word , Short, Float	Read/Write
OPREL.ORB.1	Boolean, Byte, Word, Short, Float	Read/Write
OPREL.ORH.1	Boolean, Byte, Word, Short, Float	Read/Write
OPREL.ORL.1	Boolean, Byte, Word, Short, Float	Read/Write
OPREL.RBS.1	Boolean, Byte, Word, Short, Float	Read/Write
OPREL.RFL.1	Boolean, Byte, Word, Short, Float	Read/Write
OPREL.RT.1	Boolean, Byte, Word, Short, Float	Read/Write
OPREL.SC.1	Boolean, Byte, Word , Short, Float	Read/Write
OPREL.UPR.1	Boolean, Byte, Word, Short, Float	Read/Write
OPREL.AT.2	Boolean, Byte , Word, Short, Float	Read/Write
OPREL.BS.2	Boolean, Byte, Word, Short, Float	Read/Write
OPREL.DNR.2	Boolean, Byte, Word, Short, Float	Read/Write

Address Format	Data Types	Access
OPREL.FL.2	Boolean, Byte, Word , Short, Float	Read/Write
OPREL.ORB.2	Boolean, Byte, Word, Short, Float	Read/Write
OPREL.ORH.2	Boolean, Byte, Word, Short, Float	Read/Write
OPREL.ORL.2	Boolean, Byte, Word, Short, Float	Read/Write
OPREL.RBS.2	Boolean, Byte, Word, Short, Float	Read/Write
OPREL.RFL.2	Boolean, Byte, Word, Short, Float	Read/Write
OPREL.RT.2	Boolean, Byte, Word, Short, Float	Read/Write
OPREL.SC.2	Boolean, Byte, Word , Short, Float	Read/Write
OPREL.UPR.2	Boolean, Byte, Word, Short, Float	Read/Write

OP Mode Parameter Addressing for UT520/UT550

The driver supports the following OP mode parameter addresses for UT520/UT550. The default data type for each address type is shown in **bold**.

Address Format	Data Types	Access
OPMODE.A/M1	Boolean Byte, Word, Short, Float	Read/Write
OPMODE.A/M2	Boolean Byte, Word, Short, Float	Read/Write
OPMODE.C.A.M	Boolean, Byte, Word , Short, Float	Read/Write
OPMODE.OP_S/R	Boolean Byte, Word, Short, Float	Read/Write
OPMODE.R/L1	Boolean Byte, Word , Short, Float	Read/Write
OPMODE.R/L2	Boolean Byte, Word , Short, Float	Read/Write
OPMODE.SPN	Boolean, Byte, Word , Short, Float	Read/Write
OPMODE.C.RSP.1	Boolean, Byte, Word, Short, Float	Read Only
OPMODE.MOUT.1	Boolean, Byte, Word , Short, Float	Read Only
OPMODE.MOUTc.1	Boolean, Byte, Word , Short, Float	Read Only
OPMODE.C.RSP.2	Boolean, Byte, Word, Short, Float	Read Only
OPMODE.MOUT.2	Boolean, Byte, Word , Short, Float	Read Only
OPMODE.MOUTc.2	Boolean, Byte, Word , Short, Float	Read Only

PID Parameters Addressing for UT520/UT550

The driver supports the following PID parameters addresses for UT520/UT550. The default data type for each address type is shown in **bold**.

Address Format	Data Types	Access
PID.1.A1.1	Boolean, Byte, Word, Short, Float	Read/Write
PID.1.A2.1	Boolean, Byte, Word, Short, Float	Read/Write
PID.1.A3.1	Boolean, Byte, Word, Short, Float	Read/Write
PID.1.A4.1	Boolean, Byte, Word, Short, Float	Read/Write
PID.1.D.1	Boolean, Byte, Word , Short, Float	Read/Write
PID.1.DB.1	Boolean, Byte, Word , Short, Float	Read/Write

Address Format	Data Types	Access
PID.1.Dc.1	Boolean, Byte, Word , Short, Float	Read/Write
PID.1.DR.1	Boolean	Read/Write
PID.1.H.1	Boolean, Byte, Word , Short, Float	Read/Write
PID.1.Hc.1	Boolean, Byte, Word , Short, Float	Read/Write
PID.1.I.1	Boolean, Byte, Word , Short, Float	Read/Write
PID.1.Ic.1	Boolean, Byte, Word , Short, Float	Read/Write
PID.1.MR.1	Boolean, Byte, Word, Short, Float	Read/Write
PID.1.Oc.1	Boolean, Byte, Word , Short, Float	Read/Write
PID.1.OH.1	Boolean, Byte, Word, Short, Float	Read/Write
PID.1.OL.1	Boolean, Byte, Word, Short, Float	Read/Write
PID.1.P.1	Boolean, Byte, Word, Short, Float	Read/Write
PID.1.Pc.1	Boolean, Byte, Word , Short, Float	Read/Write
PID.1.PO.1	Boolean, Byte, Word, Short, Float	Read/Write
PID.1.RP.1	Boolean, Byte, Word , Short, Float	Read/Write
PID.1.SP.1	Boolean, Byte, Word, Short, Float	Read/Write
PID.1.A1.2	Boolean, Byte, Word, Short, Float	Read/Write
PID.1.A2.2	Boolean, Byte, Word, Short, Float	Read/Write
PID.1.A3.2	Boolean, Byte, Word, Short, Float	Read/Write
PID.1.A4.2	Boolean, Byte, Word, Short, Float	Read/Write
PID.1.D.2	Boolean, Byte, Word , Short, Float	Read/Write
PID.1.DB.2	Boolean, Byte, Word , Short, Float	Read/Write
PID.1.Dc.2	Boolean, Byte, Word , Short, Float	Read/Write
PID.1.DR.2	Boolean	Read/Write
PID.1.H.2	Boolean, Byte, Word , Short, Float	Read/Write
PID.1.Hc.2	Boolean, Byte, Word , Short, Float	Read/Write
PID.1.I.2	Boolean, Byte, Word , Short, Float	Read/Write
PID.1.Ic.2	Boolean, Byte, Word , Short, Float	Read/Write
PID.1.MR.2	Boolean, Byte, Word, Short, Float	Read/Write
PID.1.Oc.2	Boolean, Byte, Word , Short, Float	Read/Write
PID.1.OH.2	Boolean, Byte, Word, Short, Float	Read/Write
PID.1.OL.2	Boolean, Byte, Word, Short, Float	Read/Write
PID.1.P.2	Boolean, Byte, Word, Short, Float	Read/Write
PID.1.Pc.2	Boolean, Byte, Word , Short, Float	Read/Write
PID.1.PO.2	Boolean, Byte, Word, Short, Float	Read/Write
PID.1.RP.2	Boolean, Byte, Word , Short, Float	Read/Write
PID.1.SP.2	Boolean, Byte, Word, Short, Float	Read/Write
PID.2.A1.1	Boolean, Byte, Word, Short, Float	Read/Write
PID.2.A2.1	Boolean, Byte, Word, Short, Float	Read/Write
PID.2.A3.1	Boolean, Byte, Word, Short, Float	Read/Write
PID.2.A4.1	Boolean, Byte, Word, Short, Float	Read/Write

Address Format	Data Types	Access
PID.2.D.1	Boolean, Byte, Word , Short, Float	Read/Write
PID.2.DB.1	Boolean, Byte, Word , Short, Float	Read/Write
PID.2.Dc.1	Boolean, Byte, Word , Short, Float	Read/Write
PID.2.DR.1	Boolean	Read/Write
PID.2.H.1	Boolean, Byte, Word , Short, Float	Read/Write
PID.2.Hc.1	Boolean, Byte, Word , Short, Float	Read/Write
PID.2.I.1	Boolean, Byte, Word , Short, Float	Read/Write
PID.2.Ic.1	Boolean, Byte, Word , Short, Float	Read/Write
PID.2.MR.1	Boolean, Byte, Word, Short, Float	Read/Write
PID.2.Oc.1	Boolean, Byte, Word , Short, Float	Read/Write
PID.2.OH.1	Boolean, Byte, Word, Short, Float	Read/Write
PID.2.OL.1	Boolean, Byte, Word, Short, Float	Read/Write
PID.2.P.1	Boolean, Byte, Word, Short, Float	Read/Write
PID.2.Pc.1	Boolean, Byte, Word , Short, Float	Read/Write
PID.2.PO.1	Boolean, Byte, Word, Short, Float	Read/Write
PID.2.RP.1	Boolean, Byte, Word , Short, Float	Read/Write
PID.2.SP.1	Boolean, Byte, Word, Short, Float	Read/Write
PID.2.A1.2	Boolean, Byte, Word, Short, Float	Read/Write
PID.2.A2.2	Boolean, Byte, Word, Short, Float	Read/Write
PID.2.A3.2	Boolean, Byte, Word, Short, Float	Read/Write
PID.2.A4.2	Boolean, Byte, Word, Short, Float	Read/Write
PID.2.D.2	Boolean, Byte, Word , Short, Float	Read/Write
PID.2.DB.2	Boolean, Byte, Word , Short, Float	Read/Write
PID.2.Dc.2	Boolean, Byte, Word , Short, Float	Read/Write
PID.2.DR.2	Boolean	Read/Write
PID.2.H.2	Boolean, Byte, Word , Short, Float	Read/Write
PID.2.Hc.2	Boolean, Byte, Word , Short, Float	Read/Write
PID.2.I.2	Boolean, Byte, Word , Short, Float	Read/Write
PID.2.Ic.2	Boolean, Byte, Word , Short, Float	Read/Write
PID.2.MR.2	Boolean, Byte, Word, Short, Float	Read/Write
PID.2.Oc.2	Boolean, Byte, Word , Short, Float	Read/Write
PID.2.OH.2	Boolean, Byte, Word, Short, Float	Read/Write
PID.2.OL.2	Boolean, Byte, Word, Short, Float	Read/Write
PID.2.P.2	Boolean, Byte, Word, Short, Float	Read/Write
PID.2.Pc.2	Boolean, Byte, Word , Short, Float	Read/Write
PID.2.PO.2	Boolean, Byte, Word, Short, Float	Read/Write
PID.2.RP.2	Boolean, Byte, Word , Short, Float	Read/Write
PID.2.SP.2	Boolean, Byte, Word, Short, Float	Read/Write
PID.3.A1.1	Boolean, Byte, Word, Short, Float	Read/Write
PID.3.A2.1	Boolean, Byte, Word, Short, Float	Read/Write

Address Format	Data Types	Access
PID.3.A3.1	Boolean, Byte, Word, Short, Float	Read/Write
PID.3.A4.1	Boolean, Byte, Word, Short, Float	Read/Write
PID.3.D.1	Boolean, Byte, Word , Short, Float	Read/Write
PID.3.DB.1	Boolean, Byte, Word , Short, Float	Read/Write
PID.3.Dc.1	Boolean, Byte, Word , Short, Float	Read/Write
PID.3.DR.1	Boolean	Read/Write
PID.3.H.1	Boolean, Byte, Word , Short, Float	Read/Write
PID.3.Hc.1	Boolean, Byte, Word , Short, Float	Read/Write
PID.3.I.1	Boolean, Byte, Word , Short, Float	Read/Write
PID.3.Ic.1	Boolean, Byte, Word , Short, Float	Read/Write
PID.3.MR.1	Boolean, Byte, Word, Short, Float	Read/Write
PID.3.Oc.1	Boolean, Byte, Word , Short, Float	Read/Write
PID.3.OH.1	Boolean, Byte, Word, Short, Float	Read/Write
PID.3.OL.1	Boolean, Byte, Word, Short, Float	Read/Write
PID.3.P.1	Boolean, Byte, Word, Short, Float	Read/Write
PID.3.Pc.1	Boolean, Byte, Word , Short, Float	Read/Write
PID.3.PO.1	Boolean, Byte, Word, Short, Float	Read/Write
PID.3.RP.1	Boolean, Byte, Word , Short, Float	Read/Write
PID.3.SP.1	Boolean, Byte, Word, Short, Float	Read/Write
PID.3.A1.2	Boolean, Byte, Word, Short, Float	Read/Write
PID.3.A2.2	Boolean, Byte, Word, Short, Float	Read/Write
PID.3.A3.2	Boolean, Byte, Word, Short, Float	Read/Write
PID.3.A4.2	Boolean, Byte, Word, Short, Float	Read/Write
PID.3.D.2	Boolean, Byte, Word , Short, Float	Read/Write
PID.3.DB.2	Boolean, Byte, Word , Short, Float	Read/Write
PID.3.Dc.2	Boolean, Byte, Word , Short, Float	Read/Write
PID.3.DR.2	Boolean	Read/Write
PID.3.H.2	Boolean, Byte, Word , Short, Float	Read/Write
PID.3.Hc.2	Boolean, Byte, Word , Short, Float	Read/Write
PID.3.I.2	Boolean, Byte, Word , Short, Float	Read/Write
PID.3.Ic.2	Boolean, Byte, Word , Short, Float	Read/Write
PID.3.MR.2	Boolean, Byte, Word, Short, Float	Read/Write
PID.3.Oc.2	Boolean, Byte, Word , Short, Float	Read/Write
PID.3.OH.2	Boolean, Byte, Word, Short, Float	Read/Write
PID.3.OL.2	Boolean, Byte, Word, Short, Float	Read/Write
PID.3.P.2	Boolean, Byte, Word, Short, Float	Read/Write
PID.3.Pc.2	Boolean, Byte, Word, Short, Float	Read/Write
PID.3.PO.2	Boolean, Byte, Word, Short, Float	Read/Write
PID.3.RP.2	Boolean, Byte, Word, Short, Float	Read/Write
PID.3.SP.2	Boolean, Byte, Word, Short, Float	Read/Write

Address Format	Data Types	Access
PID.4.A1.1	Boolean, Byte, Word, Short, Float	Read/Write
PID.4.A2.1	Boolean, Byte, Word, Short, Float	Read/Write
PID.4.A3.1	Boolean, Byte, Word, Short, Float	Read/Write
PID.4.A4.1	Boolean, Byte, Word, Short, Float	Read/Write
PID.4.D.1	Boolean, Byte, Word , Short, Float	Read/Write
PID.4.DB.1	Boolean, Byte, Word , Short, Float	Read/Write
PID.4.Dc.1	Boolean, Byte, Word , Short, Float	Read/Write
PID.4.DR.1	Boolean	Read/Write
PID.4.H.1	Boolean, Byte, Word , Short, Float	Read/Write
PID.4.Hc.1	Boolean, Byte, Word , Short, Float	Read/Write
PID.4.I.1	Boolean, Byte, Word , Short, Float	Read/Write
PID.4.Ic.1	Boolean, Byte, Word , Short, Float	Read/Write
PID.4.MR.1	Boolean, Byte, Word, Short, Float	Read/Write
PID.4.Oc.1	Boolean, Byte, Word , Short, Float	Read/Write
PID.4.OH.1	Boolean, Byte, Word, Short, Float	Read/Write
PID.4.OL.1	Boolean, Byte, Word, Short, Float	Read/Write
PID.4.P.1	Boolean, Byte, Word, Short, Float	Read/Write
PID.4.Pc.1	Boolean, Byte, Word , Short, Float	Read/Write
PID.4.PO.1	Boolean, Byte, Word, Short, Float	Read/Write
PID.4.RP.1	Boolean, Byte, Word , Short, Float	Read/Write
PID.4.SP.1	Boolean, Byte, Word, Short, Float	Read/Write
PID.4.A1.2	Boolean, Byte, Word, Short, Float	Read/Write
PID.4.A2.2	Boolean, Byte, Word, Short, Float	Read/Write
PID.4.A3.2	Boolean, Byte, Word, Short, Float	Read/Write
PID.4.A4.2	Boolean, Byte, Word, Short, Float	Read/Write
PID.4.D.2	Boolean, Byte, Word , Short, Float	Read/Write
PID.4.DB.2	Boolean, Byte, Word , Short, Float	Read/Write
PID.4.Dc.2	Boolean, Byte, Word , Short, Float	Read/Write
PID.4.DR.2	Boolean	Read/Write
PID.4.H.2	Boolean, Byte, Word , Short, Float	Read/Write
PID.4.Hc.2	Boolean, Byte, Word , Short, Float	Read/Write
PID.4.I.2	Boolean, Byte, Word , Short, Float	Read/Write
PID.4.Ic.2	Boolean, Byte, Word , Short, Float	Read/Write
PID.4.MR.2	Boolean, Byte, Word, Short, Float	Read/Write
PID.4.Oc.2	Boolean, Byte, Word , Short, Float	Read/Write
PID.4.OH.2	Boolean, Byte, Word, Short, Float	Read/Write
PID.4.OL.2	Boolean, Byte, Word, Short, Float	Read/Write
PID.4.P.2	Boolean, Byte, Word, Short, Float	Read/Write
PID.4.Pc.2	Boolean, Byte, Word , Short, Float	Read/Write
PID.4.PO.2	Boolean, Byte, Word, Short, Float	Read/Write

Address Format	Data Types	Access
PID.4.RP.2	Boolean, Byte, Word, Short, Float	Read/Write
PID.4.SP.2	Boolean, Byte, Word, Short, Float	Read/Write
PID.5.A1.1	Boolean, Byte, Word, Short, Float	Read/Write
PID.5.A2.1	Boolean, Byte, Word, Short, Float	Read/Write
PID.5.A3.1	Boolean, Byte, Word, Short, Float	Read/Write
PID.5.A4.1	Boolean, Byte, Word, Short, Float	Read/Write
PID.5.D.1	Boolean, Byte, Word , Short, Float	Read/Write
PID.5.DB.1	Boolean, Byte, Word , Short, Float	Read/Write
PID.5.Dc.1	Boolean, Byte, Word , Short, Float	Read/Write
PID.5.DR.1	Boolean	Read/Write
PID.5.H.1	Boolean, Byte, Word , Short, Float	Read/Write
PID.5.Hc.1	Boolean, Byte, Word , Short, Float	Read/Write
PID.5.I.1	Boolean, Byte, Word , Short, Float	Read/Write
PID.5.Ic.1	Boolean, Byte, Word , Short, Float	Read/Write
PID.5.MR.1	Boolean, Byte, Word, Short, Float	Read/Write
PID.5.Oc.1	Boolean, Byte, Word , Short, Float	Read/Write
PID.5.OH.1	Boolean, Byte, Word, Short, Float	Read/Write
PID.5.OL.1	Boolean, Byte, Word, Short, Float	Read/Write
PID.5.P.1	Boolean, Byte, Word, Short, Float	Read/Write
PID.5.Pc.1	Boolean, Byte, Word , Short, Float	Read/Write
PID.5.PO.1	Boolean, Byte, Word, Short, Float	Read/Write
PID.5.RP.1	Boolean, Byte, Word , Short, Float	Read/Write
PID.5.SP.1	Boolean, Byte, Word, Short, Float	Read/Write
PID.5.A1.2	Boolean, Byte, Word, Short, Float	Read/Write
PID.5.A2.2	Boolean, Byte, Word, Short, Float	Read/Write
PID.5.A3.2	Boolean, Byte, Word, Short, Float	Read/Write
PID.5.A4.2	Boolean, Byte, Word, Short, Float	Read/Write
PID.5.D.2	Boolean, Byte, Word , Short, Float	Read/Write
PID.5.DB.2	Boolean, Byte, Word , Short, Float	Read/Write
PID.5.Dc.2	Boolean, Byte, Word , Short, Float	Read/Write
PID.5.DR.2	Boolean	Read/Write
PID.5.H.2	Boolean, Byte, Word , Short, Float	Read/Write
PID.5.Hc.2	Boolean, Byte, Word , Short, Float	Read/Write
PID.5.I.2	Boolean, Byte, Word , Short, Float	Read/Write
PID.5.Ic.2	Boolean, Byte, Word , Short, Float	Read/Write
PID.5.MR.2	Boolean, Byte, Word, Short, Float	Read/Write
PID.5.Oc.2	Boolean, Byte, Word , Short, Float	Read/Write
PID.5.OH.2	Boolean, Byte, Word, Short, Float	Read/Write
PID.5.OL.2	Boolean, Byte, Word, Short, Float	Read/Write
PID.5.P.2	Boolean, Byte, Word, Short, Float	Read/Write

Address Format	Data Types	Access
PID.5.Pc.2	Boolean, Byte, Word , Short, Float	Read/Write
PID.5.PO.2	Boolean, Byte, Word, Short, Float	Read/Write
PID.5.RP.2	Boolean, Byte, Word , Short, Float	Read/Write
PID.5.SP.2	Boolean, Byte, Word, Short, Float	Read/Write
PID.6.A1.1	Boolean, Byte, Word, Short, Float	Read/Write
PID.6.A2.1	Boolean, Byte, Word, Short, Float	Read/Write
PID.6.A3.1	Boolean, Byte, Word, Short, Float	Read/Write
PID.6.A4.1	Boolean, Byte, Word, Short, Float	Read/Write
PID.6.D.1	Boolean, Byte, Word , Short, Float	Read/Write
PID.6.DB.1	Boolean, Byte, Word , Short, Float	Read/Write
PID.6.Dc.1	Boolean, Byte, Word , Short, Float	Read/Write
PID.6.DR.1	Boolean	Read/Write
PID.6.H.1	Boolean, Byte, Word , Short, Float	Read/Write
PID.6.Hc.1	Boolean, Byte, Word , Short, Float	Read/Write
PID.6.I.1	Boolean, Byte, Word , Short, Float	Read/Write
PID.6.Ic.1	Boolean, Byte, Word , Short, Float	Read/Write
PID.6.MR.1	Boolean, Byte, Word, Short, Float	Read/Write
PID.6.Oc.1	Boolean, Byte, Word , Short, Float	Read/Write
PID.6.OH.1	Boolean, Byte, Word, Short, Float	Read/Write
PID.6.OL.1	Boolean, Byte, Word, Short, Float	Read/Write
PID.6.P.1	Boolean, Byte, Word, Short, Float	Read/Write
PID.6.Pc.1	Boolean, Byte, Word , Short, Float	Read/Write
PID.6.PO.1	Boolean, Byte, Word, Short, Float	Read/Write
PID.6.RP.1	Boolean, Byte, Word , Short, Float	Read/Write
PID.6.SP.1	Boolean, Byte, Word, Short, Float	Read/Write
PID.6.A1.2	Boolean, Byte, Word, Short, Float	Read/Write
PID.6.A2.2	Boolean, Byte, Word, Short, Float	Read/Write
PID.6.A3.2	Boolean, Byte, Word, Short, Float	Read/Write
PID.6.A4.2	Boolean, Byte, Word, Short, Float	Read/Write
PID.6.D.2	Boolean, Byte, Word , Short, Float	Read/Write
PID.6.DB.2	Boolean, Byte, Word , Short, Float	Read/Write
PID.6.Dc.2	Boolean, Byte, Word , Short, Float	Read/Write
PID.6.DR.2	Boolean	Read/Write
PID.6.H.2	Boolean, Byte, Word , Short, Float	Read/Write
PID.6.Hc.2	Boolean, Byte, Word , Short, Float	Read/Write
PID.6.I.2	Boolean, Byte, Word , Short, Float	Read/Write
PID.6.Ic.2	Boolean, Byte, Word , Short, Float	Read/Write
PID.6.MR.2	Boolean, Byte, Word, Short, Float	Read/Write
PID.6.Oc.2	Boolean, Byte, Word , Short, Float	Read/Write
PID.6.OH.2	Boolean, Byte, Word, Short, Float	Read/Write

Address Format	Data Types	Access
PID.6.OL.2	Boolean, Byte, Word, Short, Float	Read/Write
PID.6.P.2	Boolean, Byte, Word, Short, Float	Read/Write
PID.6.Pc.2	Boolean, Byte, Word , Short, Float	Read/Write
PID.6.PO.2	Boolean, Byte, Word, Short, Float	Read/Write
PID.6.RP.2	Boolean, Byte, Word , Short, Float	Read/Write
PID.6.SP.2	Boolean, Byte, Word, Short, Float	Read/Write
PID.7.A1.1	Boolean, Byte, Word, Short, Float	Read/Write
PID.7.A2.1	Boolean, Byte, Word, Short, Float	Read/Write
PID.7.A3.1	Boolean, Byte, Word, Short, Float	Read/Write
PID.7.A4.1	Boolean, Byte, Word, Short, Float	Read/Write
PID.7.D.1	Boolean, Byte, Word , Short, Float	Read/Write
PID.7.DB.1	Boolean, Byte, Word , Short, Float	Read/Write
PID.7.Dc.1	Boolean, Byte, Word , Short, Float	Read/Write
PID.7.DR.1	Boolean	Read/Write
PID.7.H.1	Boolean, Byte, Word , Short, Float	Read/Write
PID.7.Hc.1	Boolean, Byte, Word , Short, Float	Read/Write
PID.7.I.1	Boolean, Byte, Word , Short, Float	Read/Write
PID.7.Ic.1	Boolean, Byte, Word , Short, Float	Read/Write
PID.7.MR.1	Boolean, Byte, Word, Short, Float	Read/Write
PID.7.Oc.1	Boolean, Byte, Word , Short, Float	Read/Write
PID.7.OH.1	Boolean, Byte, Word, Short, Float	Read/Write
PID.7.OL.1	Boolean, Byte, Word, Short, Float	Read/Write
PID.7.P.1	Boolean, Byte, Word, Short, Float	Read/Write
PID.7.Pc.1	Boolean, Byte, Word , Short, Float	Read/Write
PID.7.PO.1	Boolean, Byte, Word, Short, Float	Read/Write
PID.7.SP.1	Boolean, Byte, Word, Short, Float	Read/Write
PID.RHY.1	Boolean, Byte, Word , Short, Float	Read/Write
PID.7.A1.2	Boolean, Byte, Word, Short, Float	Read/Write
PID.7.A2.2	Boolean, Byte, Word, Short, Float	Read/Write
PID.7.A3.2	Boolean, Byte, Word, Short, Float	Read/Write
PID.7.A4.2	Boolean, Byte, Word, Short, Float	Read/Write
PID.7.D.2	Boolean, Byte, Word , Short, Float	Read/Write
PID.7.DB.2	Boolean, Byte, Word , Short, Float	Read/Write
PID.7.Dc.2	Boolean, Byte, Word , Short, Float	Read/Write
PID.7.DR.2	Boolean	Read/Write
PID.7.H.2	Boolean, Byte, Word , Short, Float	Read/Write
PID.7.Hc.2	Boolean, Byte, Word , Short, Float	Read/Write
PID.7.I.2	Boolean, Byte, Word , Short, Float	Read/Write
PID.7.Ic.2	Boolean, Byte, Word , Short, Float	Read/Write
PID.7.MR.2	Boolean, Byte, Word, Short, Float	Read/Write

Address Format	Data Types	Access
PID.7.Oc.2	Boolean, Byte, Word , Short, Float	Read/Write
PID.7.OH.2	Boolean, Byte, Word, Short, Float	Read/Write
PID.7.OL.2	Boolean, Byte, Word, Short, Float	Read/Write
PID.7.P.2	Boolean, Byte, Word, Short, Float	Read/Write
PID.7.Pc.2	Boolean, Byte, Word , Short, Float	Read/Write
PID.7.PO.2	Boolean, Byte, Word, Short, Float	Read/Write
PID.7.SP.2	Boolean, Byte, Word, Short, Float	Read/Write
PID.8.A1.1	Boolean, Byte, Word, Short, Float	Read/Write
PID.8.A2.1	Boolean, Byte, Word, Short, Float	Read/Write
PID.8.A3.1	Boolean, Byte, Word, Short, Float	Read/Write
PID.8.A4.1	Boolean, Byte, Word, Short, Float	Read/Write
PID.8.D.1	Boolean, Byte, Word , Short, Float	Read/Write
PID.8.DB.1	Boolean, Byte, Word , Short, Float	Read/Write
PID.8.Dc.1	Boolean, Byte, Word , Short, Float	Read/Write
PID.8.DR.1	Boolean	Read/Write
PID.8.H.1	Boolean, Byte, Word , Short, Float	Read/Write
PID.8.Hc.1	Boolean, Byte, Word , Short, Float	Read/Write
PID.8.I.1	Boolean, Byte, Word , Short, Float	Read/Write
PID.8.Ic.1	Boolean, Byte, Word , Short, Float	Read/Write
PID.8.MR.1	Boolean, Byte, Word, Short, Float	Read/Write
PID.8.Oc.1	Boolean, Byte, Word , Short, Float	Read/Write
PID.8.OH.1	Boolean, Byte, Word, Short, Float	Read/Write
PID.8.OL.1	Boolean, Byte, Word, Short, Float	Read/Write
PID.8.P.1	Boolean, Byte, Word, Short, Float	Read/Write
PID.8.Pc.1	Boolean, Byte, Word , Short, Float	Read/Write
PID.8.PO.1	Boolean, Byte, Word, Short, Float	Read/Write
PID.8.SP.1	Boolean, Byte, Word, Short, Float	Read/Write
PID.8.A1.2	Boolean, Byte, Word, Short, Float	Read/Write
PID.8.A2.2	Boolean, Byte, Word, Short, Float	Read/Write
PID.8.A3.2	Boolean, Byte, Word, Short, Float	Read/Write
PID.8.A4.2	Boolean, Byte, Word, Short, Float	Read/Write
PID.8.D.2	Boolean, Byte, Word , Short, Float	Read/Write
PID.8.DB.2	Boolean, Byte, Word , Short, Float	Read/Write
PID.8.Dc.2	Boolean, Byte, Word , Short, Float	Read/Write
PID.8.DR.2	Boolean	Read/Write
PID.8.H.2	Boolean, Byte, Word , Short, Float	Read/Write
PID.8.Hc.2	Boolean, Byte, Word , Short, Float	Read/Write
PID.8.I.2	Boolean, Byte, Word , Short, Float	Read/Write
PID.8.Ic.2	Boolean, Byte, Word , Short, Float	Read/Write
PID.8.MR.2	Boolean, Byte, Word, Short, Float	Read/Write

Address Format	Data Types	Access
PID.8.Oc.2	Boolean, Byte, Word , Short, Float	Read/Write
PID.8.OH.2	Boolean, Byte, Word, Short, Float	Read/Write
PID.8.OL.2	Boolean, Byte, Word, Short, Float	Read/Write
PID.8.P.2	Boolean, Byte, Word, Short, Float	Read/Write
PID.8.Pc.2	Boolean, Byte, Word , Short, Float	Read/Write
PID.8.PO.2	Boolean, Byte, Word, Short, Float	Read/Write
PID.8.SP.2	Boolean, Byte, Word, Short, Float	Read/Write
PID.RDV.2	Boolean, Byte, Word , Short, Float	Read/Write
PID.RDV.1	Boolean, Byte, Word , Short, Float	Read/Write
PID.RHY.2	Boolean, Byte, Word , Short, Float	Read/Write

Error Status Addressing for UT520/UT550

The driver supports the following Error Status addresses for UT520/UT550. The default data type for each address type is shown in **bold**.

Note: The driver supports bit access to the following Error Status addresses. For more information, refer to [Bit Addressing](#).

Address Format	Data Types	Access
ERR.AD1BO.st	Boolean, Byte, Word , Short, Float	Read Only
ERR.AD1ERR.st	Boolean, Byte, Word , Short, Float	Read Only
ERR.AD3BO.st	Boolean, Byte, Word , Short, Float	Read Only
ERR.AD3ERR.st	Boolean, Byte, Word , Short, Float	Read Only
ERR.AT1ERR.st	Boolean, Byte, Word , Short, Float	Read Only
ERR.AT2ERR.st	Boolean, Byte, Word , Short, Float	Read Only
ERR.C.RSP1ADC.st	Boolean, Byte, Word , Short, Float	Read Only
ERR.C.RSP1BO.st	Boolean, Byte, Word , Short, Float	Read Only
ERR.C.RSP2ADC.st	Boolean, Byte, Word , Short, Float	Read Only
ERR.C.RSP2BO.st	Boolean, Byte, Word , Short, Float	Read Only
ERR.CALB.E.st	Boolean, Byte, Word , Short, Float	Read Only
ERR.EEP.E.st	Boolean, Byte, Word , Short, Float	Read Only
ERR.MODE.E.st	Boolean, Byte, Word , Short, Float	Read Only
ERR.PARA.E.st	Boolean, Byte, Word , Short, Float	Read Only
ERR.PV1+over.st	Boolean, Byte, Word , Short, Float	Read Only
ERR.PV1ADC.st	Boolean, Byte, Word , Short, Float	Read Only
ERR.PV1BO.st	Boolean, Byte, Word , Short, Float	Read Only
ERR.PV1-over.st	Boolean, Byte, Word , Short, Float	Read Only
ERR.PV2+over.st	Boolean, Byte, Word , Short, Float	Read Only
ERR.PV2ADC.st	Boolean, Byte, Word , Short, Float	Read Only
ERR.PV2BO.st	Boolean, Byte, Word , Short, Float	Read Only

Address Format	Data Types	Access
ERR.PV2-over.st	Boolean, Byte, Word , Short, Float	Read Only
ERR.RANGE.st	Boolean, Byte, Word , Short, Float	Read Only
ERR.RJC1ERR.st	Boolean, Byte, Word , Short, Float	Read Only
ERR.RJC2ERR.st	Boolean, Byte, Word , Short, Float	Read Only
ERR.RSP1ADC.st	Boolean, Byte, Word , Short, Float	Read Only
ERR.RSP1BO.st	Boolean, Byte, Word , Short, Float	Read Only
ERR.RSP2ADC.st	Boolean, Byte, Word , Short, Float	Read Only
ERR.RSP2BO.st	Boolean, Byte, Word , Short, Float	Read Only
ERR.SETUP.st	Boolean, Byte, Word , Short, Float	Read Only
ERR.SYSTEM.E.st	Boolean, Byte, Word , Short, Float	Read Only
ERR.USER.E.st	Boolean, Byte, Word , Short, Float	Read Only
ERR.UTMD.st	Boolean, Byte, Word , Short, Float	Read Only
ERR.VLV.ATERR.st	Boolean, Byte, Word , Short, Float	Read Only
ERR.VLV.BOUT.st	Boolean, Byte, Word , Short, Float	Read Only

Bit Addressing

The addressing format for bit accessing is ERR.<address name>.st:0-15. For example, ERR.AD1ERR.st:0, ERR.AD1ERR.st:1 etc.

Status Addressing for UT520/UT550

The driver supports Boolean status addresses for UT520/UT550.

Address Format	Data Types	Access
MODEL	String	Read Only
STATUS.ALO11.st	Boolean	Read Only
STATUS.ALO12.st	Boolean	Read Only
STATUS.ALO13.st	Boolean	Read Only
STATUS.ALO14.st	Boolean	Read Only
STATUS.ALO21.st	Boolean	Read Only
STATUS.ALO22.st	Boolean	Read Only
STATUS.ALO23.st	Boolean	Read Only
STATUS.ALO24.st	Boolean	Read Only
STATUS.AT1.st	Boolean	Read Only
STATUS.AT2.st	Boolean	Read Only
STATUS.AUT.st	Boolean	Read Only
STATUS.AUTMAN.st	Boolean	Read Only
STATUS.AUTMAN2.st	Boolean	Read Only
STATUS.CAS.st	Boolean	Read Only
STATUS.CSPNO.0.st	Boolean	Read Only
STATUS.DEV1-.st	Boolean	Read Only

Address Format	Data Types	Access
STATUS.DEV1+.st	Boolean	Read Only
STATUS.DEV1Z.st	Boolean	Read Only
STATUS.DEV2-.st	Boolean	Read Only
STATUS.DEV2+.st	Boolean	Read Only
STATUS.DEV2Z.st	Boolean	Read Only
STATUS.DI1.st	Boolean	Read Only
STATUS.DI2.st	Boolean	Read Only
STATUS.DI3.st	Boolean	Read Only
STATUS.DI4.st	Boolean	Read Only
STATUS.DI5.st	Boolean	Read Only
STATUS.DI6.st	Boolean	Read Only
STATUS.DI7.st	Boolean	Read Only
STATUS.DI8.st	Boolean	Read Only
STATUS.LP2.st	Boolean	Read Only
STATUS.MAN.st	Boolean	Read Only
STATUS.PIDNO1.0.st	Boolean	Read Only
STATUS.PIDNO1.1.st	Boolean	Read Only
STATUS.PIDNO1.2.st	Boolean	Read Only
STATUS.PIDNO2.0.st	Boolean	Read Only
STATUS.PON.st	Boolean	Read Only
STATUS.PV2.st	Boolean	Read Only
STATUS.REMLCL1.st	Boolean	Read Only
STATUS.REMLCL2.st	Boolean	Read Only
STATUS.RUNSTOP.st	Boolean	Read Only
STATUS.TIM.10S.st	Boolean	Read Only
STATUS.TIM.1M.st	Boolean	Read Only
STATUS.TIM.1S.st	Boolean	Read Only
STATUS.TIM.5S.st	Boolean	Read Only
STATUS.V.GUE.st	Boolean	Read Only
ALRMST.ALM11.st	Boolean	Read Only
ALRMST.ALM12.st	Boolean	Read Only
ALRMST.ALM13.st	Boolean	Read Only
ALRMST.ALM14.st	Boolean	Read Only
ALRMST.ALM21.st	Boolean	Read Only
ALRMST.ALM22.st	Boolean	Read Only
ALRMST.ALM23.st	Boolean	Read Only
ALRMST.ALM24.st	Boolean	Read Only
ALRMST.OR1.st	Boolean	Read Only
ALRMST.OR2.st	Boolean	Read Only

Address Format	Data Types	Access
OFFSTATUS.A/M1.off	Boolean	Read Only
OFFSTATUS.A/M2.off	Boolean	Read Only
OFFSTATUS.AD1BO.off	Boolean	Read Only
OFFSTATUS.AD1ERR.off	Boolean	Read Only
OFFSTATUS.AD2BO.off	Boolean	Read Only
OFFSTATUS.AD2ERR.off	Boolean	Read Only
OFFSTATUS.AD3BO.off	Boolean	Read Only
OFFSTATUS.AD3ERR.off	Boolean	Read Only
OFFSTATUS.ALM11.off	Boolean	Read Only
OFFSTATUS.ALM12.off	Boolean	Read Only
OFFSTATUS.ALM13.off	Boolean	Read Only
OFFSTATUS.ALM14.off	Boolean	Read Only
OFFSTATUS.ALM21.off	Boolean	Read Only
OFFSTATUS.ALM22.off	Boolean	Read Only
OFFSTATUS.ALM23.off	Boolean	Read Only
OFFSTATUS.ALM24.off	Boolean	Read Only
OFFSTATUS.AT1.off	Boolean	Read Only
OFFSTATUS.AT1ERR.off	Boolean	Read Only
OFFSTATUS.AT2.off	Boolean	Read Only
OFFSTATUS.AT2ERR.off	Boolean	Read Only
OFFSTATUS.AUT.off	Boolean	Read Only
OFFSTATUS.C.RSP1ADC.off	Boolean	Read Only
OFFSTATUS.C.RSP1BO.off	Boolean	Read Only
OFFSTATUS.C.RSP2ADC.off	Boolean	Read Only
OFFSTATUS.C.RSP2BO.off	Boolean	Read Only
OFFSTATUS.CALB.E.off	Boolean	Read Only
OFFSTATUS.CAS.off	Boolean	Read Only
OFFSTATUS.DI1.off	Boolean	Read Only
OFFSTATUS.DI2.off	Boolean	Read Only
OFFSTATUS.DI3.off	Boolean	Read Only
OFFSTATUS.DI4.off	Boolean	Read Only
OFFSTATUS.DI5.off	Boolean	Read Only
OFFSTATUS.DI6.off	Boolean	Read Only
OFFSTATUS.DI7.off	Boolean	Read Only
OFFSTATUS.DI8.off	Boolean	Read Only
OFFSTATUS.EEP.E.off	Boolean	Read Only
OFFSTATUS.MAN.off	Boolean	Read Only
OFFSTATUS.MODE.E.off	Boolean	Read Only
OFFSTATUS.OR1.off	Boolean	Read Only

Address Format	Data Types	Access
OFFSTATUS.OR2.off	Boolean	Read Only
OFFSTATUS.PARA.E.off	Boolean	Read Only
OFFSTATUS.PV1+over.off	Boolean	Read Only
OFFSTATUS.PV1ADC.off	Boolean	Read Only
OFFSTATUS.PV1BO.off	Boolean	Read Only
OFFSTATUS.PV1-over.off	Boolean	Read Only
OFFSTATUS.PV2+over.off	Boolean	Read Only
OFFSTATUS.PV2ADC.off	Boolean	Read Only
OFFSTATUS.PV2BO.off	Boolean	Read Only
OFFSTATUS.PV2-over.off	Boolean	Read Only
OFFSTATUS.R/L.off	Boolean	Read Only
OFFSTATUS.R/L2.off	Boolean	Read Only
OFFSTATUS.R/S.off	Boolean	Read Only
OFFSTATUS.RANGE.off	Boolean	Read Only
OFFSTATUS.RJC1ERR.off	Boolean	Read Only
OFFSTATUS.RJC2ERR.off	Boolean	Read Only
OFFSTATUS.RSP1ADC.off	Boolean	Read Only
OFFSTATUS.RSP1BO.off	Boolean	Read Only
OFFSTATUS.RSP2ADC.off	Boolean	Read Only
OFFSTATUS.RSP2BO.off	Boolean	Read Only
OFFSTATUS.SETUP.off	Boolean	Read Only
OFFSTATUS.SYSTEM.E.off	Boolean	Read Only
OFFSTATUS.USER.E.off	Boolean	Read Only
OFFSTATUS.UTMD.off	Boolean	Read Only
OFFSTATUS.VLV.ATERR.off	Boolean	Read Only
OFFSTATUS.VLV.BOUT.off	Boolean	Read Only
ONSTATUS.A/M1.on	Boolean	Read Only
ONSTATUS.A/M2.on	Boolean	Read Only
ONSTATUS.AD1BO.on	Boolean	Read Only
ONSTATUS.AD1ERR.on	Boolean	Read Only
ONSTATUS.AD3BO.on	Boolean	Read Only
ONSTATUS.AD3ERR.on	Boolean	Read Only
ONSTATUS.ALM11.on	Boolean	Read Only
ONSTATUS.ALM12.on	Boolean	Read Only
ONSTATUS.ALM13.on	Boolean	Read Only
ONSTATUS.ALM14.on	Boolean	Read Only
ONSTATUS.ALM21.on	Boolean	Read Only
ONSTATUS.ALM22.on	Boolean	Read Only
ONSTATUS.ALM23.on	Boolean	Read Only

Address Format	Data Types	Access
ONSTATUS.ALM24.on	Boolean	Read Only
ONSTATUS.AT1.on	Boolean	Read Only
ONSTATUS.AT1ERR.on	Boolean	Read Only
ONSTATUS.AT2.on	Boolean	Read Only
ONSTATUS.AT2ERR.on	Boolean	Read Only
ONSTATUS.AUT.on	Boolean	Read Only
ONSTATUS.C.RSP1ADC.on	Boolean	Read Only
ONSTATUS.C.RSP1BO.on	Boolean	Read Only
ONSTATUS.C.RSP2ADC.on	Boolean	Read Only
ONSTATUS.C.RSP2BO.on	Boolean	Read Only
ONSTATUS.CALB.E.on	Boolean	Read Only
ONSTATUS.CAS.on	Boolean	Read Only
ONSTATUS.DI1.on	Boolean	Read Only
ONSTATUS.DI2.on	Boolean	Read Only
ONSTATUS.DI3.on	Boolean	Read Only
ONSTATUS.DI4.on	Boolean	Read Only
ONSTATUS.DI5.on	Boolean	Read Only
ONSTATUS.DI6.on	Boolean	Read Only
ONSTATUS.DI7.on	Boolean	Read Only
ONSTATUS.DI8.on	Boolean	Read Only
ONSTATUS.EEP.E.on	Boolean	Read Only
ONSTATUS.MAN.on	Boolean	Read Only
ONSTATUS.MODE.E.on	Boolean	Read Only
ONSTATUS.OR1.on	Boolean	Read Only
ONSTATUS.OR2.on	Boolean	Read Only
ONSTATUS.PARA.E.on	Boolean	Read Only
ONSTATUS.PV1+over.on	Boolean	Read Only
ONSTATUS.PV1ADC.on	Boolean	Read Only
ONSTATUS.PV1BO.on	Boolean	Read Only
ONSTATUS.PV1-over.on	Boolean	Read Only
ONSTATUS.PV2+over.on	Boolean	Read Only
ONSTATUS.PV2ADC.on	Boolean	Read Only
ONSTATUS.PV2BO.on	Boolean	Read Only
ONSTATUS.PV2-over.on	Boolean	Read Only
ONSTATUS.R/L.on	Boolean	Read Only
ONSTATUS.R/L2.on	Boolean	Read Only
ONSTATUS.RANGE.on	Boolean	Read Only
ONSTATUS.RDI203.on	Boolean	Read Only
ONSTATUS.RJC1ERR.on	Boolean	Read Only

Address Format	Data Types	Access
ONSTATUS.RJC2ERR.on	Boolean	Read Only
ONSTATUS.RS.on	Boolean	Read Only
ONSTATUS.RSP1ADC.on	Boolean	Read Only
ONSTATUS.RSP1BO.on	Boolean	Read Only
ONSTATUS.RSP2ADC.on	Boolean	Read Only
ONSTATUS.RSP2BO.on	Boolean	Read Only
ONSTATUS.SETUP.on	Boolean	Read Only
ONSTATUS.SYSTEM.E.on	Boolean	Read Only
ONSTATUS.USER.E.on	Boolean	Read Only
ONSTATUS.UTMD.on	Boolean	Read Only
ONSTATUS.VLV.ATERR.on	Boolean	Read Only
ONSTATUS.VLV.BOUT.on	Boolean	Read Only
STATUS.CSPNO.1.st	Boolean	Read Only
STATUS.PIDNO2.1.st	Boolean	Read Only
STATUS.CSPNO.2.st	Boolean	Read Only
STATUS.PIDNO2.2.st	Boolean	Read Only
STATUS.CSPNO.3.st	Boolean	Read Only
STATUS.PIDNO1.3.st	Boolean	Read Only
STATUS.PIDNO2.3.st	Boolean	Read Only

Process Parameters Addressing for UT520/UT550

The driver supports the following Process parameters addresses for UT520/UT550. The default data type for each address type is shown in **bold**.

Address Format	Data Types	Access
PROCESS.ADERROR	Boolean, Byte, Word , Short, Float	Read Only
PROCESS.ALM	Boolean, Byte, Word , Short, Float	Read Only
PROCESS.ALOSTS	Boolean, Byte, Word , Short, Float	Read Only
PROCESS.CSPNO	Boolean, Byte, Word , Short, Float	Read Only
PROCESS.DISP1	Boolean, Byte, Word , Short, Float	Read Only
PROCESS.DISP2	Boolean, Byte, Word , Short, Float	Read Only
PROCESS.DISTS	Boolean, Byte, Word , Short, Float	Read Only
PROCESS.ERROR.1	Boolean, Byte, Word , Short, Float	Read Only
PROCESS.PARAERR	Boolean, Byte, Word , Short, Float	Read Only
PROCESS.RDISTS	Boolean, Byte, Word , Short, Float	Read Only
PROCESS.SMEC	Boolean, Byte, Word , Short, Float	Read Only
PROCESS.TIM1	Boolean, Byte, Word , Short, Float	Read Only
PROCESS.TIM2	Boolean, Byte, Word , Short, Float	Read Only
PROCESS.COUT.1	Boolean, Byte, Word , Short, Float	Read Only
PROCESS.CSP.1	Boolean, Byte, Word, Short , Float	Read Only

Address Format	Data Types	Access
PROCESS.DEV.1	Boolean, Byte, Word , Short, Float	Read Only
PROCESS.HOUT.1	Boolean, Byte, Word , Short, Float	Read Only
PROCESS.MOD.1	Boolean, Byte, Word , Short, Float	Read Only
PROCESS.OR.1	Boolean, Byte, Word , Short, Float	Read Only
PROCESS.OUT.1	Boolean, Byte, Word, Short, Float	Read Only
PROCESS.PIDNO.1	Boolean, Byte, Word , Short, Float	Read Only
PROCESS.PV.1	Boolean, Byte, Word, Short , Float	Read Only
PROCESS.COUT.2	Boolean, Byte, Word , Short, Float	Read Only
PROCESS.CSP.2	Boolean, Byte, Word , Short, Float	Read Only
PROCESS.DEV.2	Boolean, Byte, Word , Short, Float	Read Only
PROCESS.ERROR.2	Boolean, Byte, Word , Short, Float	Read Only
PROCESS.HOUT.2	Boolean, Byte, Word , Short, Float	Read Only
PROCESS.MOD.2	Boolean, Byte, Word , Short, Float	Read Only
PROCESS.OR.2	Boolean, Byte, Word , Short, Float	Read Only
PROCESS.OUT.2	Boolean, Byte, Word, Short, Float	Read Only
PROCESS.PIDNO.2	Boolean, Byte, Word , Short, Float	Read Only
PROCESS.PV.2	Boolean, Byte, Word, Short , Float	Read Only

Absolute Address Mapping (D0001-D0300) for UT550/UT520

Register to Tag Address Mapping for registers D0001-D0300 are shown below.

● **Note:** Registers missing in the given range are either not applicable for this device model or are not supported.

Register Address	Tag Address
D0001	PROCESS.ADERROR
D0002	PROCESS.ERROR.1
D0003	PROCESS.PV.1
D0004	PROCESS.CSP.1
D0005	PROCESS.OUT.1
D0006	PROCESS.HOUT.1
D0007	PROCESS.COUT.1
D0008	PROCESS.MOD.1
D0009	PROCESS.PIDNO.1
D0010	PROCESS.CSPNO
D0011	PROCESS.ALM
D0018	PROCESS.ERROR.2
D0019	PROCESS.PV.2
D0020	PROCESS.CSP.2
D0021	PROCESS.OUT.2

Register Address	Tag Address
D0022	PROCESS.HOUT.2
D0023	PROCESS.COOUT.2
D0024	PROCESS.MOD.2
D0025	PROCESS.PIDNO.2
D0026	PROCESS.DEV.1
D0027	PROCESS.OR.1
D0030	PROCESS.DEV.2
D0031	PROCESS.OR.2
D0032	PROCESS.SMEC
D0033	PROCESS.DISTS
D0034	PROCESS.RDISTS
D0035	PROCESS.PARAERR
D0036	PROCESS.ALOSTS
D0037	PROCESS.TIM1
D0038	PROCESS.TIM2
D0039	PROCESS.DISP1
D0040	PROCESS.DISP2
D0201	OPMODE.A/M1
D0202	OPMODE.A/M2
D0203	OPMODE.R/L1
D0204	OPMODE.R/L2
D0205	OPMODE.OP_S/R
D0206	OPMODE.C.A.M
D0207	OPMODE.SPN
D0215	OPMODE.C.RSP.1
D0216	OPMODE.C.RSP.2
D0217	OPMODE.MOUT.1
D0218	OPMODE.MOUTc.1
D0219	OPMODE.MOUT.2
D0220	OPMODE.MOUTc.2
D0241	OPREL.AT.1
D0242	OPREL.SC.1
D0243	OPREL.BS.1
D0244	OPREL.FL.1
D0245	OPREL.UPR.1
D0246	OPREL.DNR.1
D0247	OPREL.RT.1
D0248	OPREL.RBS.1
D0249	OPREL.RFL.1

Register Address	Tag Address
D0250	OPREL.ORB.1
D0251	OPREL.ORH.1
D0252	OPREL.ORL.1
D0271	OPREL.AT.2
D0272	OPREL.SC.2
D0273	OPREL.BS.2
D0274	OPREL.FL.2
D0275	OPREL.UPR.2
D0276	OPREL.DNR.2
D0277	OPREL.RT.2
D0278	OPREL.RBS.2
D0279	OPREL.RFL.2
D0280	OPREL.ORB.2
D0281	OPREL.ORH.2
D0282	OPREL.ORL.2

Absolute Address Mapping (D0301-D0700) for UT550/UT520

Register to Tag Address Mapping for registers D0301-D0700 are shown below.

● **Note:** Registers missing in the given range are either not applicable for this device model or are not supported.

Register Address	Tag Address
D0301	PID.1.SP.1
D0302	PID.1.A1.1
D0303	PID.1.A2.1
D0304	PID.1.A3.1
D0305	PID.1.A4.1
D0306	PID.1.P.1
D0307	PID.1.I.1
D0308	PID.1.D.1
D0309	PID.1.OH.1
D0310	PID.1.OL.1
D0311	PID.1.MR.1
D0312	PID.1.H.1
D0313	PID.1.DR.1
D0314	PID.1.Pc.1
D0315	PID.1.Ic.1
D0316	PID.1.Dc.1
D0317	PID.1.Hc.1

Register Address	Tag Address
D0318	PID.1.DB.1
D0319	PID.1.RP.1
D0320	PID.1.PO.1
D0321	PID.1.Oc.1
D0326	PID.2.SP.1
D0327	PID.2.A1.1
D0328	PID.2.A2.1
D0329	PID.2.A3.1
D0330	PID.2.A4.1
D0331	PID.2.P.1
D0332	PID.2.I.1
D0333	PID.2.D.1
D0334	PID.2.OH.1
D0335	PID.2.OL.1
D0336	PID.2.MR.1
D0337	PID.2.H.1
D0338	PID.2.DR.1
D0339	PID.2.Pc.1
D0340	PID.2.Ic.1
D0341	PID.2.Dc.1
D0342	PID.2.Hc.1
D0343	PID.2.DB.1
D0344	PID.2.RP.1
D0345	PID.2.PO.1
D0346	PID.2.Oc.1
D0351	PID.3.SP.1
D0352	PID.3.A1.1
D0353	PID.3.A2.1
D0354	PID.3.A3.1
D0355	PID.3.A4.1
D0356	PID.3.P.1
D0357	PID.3.I.1
D0358	PID.3.D.1
D0359	PID.3.OH.1
D0360	PID.3.OL.1
D0361	PID.3.MR.1
D0362	PID.3.H.1
D0363	PID.3.DR.1
D0364	PID.3.Pc.1

Register Address	Tag Address
D0365	PID.3.Ic.1
D0366	PID.3.Dc.1
D0367	PID.3.Hc.1
D0368	PID.3.DB.1
D0369	PID.3.RP.1
D0370	PID.3.PO.1
D0371	PID.3.Oc.1
D0376	PID.4.SP.1
D0377	PID.4.A1.1
D0378	PID.4.A2.1
D0379	PID.4.A3.1
D0380	PID.4.A4.1
D0381	PID.4.P.1
D0382	PID.4.I.1
D0383	PID.4.D.1
D0384	PID.4.OH.1
D0385	PID.4.OL.1
D0386	PID.4.MR.1
D0387	PID.4.H.1
D0388	PID.4.DR.1
D0389	PID.4.Pc.1
D0390	PID.4.Ic.1
D0391	PID.4.Dc.1
D0392	PID.4.Hc.1
D0393	PID.4.DB.1
D0394	PID.4.RP.1
D0395	PID.4.PO.1
D0396	PID.4.Oc.1
D0401	PID.5.SP.1
D0402	PID.5.A1.1
D0403	PID.5.A2.1
D0404	PID.5.A3.1
D0405	PID.5.A4.1
D0406	PID.5.P.1
D0407	PID.5.I.1
D0408	PID.5.D.1
D0409	PID.5.OH.1
D0410	PID.5.OL.1
D0411	PID.5.MR.1

Register Address	Tag Address
D0412	PID.5.H.1
D0413	PID.5.DR.1
D0414	PID.5.Pc.1
D0415	PID.5.lc.1
D0416	PID.5.Dc.1
D0417	PID.5.Hc.1
D0418	PID.5.DB.1
D0419	PID.5.RP.1
D0420	PID.5.PO.1
D0421	PID.5.Oc.1
D0426	PID.6.SP.1
D0427	PID.6.A1.1
D0428	PID.6.A2.1
D0429	PID.6.A3.1
D0430	PID.6.A4.1
D0431	PID.6.P.1
D0432	PID.6.I.1
D0433	PID.6.D.1
D0434	PID.6.OH.1
D0435	PID.6.OL.1
D0436	PID.6.MR.1
D0437	PID.6.H.1
D0438	PID.6.DR.1
D0439	PID.6.Pc.1
D0440	PID.6.lc.1
D0441	PID.6.Dc.1
D0442	PID.6.Hc.1
D0443	PID.6.DB.1
D0444	PID.6.RP.1
D0445	PID.6.PO.1
D0446	PID.6.Oc.1
D0451	PID.7.SP.1
D0452	PID.7.A1.1
D0453	PID.7.A2.1
D0454	PID.7.A3.1
D0455	PID.7.A4.1
D0456	PID.7.P.1
D0457	PID.7.I.1
D0458	PID.7.D.1

Register Address	Tag Address
D0459	PID.7.OH.1
D0460	PID.7.OL.1
D0461	PID.7.MR.1
D0462	PID.7.H.1
D0463	PID.7.DR.1
D0464	PID.7.Pc.1
D0465	PID.7.Ic.1
D0466	PID.7.Dc.1
D0467	PID.7.Hc.1
D0468	PID.7.DB.1
D0469	PID.RHY.1
D0470	PID.7.PO.1
D0471	PID.7.Oc.1
D0476	PID.8.SP.1
D0477	PID.8.A1.1
D0478	PID.8.A2.1
D0479	PID.8.A3.1
D0480	PID.8.A4.1
D0481	PID.8.P.1
D0482	PID.8.I.1
D0483	PID.8.D.1
D0484	PID.8.OH.1
D0485	PID.8.OL.1
D0486	PID.8.MR.1
D0487	PID.8.H.1
D0488	PID.8.DR.1
D0489	PID.8.Pc.1
D0490	PID.8.Ic.1
D0491	PID.8.Dc.1
D0492	PID.8.Hc.1
D0493	PID.8.DB.1
D0494	PID.RDV.1
D0495	PID.8.PO.1
D0496	PID.8.Oc.1
D0501	PID.1.SP.2
D0502	PID.1.A1.2
D0503	PID.1.A2.2
D0504	PID.1.A3.2
D0505	PID.1.A4.2

Register Address	Tag Address
D0506	PID.1.P.2
D0507	PID.1.I.2
D0508	PID.1.D.2
D0509	PID.1.OH.2
D0510	PID.1.OL.2
D0511	PID.1.MR.2
D0512	PID.1.H.2
D0513	PID.1.DR.2
D0514	PID.1.Pc.2
D0515	PID.1.lc.2
D0516	PID.1.Dc.2
D0517	PID.1.Hc.2
D0518	PID.1.DB.2
D0519	PID.1.RP.2
D0520	PID.1.PO.2
D0521	PID.1.Oc.2
D0526	PID.2.SP.2
D0527	PID.2.A1.2
D0528	PID.2.A2.2
D0529	PID.2.A3.2
D0530	PID.2.A4.2
D0531	PID.2.P.2
D0532	PID.2.I.2
D0533	PID.2.D.2
D0534	PID.2.OH.2
D0535	PID.2.OL.2
D0536	PID.2.MR.2
D0537	PID.2.H.2
D0538	PID.2.DR.2
D0539	PID.2.Pc.2
D0540	PID.2.lc.2
D0541	PID.2.Dc.2
D0542	PID.2.Hc.2
D0543	PID.2.DB.2
D0544	PID.2.RP.2
D0545	PID.2.PO.2
D0546	PID.2.Oc.2
D0551	PID.3.SP.2
D0552	PID.3.A1.2

Register Address	Tag Address
D0553	PID.3.A2.2
D0554	PID.3.A3.2
D0555	PID.3.A4.2
D0556	PID.3.P.2
D0557	PID.3.I.2
D0558	PID.3.D.2
D0559	PID.3.OH.2
D0560	PID.3.OL.2
D0561	PID.3.MR.2
D0562	PID.3.H.2
D0563	PID.3.DR.2
D0564	PID.3.Pc.2
D0565	PID.3.Ic.2
D0566	PID.3.Dc.2
D0567	PID.3.Hc.2
D0568	PID.3.DB.2
D0569	PID.3.RP.2
D0570	PID.3.PO.2
D0571	PID.3.Oc.2
D0576	PID.4.SP.2
D0577	PID.4.A1.2
D0578	PID.4.A2.2
D0579	PID.4.A3.2
D0580	PID.4.A4.2
D0581	PID.4.P.2
D0582	PID.4.I.2
D0583	PID.4.D.2
D0584	PID.4.OH.2
D0585	PID.4.OL.2
D0586	PID.4.MR.2
D0587	PID.4.H.2
D0588	PID.4.DR.2
D0589	PID.4.Pc.2
D0590	PID.4.Ic.2
D0591	PID.4.Dc.2
D0592	PID.4.Hc.2
D0593	PID.4.DB.2
D0594	PID.4.RP.2
D0595	PID.4.PO.2

Register Address	Tag Address
D0596	PID.4.Oc.2
D0601	PID.5.SP.2
D0602	PID.5.A1.2
D0603	PID.5.A2.2
D0604	PID.5.A3.2
D0605	PID.5.A4.2
D0606	PID.5.P.2
D0607	PID.5.I.2
D0608	PID.5.D.2
D0609	PID.5.OH.2
D0610	PID.5.OL.2
D0611	PID.5.MR.2
D0612	PID.5.H.2
D0613	PID.5.DR.2
D0614	PID.5.Pc.2
D0615	PID.5.lc.2
D0616	PID.5.Dc.2
D0617	PID.5.Hc.2
D0618	PID.5.DB.2
D0619	PID.5.RP.2
D0620	PID.5.PO.2
D0621	PID.5.Oc.2
D0626	PID.6.SP.2
D0627	PID.6.A1.2
D0628	PID.6.A2.2
D0629	PID.6.A3.2
D0630	PID.6.A4.2
D0631	PID.6.P.2
D0632	PID.6.I.2
D0633	PID.6.D.2
D0634	PID.6.OH.2
D0635	PID.6.OL.2
D0636	PID.6.MR.2
D0637	PID.6.H.2
D0638	PID.6.DR.2
D0639	PID.6.Pc.2
D0640	PID.6.lc.2
D0641	PID.6.Dc.2
D0642	PID.6.Hc.2

Register Address	Tag Address
D0643	PID.6.DB.2
D0644	PID.6.RP.2
D0645	PID.6.PO.2
D0646	PID.6.Oc.2
D0651	PID.7.SP.2
D0652	PID.7.A1.2
D0653	PID.7.A2.2
D0654	PID.7.A3.2
D0655	PID.7.A4.2
D0656	PID.7.P.2
D0657	PID.7.I.2
D0658	PID.7.D.2
D0659	PID.7.OH.2
D0660	PID.7.OL.2
D0661	PID.7.MR.2
D0662	PID.7.H.2
D0663	PID.7.DR.2
D0664	PID.7.Pc.2
D0665	PID.7.Ic.2
D0666	PID.7.Dc.2
D0667	PID.7.Hc.2
D0668	PID.7.DB.2
D0669	PID.RHY.2
D0670	PID.7.PO.2
D0671	PID.7.Oc.2
D0676	PID.8.SP.2
D0677	PID.8.A1.2
D0678	PID.8.A2.2
D0679	PID.8.A3.2
D0680	PID.8.A4.2
D0681	PID.8.P.2
D0682	PID.8.I.2
D0683	PID.8.D.2
D0684	PID.8.OH.2
D0685	PID.8.OL.2
D0686	PID.8.MR.2
D0687	PID.8.H.2
D0688	PID.8.DR.2
D0689	PID.8.Pc.2

Register Address	Tag Address
D0690	PID.8.Ic.2
D0691	PID.8.Dc.2
D0692	PID.8.Hc.2
D0693	PID.8.DB.2
D0694	PID.RDV.2
D0695	PID.8.PO.2
D0696	PID.8.Oc.2

Absolute Address Mapping (D0701-D1100) for UT550/UT520

Register to Tag Address Mapping for registers D0701-D1100 are shown below.

● **Note:** Registers missing in the given range are either not applicable for this device model or are not supported.

Register Address	Tag Address
D0701	LINEARIZER.U1
D0702	LINEARIZER.U2
D0703	LINEARIZER.U3
D0726	LINEARIZER.1.A1
D0727	LINEARIZER.1.B1
D0728	LINEARIZER.1.A2
D0729	LINEARIZER.1.B2
D0730	LINEARIZER.1.A3
D0731	LINEARIZER.1.B3
D0732	LINEARIZER.1.A4
D0733	LINEARIZER.1.B4
D0734	LINEARIZER.1.A5
D0735	LINEARIZER.1.B5
D0736	LINEARIZER.1.A6
D0737	LINEARIZER.1.B6
D0738	LINEARIZER.1.A7
D0739	LINEARIZER.1.B7
D0740	LINEARIZER.1.A8
D0741	LINEARIZER.1.B8
D0742	LINEARIZER.1.A9
D0743	LINEARIZER.1.B9
D0744	LINEARIZER.1.A10
D0745	LINEARIZER.1.B10
D0746	LINEARIZER.1.A11
D0747	LINEARIZER.1.B11

Register Address	Tag Address
D0748	LINEARIZER.1.PMD
D0751	LINEARIZER.2.A1
D0752	LINEARIZER.2.B1
D0753	LINEARIZER.2.A2
D0754	LINEARIZER.2.B2
D0755	LINEARIZER.2.A3
D0756	LINEARIZER.2.B3
D0757	LINEARIZER.2.A4
D0758	LINEARIZER.2.B4
D0759	LINEARIZER.2.A5
D0760	LINEARIZER.2.B5
D0761	LINEARIZER.2.A6
D0762	LINEARIZER.2.B6
D0763	LINEARIZER.2.A7
D0764	LINEARIZER.2.B7
D0765	LINEARIZER.2.A8
D0766	LINEARIZER.2.B8
D0767	LINEARIZER.2.A9
D0768	LINEARIZER.2.B9
D0769	LINEARIZER.2.A10
D0770	LINEARIZER.2.B10
D0771	LINEARIZER.2.A11
D0772	LINEARIZER.2.B11
D0773	LINEARIZER.2.PMD
D0901	CTRLPARAM.RMS.1
D0902	CTRLPARAM.SPT.1
D0903	CTRLPARAM.PVT.1
D0904	CTRLPARAM.TMU.1
D0915	CTRLPARAM.AL1.1
D0916	CTRLPARAM.AL2.1
D0917	CTRLPARAM.AL3.1
D0918	CTRLPARAM.AL4.1
D0919	CTRLPARAM.HY1.1
D0920	CTRLPARAM.HY2.1
D0921	CTRLPARAM.HY3.1
D0922	CTRLPARAM.HY4.1
D0923	CTRLPARAM.AMD.1
D0926	CTRLPARAM.OPR.1
D0927	CTRLPARAM.MOD.1

Register Address	Tag Address
D0928	CTRLPARAM.AR.1
D0929	CTRLPARAM.ZON
D0930	CTRLPARAM.R.MD
D0931	CTRLPARAM.R.TM
D0933	CTRLPARAM.SPH.1
D0934	CTRLPARAM.SPL.1
D0935	CTRLPARAM.DY1.1
D0936	CTRLPARAM.DY2.1
D0937	CTRLPARAM.DY3.1
D0938	CTRLPARAM.DY4.1
D0940	CTRLPARAM.GRP
D0941	CTRLPARAM.RMS.2
D0942	CTRLPARAM.SPT.2
D0943	CTRLPARAM.PVT.2
D0944	CTRLPARAM.TMU.2
D0955	CTRLPARAM.AL1.2
D0956	CTRLPARAM.AL2.2
D0957	CTRLPARAM.AL3.2
D0958	CTRLPARAM.AL4.2
D0959	CTRLPARAM.HY1.2
D0960	CTRLPARAM.HY2.2
D0961	CTRLPARAM.HY3.2
D0962	CTRLPARAM.HY4.2
D0963	CTRLPARAM.AMD.2
D0966	CTRLPARAM.OPR.2
D0967	CTRLPARAM.MOD.2
D0968	CTRLPARAM.AR.2
D0973	CTRLPARAM.SPH.2
D0974	CTRLPARAM.SPL.2
D0975	CTRLPARAM.DY1.2
D0976	CTRLPARAM.DY2.2
D0977	CTRLPARAM.DY3.2
D0978	CTRLPARAM.DY4.2
D1001	LOOPPARAM.A.BS1
D1002	LOOPPARAM.A.FL1
D1003	LOOPPARAM.A.SR1
D1004	LOOPPARAM.A.LC1
D1005	LOOPPARAM.A.BS2
D1006	LOOPPARAM.A.FL2

Register Address	Tag Address
D1007	LOOPPARAM.A.SR2
D1008	LOOPPARAM.A.LC2
D1009	LOOPPARAM.A.BS3
D1010	LOOPPARAM.A.FL3
D1011	LOOPPARAM.A.SR3
D1012	LOOPPARAM.A.LC3
D1013	LOOPPARAM.RET1
D1014	LOOPPARAM.RTH1
D1015	LOOPPARAM.RTL1
D1016	LOOPPARAM.RET2
D1017	LOOPPARAM.RTH2
D1018	LOOPPARAM.RTL2
D1019	LOOPPARAM.DVB1
D1020	LOOPPARAM.DVB2
D1021	LOOPPARAM.TSC1
D1022	LOOPPARAM.TSC2
D1023	LOOPPARAM.TTM
D1025	LOOPPARAM.A/M
D1028	LOOPPARAM.MODE
D1029	LOOPPARAM.PRG
D1030	LOOPPARAM.LP1
D1031	LOOPPARAM.LP2
D1032	LOOPPARAM.PID
D1033	LOOPPARAM.USR
D1034	LOOPPARAM.PYS1
D1035	LOOPPARAM.PYS2

Absolute Address Mapping (D1101-D1300) for UT550/UT520

Register to Tag Address Mapping for registers D1101-D1300 are shown below.

● **Note:** Registers missing in the given range are either not applicable for this device model or are not supported.

Register Address	Tag Address
D1101	CONFIG.C.S1
D1102	CONFIG.C.S2
D1103	CONFIG.C.S3
D1104	CONFIG.C.S4
D1105	CONFIG.C.S5

Register Address	Tag Address
D1106	CONFIG.DO1
D1107	CONFIG.DO2
D1108	CONFIG.DO3
D1109	CONFIG.DO4
D1110	CONFIG.DO5
D1111	CONFIG.DO6
D1112	CONFIG.DO7
D1113	CONFIG.R151
D1114	CONFIG.R152
D1115	CONFIG.R153
D1116	CONFIG.R154
D1117	CONFIG.R155
D1118	CONFIG.R156
D1119	CONFIG.R157
D1120	CONFIG.R158
D1121	CONFIG.R251
D1122	CONFIG.R252
D1123	CONFIG.R253
D1124	CONFIG.R254
D1125	CONFIG.R255
D1126	CONFIG.R256
D1127	CONFIG.R257
D1128	CONFIG.R258
D1129	CONFIG.A/M.1
D1130	CONFIG.A/M.2
D1131	CONFIG.R/L.1
D1132	CONFIG.R/L.2
D1133	CONFIG.S/R
D1134	CONFIG.CAS
D1135	CONFIG.AUTO
D1136	CONFIG.MAN
D1137	CONFIG.SP.b0
D1138	CONFIG.SP.b1
D1139	CONFIG.SP.b2
D1140	CONFIG.SP.b3
D1141	CONFIG.DP1
D1142	CONFIG.DP2
D1143	CONFIG.MG1
D1144	CONFIG.MG2

Register Address	Tag Address
D1145	CONFIG.MG3
D1146	CONFIG.MG4
D1170	CONFIG.PYA1
D1171	CONFIG.PYB1
D1172	CONFIG.PYA2
D1173	CONFIG.PYB2
D1201	CTRLMODE.IN1
D1202	CTRLMODE.UNI1
D1203	CTRLMODE.DP1
D1204	CTRLMODE.RH1
D1205	CTRLMODE.RL1
D1206	CTRLMODE.SDP1
D1207	CTRLMODE.SH1
D1208	CTRLMODE.SL1
D1209	CTRLMODE.BSL1
D1210	CTRLMODE.RJC1
D1211	CTRLMODE.IN2
D1212	CTRLMODE.UNI2
D1213	CTRLMODE.DP2
D1214	CTRLMODE.RH2
D1215	CTRLMODE.RL2
D1216	CTRLMODE.SDP2
D1217	CTRLMODE.SH2
D1218	CTRLMODE.SL2
D1219	CTRLMODE.BSL2
D1220	CTRLMODE.RJC2
D1221	CTRLMODE.IN3
D1222	CTRLMODE.UNI3
D1223	CTRLMODE.DP3
D1224	CTRLMODE.RH3
D1225	CTRLMODE.RL3
D1226	CTRLMODE.SDP3
D1227	CTRLMODE.SH3
D1228	CTRLMODE.SL3
D1229	CTRLMODE.BSL3
D1230	CTRLMODE.P.UNI1
D1231	CTRLMODE.P.DP1
D1232	CTRLMODE.P.RH1
D1233	CTRLMODE.P.RL1

Register Address	Tag Address
D1234	CTRLMODE.P.UNI2
D1235	CTRLMODE.P.DP2
D1236	CTRLMODE.P.RH2
D1237	CTRLMODE.P.RL2
D1238	CTRLMODE.OT1
D1239	CTRLMODE.OT2
D1240	CTRLMODE.CT1
D1241	CTRLMODE.CT2
D1242	CTRLMODE.CTc1
D1243	CTRLMODE.CTc2
D1244	CTRLMODE.AO1
D1245	CTRLMODE.AO2
D1246	CTRLMODE.AO3
D1247	CTRLMODE.PSL1
D1248	CTRLMODE.BPS1
D1249	CTRLMODE.PRI1
D1250	CTRLMODE.STP1
D1251	CTRLMODE.DLN1
D1252	CTRLMODE.ADR1
D1253	CTRLMODE.RP.T1
D1254	CTRLMODE.PSL2
D1255	CTRLMODE.BPS2
D1256	CTRLMODE.PRI2
D1257	CTRLMODE.STP2
D1258	CTRLMODE.DLN2
D1259	CTRLMODE.ADR2
D1260	CTRLMODE.RP.T2
D1261	CTRLMODE.V.RS
D1262	CTRLMODE.V.L
D1263	CTRLMODE.V.H
D1264	CTRLMODE.TR.T
D1265	CTRLMODE.V.MOD
D1266	CTRLMODE.INIT
D1267	CTRLMODE.V.AT
D1268	CTRLMODE.A1H
D1269	CTRLMODE.A1L
D1270	CTRLMODE.A2H
D1271	CTRLMODE.A2L
D1272	CTRLMODE.A3H

Register Address	Tag Address
D1273	CTRLMODE.A3L
D1280	CTRLMODE.UTM
D1281	CTRLMODE.SMP

Absolute Address Mapping (I0001-I0701) for UT550/UT520

Register to Tag Address Mapping for registers I0001 -I0701 are shown below.

● **Note:** Registers missing in the given range are either not applicable for this device model or are not supported.

Register Address	Tag Address
I0001	ERR.AD1ERR.st
I0003	ERR.AD3ERR.st
I0005	ERR.AD1BO.st
I0007	ERR.AD3BO.st
I0012	ERR.VLV.ATERR.st
I0013	ERR.VLV.BOUT.st
I0017	ERR.PV1ADC.st
I0018	ERR.PV1BO.st
I0019	ERR.RJC1ERR.st
I0021	ERR.PV1+over.st
I0022	ERR.PV1-over.st
I0025	ERR.RSP1ADC.st
I0026	ERR.RSP1BO.st
I0029	ERR.C.RSP1ADC.st
I0030	ERR.C.RSP1BO.st
I0031	ERR.AT1ERR.st
I0033	ERR.PV2ADC.st
I0034	ERR.PV2BO.st
I0035	ERR.RJC2ERR.st
I0037	ERR.PV2+over.st
I0038	ERR.PV2-over.st
I0041	ERR.RSP2ADC.st
I0042	ERR.RSP2BO.st
I0045	ERR.C.RSP2ADC.st
I0046	ERR.C.RSP2BO.st
I0047	ERR.AT2ERR.st
I0049	ERR.CALB.E.st
I0051	ERR.USER.E.st

Register Address	Tag Address
I0053	ERR.UTMD.st
I0054	ERR.RANGE.st
I0055	ERR.SETUP.st
I0057	ERR.PARA.E.st
I0058	ERR.MODE.E.st
I0063	ERR.SYSTEM.E.st
I0065	L1MODE.AM1.st
I0066	L1MODE.RL.st
I0067	L1MODE.RS.st
I0069	L1MODE.CAS.st
I0070	L1MODE.AUT.st
I0071	L1MODE.MAN.st
I0079	L1MODE.AT1.st
I0081	L2MODE.A/M2.st
I0082	L2MODE.R/L2.st
I0095	L2MODE.AT2.st
I0097	ALRMST.ALM11.st
I0098	ALRMST.ALM12.st
I0099	ALRMST.ALM13.st
I0101	ALRMST.ALM14.st
I0102	ALRMST.OR1.st
I0105	ALRMST.ALM21.st
I0106	ALRMST.ALM22.st
I0107	ALRMST.ALM23.st
I0109	ALRMST.ALM24.st
I0110	ALRMST.OR2.st
I0161	STATUS.DI1.st
I0162	STATUS.DI2.st
I0163	STATUS.DI3.st
I0164	STATUS.DI4.st
I0165	STATUS.DI5.st
I0166	STATUS.DI6.st
I0167	STATUS.DI7.st
I0168	STATUS.DI8.st
I0193	ONSTATUS.AD1ERR.on
I0195	ONSTATUS.AD3ERR.on
I0197	ONSTATUS.AD1BO.on
I0199	ONSTATUS.AD3BO.on
I0204	ONSTATUS.VLV.ATERR.on

Register Address	Tag Address
I0205	ONSTATUS.VLV.BOUT.on
I0209	ONSTATUS.PV1ADC.on
I0210	ONSTATUS.PV1BO.on
I0211	ONSTATUS.RJC1ERR.on
I0213	ONSTATUS.PV1+over.on
I0214	ONSTATUS.PV1-over.on
I0217	ONSTATUS.RSP1ADC.on
I0218	ONSTATUS.RSP1BO.on
I0221	ONSTATUS.C.RSP1ADC.on
I0222	ONSTATUS.C.RSP1BO.on
I0223	ONSTATUS.AT1ERR.on
I0225	ONSTATUS.PV2ADC.on
I0226	ONSTATUS.PV2BO.on
I0227	ONSTATUS.RJC2ERR.on
I0229	ONSTATUS.PV2+over.on
I0230	ONSTATUS.PV2-over.on
I0233	ONSTATUS.RSP2ADC.on
I0234	ONSTATUS.RSP2BO.on
I0237	ONSTATUS.C.RSP2ADC.on
I0238	ONSTATUS.C.RSP2BO.on
I0239	ONSTATUS.AT2ERR.on
I0241	ONSTATUS.CALB.E.on
I0243	ONSTATUS.USER.E.on
I0245	ONSTATUS.UTMD.on
I0246	ONSTATUS.RANGE.on
I0247	ONSTATUS.SETUP.on
I0249	ONSTATUS.PARA.E.on
I0250	ONSTATUS.MODE.E.on
I0253	ONSTATUS.EEP.E.on
I0255	ONSTATUS.SYSTEM.E.on
I0257	ONSTATUS.A/M1.on
I0258	ONSTATUS.R/L.on
I0259	ONSTATUS.RS.on
I0261	ONSTATUS.CAS.on
I0262	ONSTATUS.AUT.on
I0263	ONSTATUS.MAN.on
I0271	ONSTATUS.AT1.on
I0273	ONSTATUS.A/M2.on
I0274	ONSTATUS.R/L2.on

Register Address	Tag Address
I0287	ONSTATUS.AT2.on
I0289	ONSTATUS.ALM11.on
I0290	ONSTATUS.ALM12.on
I0291	ONSTATUS.ALM13.on
I0293	ONSTATUS.ALM14.on
I0294	ONSTATUS.OR1.on
I0297	ONSTATUS.ALM21.on
I0298	ONSTATUS.ALM22.on
I0299	ONSTATUS.ALM23.on
I0301	ONSTATUS.ALM24.on
I0302	ONSTATUS.OR2.on
I0353	ONSTATUS.DI1.on
I0354	ONSTATUS.DI2.on
I0355	ONSTATUS.DI3.on
I0356	ONSTATUS.DI4.on
I0357	ONSTATUS.DI5.on
I0358	ONSTATUS.DI6.on
I0359	ONSTATUS.DI7.on
I0360	ONSTATUS.DI8.on
I0379	ONSTATUS.RDI203.on
I0385	OFFSTATUS.AD1ERR.off
I0386	OFFSTATUS.AD2ERR.off
I0387	OFFSTATUS.AD3ERR.off
I0389	OFFSTATUS.AD1BO.off
I0390	OFFSTATUS.AD2BO.off
I0391	OFFSTATUS.AD3BO.off
I0393	OFFSTATUS.RJC1ERR.off
I0394	OFFSTATUS.RJC2ERR.off
I0396	OFFSTATUS.VLV.ATERR.off
I0397	OFFSTATUS.VLV.BOUT.off
I0401	OFFSTATUS.PV1ADC.off
I0402	OFFSTATUS.PV1BO.off
I0405	OFFSTATUS.PV1+over.off
I0406	OFFSTATUS.PV1-over.off
I0409	OFFSTATUS.RSP1ADC.off
I0410	OFFSTATUS.RSP1BO.off
I0413	OFFSTATUS.C.RSP1ADC.off
I0414	OFFSTATUS.C.RSP1BO.off
I0415	OFFSTATUS.AT1ERR.off

Register Address	Tag Address
I0417	OFFSTATUS.PV2ADC.off
I0418	OFFSTATUS.PV2BO.off
I0421	OFFSTATUS.PV2+over.off
I0422	OFFSTATUS.PV2-over.off
I0425	OFFSTATUS.RSP2ADC.off
I0426	OFFSTATUS.RSP2BO.off
I0429	OFFSTATUS.C.RSP2ADC.off
I0430	OFFSTATUS.C.RSP2BO.off
I0431	OFFSTATUS.AT2ERR.off
I0433	OFFSTATUS.CALB.E.off
I0435	OFFSTATUS.USER.E.off
I0437	OFFSTATUS.UTMD.off
I0438	OFFSTATUS.RANGE.off
I0439	OFFSTATUS.SETUP.off
I0441	OFFSTATUS.PARA.E.off
I0442	OFFSTATUS.MODE.E.off
I0445	OFFSTATUS.EEP.E.off
I0447	OFFSTATUS.SYSTEM.E.off
I0449	OFFSTATUS.A/M1.off
I0450	OFFSTATUS.R/L.off
I0451	OFFSTATUS.R/S.off
I0453	OFFSTATUS.CAS.off
I0454	OFFSTATUS.AUT.off
I0455	OFFSTATUS.MAN.off
I0463	OFFSTATUS.AT1.off
I0465	OFFSTATUS.A/M2.off
I0466	OFFSTATUS.R/L2.off
I0479	OFFSTATUS.AT2.off
I0481	OFFSTATUS.ALM11.off
I0482	OFFSTATUS.ALM12.off
I0483	OFFSTATUS.ALM13.off
I0485	OFFSTATUS.ALM14.off
I0486	OFFSTATUS.OR1.off
I0489	OFFSTATUS.ALM21.off
I0490	OFFSTATUS.ALM22.off
I0491	OFFSTATUS.ALM23.off
I0493	OFFSTATUS.ALM24.off
I0494	OFFSTATUS.OR2.off
I0545	OFFSTATUS.DI1.off

Register Address	Tag Address
I0546	OFFSTATUS.DI2.off
I0547	OFFSTATUS.DI3.off
I0548	OFFSTATUS.DI4.off
I0549	OFFSTATUS.DI5.off
I0550	OFFSTATUS.DI6.off
I0551	OFFSTATUS.DI7.off
I0552	OFFSTATUS.DI8.off
I0577	STATUS.CSPNO.0.st
I0578	STATUS.CSPNO.1.st
I0579	STATUS.CSPNO.2.st
I0580	STATUS.CSPNO.3.st
I0581	STATUS.AUTMAN.st
I0582	STATUS.REMLCL1.st
I0583	STATUS.RUNSTOP.st
I0584	STATUS.CAS.st
I0585	STATUS.AUT.st
I0586	STATUS.MAN.st
I0592	STATUS.AT1.st
I0593	STATUS.PIDNO1.0.st
I0594	STATUS.PIDNO1.1.st
I0595	STATUS.PIDNO1.2.st
I0596	STATUS.PIDNO1.3.st
I0597	STATUS.AUTMAN2.st
I0598	STATUS.REMLCL2.st
I0600	STATUS.AT2.st
I0609	STATUS.PIDNO2.0.st
I061	ERR.EEP.E.st
I0610	STATUS.PIDNO2.1.st
I0611	STATUS.PIDNO2.2.st
I0612	STATUS.PIDNO2.3.st
I0657	STATUS.TIM.1S.st
I0658	STATUS.TIM.5S.st
I0659	STATUS.TIM.10S.st
I0661	STATUS.TIM.1M.st
I0665	STATUS.V.GUE.st
I0672	STATUS.PON.st
I0673	STATUS.PV2.st
I0674	STATUS.LP2.st
I0681	STATUS.DEV1-.st

Register Address	Tag Address
I0682	STATUS.DEV1Z.st
I0683	STATUS.DEV1+.st
I0685	STATUS.DEV2-.st
I0686	STATUS.DEV2Z.st
I0687	STATUS.DEV2+.st
I0689	STATUS.ALO11.st
I0690	STATUS.ALO12.st
I0691	STATUS.ALO13.st
I0693	STATUS.ALO14.st
I0697	STATUS.ALO21.st
I0698	STATUS.ALO22.st
I0699	STATUS.ALO23.st
I0701	STATUS.ALO24.st

Configuration Parameters Addressing for UP550

The driver supports the following Configuration parameters addresses for UP550. The default data type for each address type is shown in **bold**.

Address Format	Data Types	Access
CONFIG.A/M.1	Boolean, Byte, Word , Short, Float	Read/Write
CONFIG.A/M.2	Boolean, Byte, Word , Short, Float	Read/Write
CONFIG.ADV	Boolean, Byte, Word , Short, Float	Read/Write
CONFIG.C.S1	Boolean, Byte, Word , Short, Float	Read/Write
CONFIG.C.S2	Boolean, Byte, Word , Short, Float	Read/Write
CONFIG.C.S3	Boolean, Byte, Word , Short, Float	Read/Write
CONFIG.C.S4	Boolean, Byte, Word , Short, Float	Read/Write
CONFIG.C.S5	Boolean, Byte, Word , Short, Float	Read/Write
CONFIG.DO1	Boolean, Byte, Word , Short, Float	Read/Write
CONFIG.DO2	Boolean, Byte, Word , Short, Float	Read/Write
CONFIG.DO3	Boolean, Byte, Word , Short, Float	Read/Write
CONFIG.DO4	Boolean, Byte, Word , Short, Float	Read/Write
CONFIG.DO5	Boolean, Byte, Word , Short, Float	Read/Write
CONFIG.DO6	Boolean, Byte, Word , Short, Float	Read/Write
CONFIG.DO7	Boolean, Byte, Word , Short, Float	Read/Write
CONFIG.DP1	Boolean, Byte, Word , Short, Float	Read/Write
CONFIG.DP2	Boolean, Byte, Word , Short, Float	Read/Write
CONFIG.HOLD	Boolean, Byte, Word , Short, Float	Read/Write
CONFIG.LOCAL	Boolean, Byte, Word , Short, Float	Read/Write
CONFIG.LSP/CAS	Boolean, Byte, Word , Short, Float	Read/Write
CONFIG.MG1	Boolean, Byte, Word , Short, Float	Read/Write

Address Format	Data Types	Access
CONFIG.MG2	Boolean, Byte, Word , Short, Float	Read/Write
CONFIG.MG4	Boolean, Byte, Word , Short, Float	Read/Write
CONFIG.PROG	Boolean, Byte, Word , Short, Float	Read/Write
CONFIG.PTNO.b0	Boolean, Byte, Word , Short, Float	Read/Write
CONFIG.PTNO.b1	Boolean, Byte, Word , Short, Float	Read/Write
CONFIG.PTNO.b2	Boolean, Byte, Word , Short, Float	Read/Write
CONFIG.PTNO.b3	Boolean, Byte, Word , Short, Float	Read/Write
CONFIG.PTNO.b4	Boolean, Byte, Word , Short, Float	Read/Write
CONFIG.PTNO.b5	Boolean, Byte, Word , Short, Float	Read/Write
CONFIG.PTNO.b6	Boolean, Byte, Word , Short, Float	Read/Write
CONFIG.PTNO.b7	Boolean, Byte, Word , Short, Float	Read/Write
CONFIG.PTNO.b8	Boolean, Byte, Word , Short, Float	Read/Write
CONFIG.R151	Boolean, Byte, Word , Short, Float	Read/Write
CONFIG.R152	Boolean, Byte, Word , Short, Float	Read/Write
CONFIG.R153	Boolean, Byte, Word , Short, Float	Read/Write
CONFIG.R154	Boolean, Byte, Word , Short, Float	Read/Write
CONFIG.R155	Boolean, Byte, Word , Short, Float	Read/Write
CONFIG.R156	Boolean, Byte, Word , Short, Float	Read/Write
CONFIG.R157	Boolean, Byte, Word , Short, Float	Read/Write
CONFIG.R158	Boolean, Byte, Word , Short, Float	Read/Write
CONFIG.R251	Boolean, Byte, Word , Short, Float	Read/Write
CONFIG.R252	Boolean, Byte, Word , Short, Float	Read/Write
CONFIG.R253	Boolean, Byte, Word , Short, Float	Read/Write
CONFIG.R254	Boolean, Byte, Word , Short, Float	Read/Write
CONFIG.R255	Boolean, Byte, Word , Short, Float	Read/Write
CONFIG.R256	Boolean, Byte, Word , Short, Float	Read/Write
CONFIG.R257	Boolean, Byte, Word , Short, Float	Read/Write
CONFIG.R258	Boolean, Byte, Word , Short, Float	Read/Write
CONFIG.RESET	Boolean, Byte, Word , Short, Float	Read/Write

Control Mode Parameters Addressing for UP550

The driver supports the following Control Mode parameters addresses for UP550. The default data type for each address type is shown in **bold**.

Address Format	Data Types	Access
CTRLMODE.A1H	Boolean, Byte, Word , Short, Float	Read/Write
CTRLMODE.A1L	Boolean, Byte, Word , Short, Float	Read/Write
CTRLMODE.A2H	Boolean, Byte, Word , Short, Float	Read/Write
CTRLMODE.A2L	Boolean, Byte, Word , Short, Float	Read/Write
CTRLMODE.A3H	Boolean, Byte, Word , Short, Float	Read/Write

Address Format	Data Types	Access
CTRLMODE.A3L	Boolean, Byte, Word , Short, Float	Read/Write
CTRLMODE.ADR1	Boolean, Byte , Word, Short, Float	Read/Write
CTRLMODE.ADR2	Boolean, Byte , Word, Short, Float	Read/Write
CTRLMODE.AO1	Boolean	Read/Write
CTRLMODE.AO2	Boolean	Read/Write
CTRLMODE.AO3	Boolean	Read/Write
CTRLMODE.BPS1	Boolean, Byte , Word, Short, Float	Read/Write
CTRLMODE.BPS2	Boolean, Byte , Word, Short, Float	Read/Write
CTRLMODE.BSL1	Boolean, Byte , Word, Short, Float	Read/Write
CTRLMODE.BSL2	Boolean, Byte , Word, Short, Float	Read/Write
CTRLMODE.BSL3	Boolean, Byte , Word, Short, Float	Read/Write
CTRLMODE.CT1	Boolean, Byte, Word , Short, Float	Read/Write
CTRLMODE.CT2	Boolean, Byte, Word , Short, Float	Read/Write
CTRLMODE.CTc1	Boolean, Byte, Word , Short, Float	Read/Write
CTRLMODE.CTc2	Boolean, Byte, Word , Short, Float	Read/Write
CTRLMODE.DLN1	Boolean, Byte , Word, Short, Float	Read/Write
CTRLMODE.DLN2	Boolean, Byte , Word, Short, Float	Read/Write
CTRLMODE.DP1	Boolean, Byte, Word , Short, Float	Read Only
CTRLMODE.DP2	Boolean, Byte, Word , Short, Float	Read Only
CTRLMODE.DP3	Boolean, Byte, Word , Short, Float	Read Only
CTRLMODE.IN1	Boolean, Byte , Word, Short, Float	Read/Write
CTRLMODE.IN2	Boolean, Byte , Word, Short, Float	Read/Write
CTRLMODE.IN3	Boolean, Byte , Word, Short, Float	Read/Write
CTRLMODE.INIT	Boolean	Read/Write
CTRLMODE.OT1	Boolean Byte , Word, Short, Float	Read/Write
CTRLMODE.OT2	Boolean Byte , Word, Short, Float	Read/Write
CTRLMODE.P.DP1	Boolean, Byte, Word , Short, Float	Read/Write
CTRLMODE.P.DP2	Boolean, Byte, Word , Short, Float	Read/Write
CTRLMODE.P.RH1	Boolean, Byte, Word, Short, Float	Read/Write
CTRLMODE.P.RH2	Boolean, Byte, Word, Short, Float	Read/Write
CTRLMODE.P.RL1	Boolean, Byte, Word, Short, Float	Read/Write
CTRLMODE.P.RL2	Boolean, Byte, Word, Short, Float	Read/Write
CTRLMODE.P.UNI1	Boolean, Byte , Word, Short, Float	Read/Write
CTRLMODE.P.UNI2	Boolean, Byte , Word, Short, Float	Read/Write
CTRLMODE.PRI1	Boolean, Byte, Word , Short, Float	Read/Write
CTRLMODE.PRI2	Boolean, Byte, Word , Short, Float	Read/Write
CTRLMODE.PSL1	Boolean, Byte, Word , Short, Float	Read/Write
CTRLMODE.PSL2	Boolean, Byte, Word , Short, Float	Read/Write
CTRLMODE.RH1	Boolean, Byte, Word , Short, Float	Read/Write
CTRLMODE.RH2	Boolean, Byte, Word , Short, Float	Read/Write

Address Format	Data Types	Access
CTRLMODE.RH3	Boolean, Byte, Word , Short, Float	Read/Write
CTRLMODE.RJC1	Boolean	Read/Write
CTRLMODE.RJC2	Boolean	Read/Write
CTRLMODE.RL1	Boolean, Byte, Word , Short, Float	Read/Write
CTRLMODE.RL2	Boolean, Byte, Word , Short, Float	Read/Write
CTRLMODE.RL3	Boolean, Byte, Word , Short, Float	Read/Write
CTRLMODE.RP.T1	Boolean, Byte , Word, Short, Float	Read/Write
CTRLMODE.RP.T2	Boolean, Byte , Word, Short, Float	Read/Write
CTRLMODE.SDP1	Boolean, Byte , Word, Short, Float	Read/Write
CTRLMODE.SDP2	Boolean, Byte , Word, Short, Float	Read/Write
CTRLMODE.SDP3	Boolean, Byte , Word, Short, Float	Read/Write
CTRLMODE.SH1	Boolean, Byte, Word, Short, Float	Read/Write
CTRLMODE.SH2	Boolean, Byte, Word, Short, Float	Read/Write
CTRLMODE.SH3	Boolean, Byte, Word, Short, Float	Read/Write
CTRLMODE.SL1	Boolean, Byte, Word, Short, Float	Read/Write
CTRLMODE.SL2	Boolean, Byte, Word, Short, Float	Read/Write
CTRLMODE.SL3	Boolean, Byte, Word, Short, Float	Read/Write
CTRLMODE.SMP	Boolean, Byte, Word , Short, Float	Read/Write
CTRLMODE.STP1	Boolean, Byte , Word, Short, Float	Read/Write
CTRLMODE.STP2	Boolean, Byte , Word, Short, Float	Read/Write
CTRLMODE.TR.T	Boolean, Byte, Word , Short, Float	Read/Write
CTRLMODE.UNI1	Boolean, Byte , Word, Short, Float	Read/Write
CTRLMODE.UNI2	Boolean, Byte , Word, Short, Float	Read/Write
CTRLMODE.UNI3	Boolean, Byte , Word, Short, Float	Read/Write
CTRLMODE.UTM	Boolean, Byte , Word, Short, Float	Read/Write
CTRLMODE.V.AT	Boolean, Byte, Word , Short, Float	Read/Write
CTRLMODE.V.H	Boolean, Byte, Word , Short, Float	Read/Write
CTRLMODE.V.L	Boolean, Byte, Word , Short, Float	Read/Write
CTRLMODE.V.MOD	Boolean, Byte, Word , Short, Float	Read/Write
CTRLMODE.V.RS	Boolean, Byte, Word , Short, Float	Read/Write

Loop Parameters Addressing for UP550

The driver supports the following Loop Parameters Addresses for UP550. The default data type for each address type is shown in **bold**.

Address Format	Data Types	Access
LOOPPARAM.A.BS1	Boolean, Byte, Word, Short, Float	Read/Write
LOOPPARAM.A.BS2	Boolean, Byte, Word, Short, Float	Read/Write
LOOPPARAM.A.BS3	Boolean, Byte, Word, Short, Float	Read/Write

Address Format	Data Types	Access
LOOPPARAM.A.FL1	Boolean, Byte , Word, Short, Float	Read/Write
LOOPPARAM.A.FL2	Boolean, Byte , Word, Short, Float	Read/Write
LOOPPARAM.A.FL3	Boolean, Byte , Word, Short, Float	Read/Write
LOOPPARAM.A.LC1	Boolean, Byte, Word, Short, Float	Read/Write
LOOPPARAM.A.LC2	Boolean, Byte, Word, Short, Float	Read/Write
LOOPPARAM.A.LC3	Boolean, Byte, Word, Short, Float	Read/Write
LOOPPARAM.A.SR1	Boolean	Read/Write
LOOPPARAM.A.SR2	Boolean	Read/Write
LOOPPARAM.A.SR3	Boolean	Read/Write
LOOPPARAM.LP1	Boolean	Read/Write
LOOPPARAM.LP2	Boolean	Read/Write
LOOPPARAM.MODE	Boolean	Read/Write
LOOPPARAM.PID	Boolean	Read/Write
LOOPPARAM.PYS1	Boolean	Read/Write
LOOPPARAM.PYS2	Boolean	Read/Write
LOOPPARAM.RET1	Boolean, Byte , Word, Short, Float	Read/Write
LOOPPARAM.RET2	Boolean, Byte , Word, Short, Float	Read/Write
LOOPPARAM.RTH1	Boolean, Byte, Word, Short, Float	Read/Write
LOOPPARAM.RTH2	Boolean, Byte, Word, Short, Float	Read/Write
LOOPPARAM.RTL1	Boolean, Byte, Word, Short, Float	Read/Write
LOOPPARAM.RTL2	Boolean, Byte, Word, Short, Float	Read/Write
LOOPPARAM.TSC1	Boolean, Byte, Word, Short, Float	Read/Write
LOOPPARAM.TSC2	Boolean, Byte, Word, Short, Float	Read/Write
LOOPPARAM.TTM	Boolean, Byte, Word , Short, Float	Read/Write
LOOPPARAM.USR	Boolean	Read/Write
LOOPPARAM.PRG	Boolean, Byte, Word , Short, Float	Read/Write
LOOPPARAM.PT.NO	Boolean, Byte, Word , Short, Float	Read/Write
LOOPPARAM.RUN	Boolean, Byte, Word , Short, Float	Read/Write

Error Status Addressing for UP550

The driver supports the following Error Status addresses for UP550. The default data type for each address type is shown in **bold**.

● **Note:** The driver supports bit access to the following Error Status addresses. For more information, refer to [Bit Addressing](#).

Address Format	Data Types	Access
ERR.AD1BO.st	Boolean, Byte, Word , Short, Float	Read Only
ERR.AD1ERR.st	Boolean, Byte, Word , Short, Float	Read Only
ERR.AD3BO.st	Boolean, Byte, Word , Short, Float	Read Only
ERR.AD3ERR.st	Boolean, Byte, Word , Short, Float	Read Only

Address Format	Data Types	Access
ERR.AT1ERR.st	Boolean, Byte, Word , Short, Float	Read Only
ERR.AT2ERR.st	Boolean, Byte, Word , Short, Float	Read Only
ERR.C.RSP1ADC.st	Boolean, Byte, Word , Short, Float	Read Only
ERR.C.RSP1BO.st	Boolean, Byte, Word , Short, Float	Read Only
ERR.C.RSP2ADC.st	Boolean, Byte, Word , Short, Float	Read Only
ERR.C.RSP2BO.st	Boolean, Byte, Word , Short, Float	Read Only
ERR.CALB.E.st	Boolean, Byte, Word , Short, Float	Read Only
ERR.EEP.E.st	Boolean, Byte, Word , Short, Float	Read Only
ERR.MODE.E.st	Boolean, Byte, Word , Short, Float	Read Only
ERR.PARA.E.st	Boolean, Byte, Word , Short, Float	Read Only
ERR.PV1+over.st	Boolean, Byte, Word , Short, Float	Read Only
ERR.PV1ADC.st	Boolean, Byte, Word , Short, Float	Read Only
ERR.PV1BO.st	Boolean, Byte, Word , Short, Float	Read Only
ERR.PV1-over.st	Boolean, Byte, Word , Short, Float	Read Only
ERR.PV2+over.st	Boolean, Byte, Word , Short, Float	Read Only
ERR.PV2ADC.st	Boolean, Byte, Word , Short, Float	Read Only
ERR.PV2BO.st	Boolean, Byte, Word , Short, Float	Read Only
ERR.PV2-over.st	Boolean, Byte, Word , Short, Float	Read Only
ERR.RANGE.st	Boolean, Byte, Word , Short, Float	Read Only
ERR.RJC1ERR.st	Boolean, Byte, Word , Short, Float	Read Only
ERR.RJC2ERR.st	Boolean, Byte, Word , Short, Float	Read Only
ERR.RSP1ADC.st	Boolean, Byte, Word , Short, Float	Read Only
ERR.RSP1BO.st	Boolean, Byte, Word , Short, Float	Read Only
ERR.RSP2ADC.st	Boolean, Byte, Word , Short, Float	Read Only
ERR.RSP2BO.st	Boolean, Byte, Word , Short, Float	Read Only
ERR.SETUP.st	Boolean, Byte, Word , Short, Float	Read Only
ERR.SYSTEM.E.st	Boolean, Byte, Word , Short, Float	Read Only
ERR.USER.E.st	Boolean, Byte, Word , Short, Float	Read Only
ERR.UTMD.st	Boolean, Byte, Word , Short, Float	Read Only
ERR.VLV.ATERR.st	Boolean, Byte, Word , Short, Float	Read Only
ERR.VLV.BOUT.st	Boolean, Byte, Word , Short, Float	Read Only

Bit Addressing

The addressing format for bit accessing is ERR.<address name>.st:0-15. For example, ERR.AD1ERR.st:0, ERR.AD1ERR.st:1 etc.

L1 and L2 Mode Parameters Addressing for UP550

The driver supports the following L1 and L2 Mode parameters addresses for UP550. The default data type for each address type is shown in **bold**.

● **Note:** The driver supports bit access to the following. For more information, refer to Bit Addressing.

Address Format	Data Types	Access
L1MODE.AM1.st	Boolean, Byte, Word , Short, Float	Read Only
L1MODE.AT1.st	Boolean, Byte, Word , Short, Float	Read Only
L1MODE.AUT.st	Boolean, Byte, Word , Short, Float	Read Only
L1MODE.CAS.st	Boolean, Byte, Word , Short, Float	Read Only
L1MODE.MAN.st	Boolean, Byte, Word , Short, Float	Read Only
L1MODE.RL.st	Boolean, Byte, Word , Short, Float	Read Only
L1MODE.RS.st	Boolean, Byte, Word , Short, Float	Read Only
L2MODE.A/M2.st	Boolean, Byte, Word , Short, Float	Read Only
L2MODE.AT2.st	Boolean, Byte, Word , Short, Float	Read Only
L2MODE.R/L2.st	Boolean, Byte, Word , Short, Float	Read Only

Bit Addressing

The addressing format for bit accessing is L1MODE.<address name>:0-15. For example, L1MODE.AM1.st:0, L1MODE.AM1.st:1 etc.

Linearizer Registers Addressing for UP550

The driver supports the following Linearizer registers addresses for UP550. The default data type for each address type is shown in **bold**.

Address Format	Data Types	Access
LINEARIZER.U1	Boolean, Byte, Word, Short, Float	Read/Write
LINEARIZER.U2	Boolean, Byte, Word, Short, Float	Read/Write
LINEARIZER.U3	Boolean, Byte, Word, Short, Float	Read/Write
LINEARIZER.U4	Boolean, Byte, Word, Short, Float	Read/Write
LINEARIZER.U5	Boolean, Byte, Word, Short, Float	Read/Write
LINEARIZER.U6	Boolean, Byte, Word, Short, Float	Read/Write
LINEARIZER.U7	Boolean, Byte, Word, Short, Float	Read/Write
LINEARIZER.U8	Boolean, Byte, Word, Short, Float	Read/Write
LINEARIZER.1.A1	Boolean, Byte, Word, Short, Float	Read/Write
LINEARIZER.1.A10	Boolean, Byte, Word, Short, Float	Read/Write
LINEARIZER.1.A11	Boolean, Byte, Word, Short, Float	Read/Write
LINEARIZER.1.A2	Boolean, Byte, Word, Short, Float	Read/Write
LINEARIZER.1.A3	Boolean, Byte, Word, Short, Float	Read/Write
LINEARIZER.1.A4	Boolean, Byte, Word, Short, Float	Read/Write
LINEARIZER.1.A5	Boolean, Byte, Word, Short, Float	Read/Write
LINEARIZER.1.A6	Boolean, Byte, Word, Short, Float	Read/Write
LINEARIZER.1.A7	Boolean, Byte, Word, Short, Float	Read/Write
LINEARIZER.1.A8	Boolean, Byte, Word, Short, Float	Read/Write

Address Format	Data Types	Access
LINEARIZER.1.A9	Boolean, Byte, Word, Short, Float	Read/Write
LINEARIZER.1.B1	Boolean, Byte, Word, Short, Float	Read/Write
LINEARIZER.1.B10	Boolean, Byte, Word, Short, Float	Read/Write
LINEARIZER.1.B11	Boolean, Byte, Word, Short, Float	Read/Write
LINEARIZER.1.B2	Boolean, Byte, Word, Short, Float	Read/Write
LINEARIZER.1.B3	Boolean, Byte, Word, Short, Float	Read/Write
LINEARIZER.1.B4	Boolean, Byte, Word, Short, Float	Read/Write
LINEARIZER.1.B5	Boolean, Byte, Word, Short, Float	Read/Write
LINEARIZER.1.B6	Boolean, Byte, Word, Short, Float	Read/Write
LINEARIZER.1.B7	Boolean, Byte, Word, Short, Float	Read/Write
LINEARIZER.1.B8	Boolean, Byte, Word, Short, Float	Read/Write
LINEARIZER.1.B9	Boolean, Byte, Word, Short, Float	Read/Write
LINEARIZER.1.PMD	Boolean	Read/Write
LINEARIZER.2.A1	Boolean, Byte, Word, Short, Float	Read/Write
LINEARIZER.2.A10	Boolean, Byte, Word, Short, Float	Read/Write
LINEARIZER.2.A11	Boolean, Byte, Word, Short, Float	Read/Write
LINEARIZER.2.A2	Boolean, Byte, Word, Short, Float	Read/Write
LINEARIZER.2.A3	Boolean, Byte, Word, Short, Float	Read/Write
LINEARIZER.2.A4	Boolean, Byte, Word, Short, Float	Read/Write
LINEARIZER.2.A5	Boolean, Byte, Word, Short, Float	Read/Write
LINEARIZER.2.A6	Boolean, Byte, Word, Short, Float	Read/Write
LINEARIZER.2.A7	Boolean, Byte, Word, Short, Float	Read/Write
LINEARIZER.2.A8	Boolean, Byte, Word, Short, Float	Read/Write
LINEARIZER.2.A9	Boolean, Byte, Word, Short, Float	Read/Write
LINEARIZER.2.B1	Boolean, Byte, Word, Short, Float	Read/Write
LINEARIZER.2.B10	Boolean, Byte, Word, Short, Float	Read/Write
LINEARIZER.2.B11	Boolean, Byte, Word, Short, Float	Read/Write
LINEARIZER.2.B2	Boolean, Byte, Word, Short, Float	Read/Write
LINEARIZER.2.B3	Boolean, Byte, Word, Short, Float	Read/Write
LINEARIZER.2.B4	Boolean, Byte, Word, Short, Float	Read/Write
LINEARIZER.2.B5	Boolean, Byte, Word, Short, Float	Read/Write
LINEARIZER.2.B6	Boolean, Byte, Word, Short, Float	Read/Write
LINEARIZER.2.B7	Boolean, Byte, Word, Short, Float	Read/Write
LINEARIZER.2.B8	Boolean, Byte, Word, Short, Float	Read/Write
LINEARIZER.2.B9	Boolean, Byte, Word, Short, Float	Read/Write
LINEARIZER.2.PMD	Boolean	Read/Write

Control Parameters Addressing for UP550

The driver supports the following Control Parameters Addresses for UP550. The default data type for each address type is shown in **bold**.

Address Format	Data Types	Access
CTRLPARAM.EHY1	Boolean, Byte, Word , Short, Float	Read/Write
CTRLPARAM.EHY2	Boolean, Byte, Word , Short, Float	Read/Write
CTRLPARAM.EHY3	Boolean, Byte, Word , Short, Float	Read/Write
CTRLPARAM.EHY4	Boolean, Byte, Word , Short, Float	Read/Write
CTRLPARAM.EHY5	Boolean, Byte, Word , Short, Float	Read/Write
CTRLPARAM.EHY6	Boolean, Byte, Word , Short, Float	Read/Write
CTRLPARAM.EHY7	Boolean, Byte, Word , Short, Float	Read/Write
CTRLPARAM.EHY8	Boolean, Byte, Word , Short, Float	Read/Write
CTRLPARAM.GRP	Boolean, Byte, Word, Short, Float	Read/Write
CTRLPARAM.PNC	Boolean, Byte, Word , Short, Float	Read/Write
CTRLPARAM.PT2.G	Boolean, Byte, Word , Short, Float	Read/Write
CTRLPARAM.R.MD	Boolean, Byte , Word, Short, Float	Read/Write
CTRLPARAM.R.TM	Boolean, Byte , Word, Short, Float	Read/Write
CTRLPARAM.SEG.T	Boolean, Byte, Word , Short, Float	Read/Write
CTRLPARAM.ZON	Boolean	Read/Write
CTRLPARAM.AL1.1	Boolean, Byte , Word, Short, Float	Read/Write
CTRLPARAM.AL2.1	Boolean, Byte , Word, Short, Float	Read/Write
CTRLPARAM.AL3.1	Boolean, Byte , Word, Short, Float	Read/Write
CTRLPARAM.AL4.1	Boolean, Byte , Word, Short, Float	Read/Write
CTRLPARAM.AMD.1	Boolean, Byte , Word, Short, Float	Read/Write
CTRLPARAM.AR.1	Boolean, Byte, Word, Short, Float	Read/Write
CTRLPARAM.HY1.1	Boolean, Byte, Word, Short, Float	Read/Write
CTRLPARAM.HY2.1	Boolean, Byte, Word, Short, Float	Read/Write
CTRLPARAM.HY3.1	Boolean, Byte, Word, Short, Float	Read/Write
CTRLPARAM.HY4.1	Boolean, Byte, Word, Short, Float	Read/Write
CTRLPARAM.MOD.1	Boolean	Read/Write
CTRLPARAM.OPR.1	Boolean, Byte, Word, Short, Float	Read/Write
CTRLPARAM.SPH.1	Boolean, Byte, Word, Short, Float	Read/Write
CTRLPARAM.SPL.1	Boolean, Byte, Word, Short, Float	Read/Write
CTRLPARAM.SPT.1	Boolean	Read/Write
CTRLPARAM.TMU.1	Boolean	Read/Write
CTRLPARAM.AR.2	Boolean, Byte, Word, Short, Float	Read/Write
CTRLPARAM.MOD.2	Boolean	Read/Write
CTRLPARAM.OPR.2	Boolean, Byte, Word, Short, Float	Read/Write
CTRLPARAM.SPH.2	Boolean, Byte, Word, Short, Float	Read/Write
CTRLPARAM.SPL.2	Boolean, Byte, Word, Short, Float	Read/Write

OP Mode Parameter Addressing for UP550

The driver supports the following OP Mode Parameter addresses for UP550. The default data type for each address type is shown in **bold**.

Address Format	Data Types	Access
OPMODE.A/M.1	Boolean, Byte, Word , Short, Float	Read/Write
OPMODE.A/M.2	Boolean, Byte, Word , Short, Float	Read/Write
OPMODE.A1	Boolean, Byte, Word, Short, Float	Read/Write
OPMODE.A2	Boolean, Byte, Word, Short, Float	Read/Write
OPMODE.A3	Boolean, Byte, Word, Short, Float	Read/Write
OPMODE.A4	Boolean, Byte, Word, Short, Float	Read/Write
OPMODE.ADV	Boolean, Byte, Word , Short, Float	Read/Write
OPMODE.HOLD	Boolean, Byte, Word , Short, Float	Read/Write
OPMODE.HOLDDSP.1	Boolean, Byte, Word, Short, Float	Read/Write
OPMODE.HOLDDSP.2	Boolean, Byte, Word, Short, Float	Read/Write
OPMODE.HOLDTM	Boolean, Byte, Word , Short, Float	Read/Write
OPMODE.LSP/CAS	Boolean, Byte, Word , Short, Float	Read/Write
OPMODE.PTNO	Boolean, Byte, Word , Short, Float	Read/Write
OPMODE.R/P/L	Boolean, Byte, Word , Short, Float	Read/Write
OPMODE.SST	Boolean, Byte, Word , Short, Float	Read/Write

OP Related Parameter Addressing for UP550

The driver supports the following OP related parameter addresses for UP550. The default data type for each address type is shown in **bold**.

Address Format	Data Types	Access
OPREL.AT.1	Boolean, Byte , Word, Short, Float	Read/Write
OPREL.BS.1	Boolean, Byte, Word, Short, Float	Read/Write
OPREL.FL.1	Boolean, Byte, Word , Short, Float	Read/Write
OPREL.ORB.1	Boolean, Byte, Word, Short, Float	Read/Write
OPREL.ORH.1	Boolean, Byte, Word, Short, Float	Read/Write
OPREL.ORL.1	Boolean, Byte, Word, Short, Float	Read/Write
OPREL.SC.1	Boolean	Read/Write
OPREL.AT.2	Boolean, Byte , Word, Short, Float	Read/Write
OPREL.BS.2	Boolean, Byte, Word, Short, Float	Read/Write
OPREL.FL.2	Boolean, Byte, Word , Short, Float	Read/Write
OPREL.ORB.2	Boolean, Byte, Word, Short, Float	Read/Write
OPREL.ORH.2	Boolean, Byte, Word, Short, Float	Read/Write
OPREL.ORL.2	Boolean, Byte, Word, Short, Float	Read/Write
OPREL.SC.2	Boolean	Read/Write

PID Parameters Addressing for UP520

The driver supports the following PID parameters addresses for UP550. The default data type for each address type is shown in **bold**.

Address Format	Data Types	Access
PID.1.D.1	Boolean, Byte, Word , Short, Float	Read/Write
PID.1.DB.1	Boolean, Byte, Word , Short, Float	Read/Write
PID.1.Dc.1	Boolean, Byte, Word , Short, Float	Read/Write
PID.1.DR.1	Boolean	Read/Write
PID.1.H.1	Boolean, Byte, Word , Short, Float	Read/Write
PID.1.Hc.1	Boolean, Byte, Word , Short, Float	Read/Write
PID.1.I.1	Boolean, Byte, Word , Short, Float	Read/Write
PID.1.Ic.1	Boolean, Byte, Word , Short, Float	Read/Write
PID.1.MR.1	Boolean, Byte, Word, Short, Float	Read/Write
PID.1.Oc.1	Boolean, Byte, Word , Short, Float	Read/Write
PID.1.OH.1	Boolean, Byte, Word, Short, Float	Read/Write
PID.1.OL.1	Boolean, Byte, Word, Short, Float	Read/Write
PID.1.P.1	Boolean, Byte, Word, Short, Float	Read/Write
PID.1.Pc.1	Boolean, Byte, Word , Short, Float	Read/Write
PID.1.PO.1	Boolean, Byte, Word, Short, Float	Read/Write
PID.1.RP.1	Boolean, Byte, Word , Short, Float	Read/Write
PID.1.D.2	Boolean, Byte, Word , Short, Float	Read/Write
PID.1.DB.2	Boolean, Byte, Word , Short, Float	Read/Write
PID.1.Dc.2	Boolean, Byte, Word , Short, Float	Read/Write
PID.1.DR.2	Boolean	Read/Write
PID.1.H.2	Boolean, Byte, Word , Short, Float	Read/Write
PID.1.Hc.2	Boolean, Byte, Word , Short, Float	Read/Write
PID.1.I.2	Boolean, Byte, Word , Short, Float	Read/Write
PID.1.Ic.2	Boolean, Byte, Word , Short, Float	Read/Write
PID.1.MR.2	Boolean, Byte, Word, Short, Float	Read/Write
PID.1.Oc.2	Boolean, Byte, Word , Short, Float	Read/Write
PID.1.OH.2	Boolean, Byte, Word, Short, Float	Read/Write
PID.1.OL.2	Boolean, Byte, Word, Short, Float	Read/Write
PID.1.P.2	Boolean, Byte, Word, Short, Float	Read/Write
PID.1.Pc.2	Boolean, Byte, Word , Short, Float	Read/Write
PID.1.PO.2	Boolean, Byte, Word, Short, Float	Read/Write
PID.1.RP.2	Boolean, Byte, Word , Short, Float	Read/Write
PID.2.D.1	Boolean, Byte, Word , Short, Float	Read/Write
PID.2.DB.1	Boolean, Byte, Word , Short, Float	Read/Write
PID.2.Dc.1	Boolean, Byte, Word , Short, Float	Read/Write

Address Format	Data Types	Access
PID.2.DR.1	Boolean	Read/Write
PID.2.H.1	Boolean, Byte, Word , Short, Float	Read/Write
PID.2.Hc.1	Boolean, Byte, Word , Short, Float	Read/Write
PID.2.I.1	Boolean, Byte, Word , Short, Float	Read/Write
PID.2.Ic.1	Boolean, Byte, Word , Short, Float	Read/Write
PID.2.MR.1	Boolean, Byte, Word, Short, Float	Read/Write
PID.2.Oc.1	Boolean, Byte, Word , Short, Float	Read/Write
PID.2.OH.1	Boolean, Byte, Word, Short, Float	Read/Write
PID.2.OL.1	Boolean, Byte, Word, Short, Float	Read/Write
PID.2.P.1	Boolean, Byte, Word, Short, Float	Read/Write
PID.2.Pc.1	Boolean, Byte, Word , Short, Float	Read/Write
PID.2.PO.1	Boolean, Byte, Word, Short, Float	Read/Write
PID.2.RP.1	Boolean, Byte, Word , Short, Float	Read/Write
PID.2.D.2	Boolean, Byte, Word , Short, Float	Read/Write
PID.2.DB.2	Boolean, Byte, Word , Short, Float	Read/Write
PID.2.Dc.2	Boolean, Byte, Word , Short, Float	Read/Write
PID.2.DR.2	Boolean	Read/Write
PID.2.H.2	Boolean, Byte, Word , Short, Float	Read/Write
PID.2.Hc.2	Boolean, Byte, Word , Short, Float	Read/Write
PID.2.I.2	Boolean, Byte, Word , Short, Float	Read/Write
PID.2.Ic.2	Boolean, Byte, Word , Short, Float	Read/Write
PID.2.MR.2	Boolean, Byte, Word, Short, Float	Read/Write
PID.2.Oc.2	Boolean, Byte, Word , Short, Float	Read/Write
PID.2.OH.2	Boolean, Byte, Word, Short, Float	Read/Write
PID.2.OL.2	Boolean, Byte, Word, Short, Float	Read/Write
PID.2.P.2	Boolean, Byte, Word, Short, Float	Read/Write
PID.2.Pc.2	Boolean, Byte, Word , Short, Float	Read/Write
PID.2.PO.2	Boolean, Byte, Word, Short, Float	Read/Write
PID.2.RP.2	Boolean, Byte, Word , Short, Float	Read/Write
PID.3.D.1	Boolean, Byte, Word , Short, Float	Read/Write
PID.3.DB.1	Boolean, Byte, Word , Short, Float	Read/Write
PID.3.Dc.1	Boolean, Byte, Word , Short, Float	Read/Write
PID.3.DR.1	Boolean	Read/Write
PID.3.H.1	Boolean, Byte, Word , Short, Float	Read/Write
PID.3.Hc.1	Boolean, Byte, Word , Short, Float	Read/Write
PID.3.I.1	Boolean, Byte, Word , Short, Float	Read/Write
PID.3.Ic.1	Boolean, Byte, Word , Short, Float	Read/Write
PID.3.MR.1	Boolean, Byte, Word, Short, Float	Read/Write
PID.3.Oc.1	Boolean, Byte, Word , Short, Float	Read/Write
PID.3.OH.1	Boolean, Byte, Word, Short, Float	Read/Write

Address Format	Data Types	Access
PID.3.OL.1	Boolean, Byte, Word, Short, Float	Read/Write
PID.3.P.1	Boolean, Byte, Word , Short, Float	Read/Write
PID.3.Pc.1	Boolean, Byte, Word , Short, Float	Read/Write
PID.3.PO.1	Boolean, Byte, Word, Short, Float	Read/Write
PID.3.RP.1	Boolean, Byte, Word , Short, Float	Read/Write
PID.3.D.2	Boolean, Byte, Word , Short, Float	Read/Write
PID.3.DB.2	Boolean, Byte, Word , Short, Float	Read/Write
PID.3.Dc.2	Boolean, Byte, Word , Short, Float	Read/Write
PID.3.DR.2	Boolean	Read/Write
PID.3.H.2	Boolean, Byte, Word , Short, Float	Read/Write
PID.3.Hc.2	Boolean, Byte, Word , Short, Float	Read/Write
PID.3.I.2	Boolean, Byte, Word , Short, Float	Read/Write
PID.3.Ic.2	Boolean, Byte, Word , Short, Float	Read/Write
PID.3.MR.2	Boolean, Byte, Word, Short, Float	Read/Write
PID.3.Oc.2	Boolean, Byte, Word , Short, Float	Read/Write
PID.3.OH.2	Boolean, Byte, Word, Short, Float	Read/Write
PID.3.OL.2	Boolean, Byte, Word, Short, Float	Read/Write
PID.3.P.2	Boolean, Byte, Word, Short, Float	Read/Write
PID.3.Pc.2	Boolean, Byte, Word , Short, Float	Read/Write
PID.3.PO.2	Boolean, Byte, Word, Short, Float	Read/Write
PID.3.RP.2	Boolean, Byte, Word , Short, Float	Read/Write
PID.4.D.1	Boolean, Byte, Word , Short, Float	Read/Write
PID.4.DB.1	Boolean, Byte, Word , Short, Float	Read/Write
PID.4.Dc.1	Boolean, Byte, Word , Short, Float	Read/Write
PID.4.DR.1	Boolean	Read/Write
PID.4.H.1	Boolean, Byte, Word, Short, Float	Read/Write
PID.4.Hc.1	Boolean, Byte, Word , Short, Float	Read/Write
PID.4.I.1	Boolean, Byte, Word , Short, Float	Read/Write
PID.4.Ic.1	Boolean, Byte, Word , Short, Float	Read/Write
PID.4.MR.1	Boolean, Byte, Word, Short, Float	Read/Write
PID.4.Oc.1	Boolean, Byte, Word, Short, Float	Read/Write
PID.4.OH.1	Boolean, Byte, Word, Short, Float	Read/Write
PID.4.OL.1	Boolean, Byte, Word, Short, Float	Read/Write
PID.4.P.1	Boolean, Byte, Word, Short, Float	Read/Write
PID.4.Pc.1	Boolean, Byte, Word, Short, Float	Read/Write
PID.4.PO.1	Boolean, Byte, Word, Short, Float	Read/Write
PID.4.RP.1	Boolean, Byte, Word, Short, Float	Read/Write
PID.4.D.2	Boolean, Byte, Word , Short, Float	Read/Write
PID.4.DB.2	Boolean, Byte, Word, Short, Float	Read/Write
PID.4.Dc.2	Boolean, Byte, Word , Short, Float	Read/Write

Address Format	Data Types	Access
PID.4.DR.2	Boolean, Byte, Word, Short, Float	Read/Write
PID.4.H.2	Boolean, Byte, Word, Short, Float	Read/Write
PID.4.Hc.2	Boolean, Byte, Word , Short, Float	Read/Write
PID.4.I.2	Boolean, Byte, Word , Short, Float	Read/Write
PID.4.Ic.2	Boolean, Byte, Word , Short, Float	Read/Write
PID.4.MR.2	Boolean, Byte, Word, Short, Float	Read/Write
PID.4.Oc.2	Boolean, Byte, Word , Short, Float	Read/Write
PID.4.OH.2	Boolean, Byte, Word, Short, Float	Read/Write
PID.4.OL.2	Boolean, Byte, Word, Short, Float	Read/Write
PID.4.P.2	Boolean, Byte, Word, Short, Float	Read/Write
PID.4.Pc.2	Boolean, Byte, Word , Short, Float	Read/Write
PID.4.PO.2	Boolean, Byte, Word, Short, Float	Read/Write
PID.4.RP.2	Boolean, Byte, Word , Short, Float	Read/Write
PID.5.D.1	Boolean, Byte, Word , Short, Float	Read/Write
PID.5.DB.1	Boolean, Byte, Word , Short, Float	Read/Write
PID.5.Dc.1	Boolean, Byte, Word , Short, Float	Read/Write
PID.5.DR.1	Boolean	Read/Write
PID.5.H.1	Boolean, Byte, Word , Short, Float	Read/Write
PID.5.Hc.1	Boolean, Byte, Word , Short, Float	Read/Write
PID.5.I.1	Boolean, Byte, Word , Short, Float	Read/Write
PID.5.Ic.1	Boolean, Byte, Word , Short, Float	Read/Write
PID.5.MR.1	Boolean, Byte, Word, Short, Float	Read/Write
PID.5.Oc.1	Boolean, Byte, Word , Short, Float	Read/Write
PID.5.OH.1	Boolean, Byte, Word, Short, Float	Read/Write
PID.5.OL.1	Boolean, Byte, Word, Short, Float	Read/Write
PID.5.P.1	Boolean, Byte, Word, Short, Float	Read/Write
PID.5.Pc.1	Boolean, Byte, Word , Short, Float	Read/Write
PID.5.PO.1	Boolean, Byte, Word, Short, Float	Read/Write
PID.5.RP.1	Boolean, Byte, Word , Short, Float	Read/Write
PID.5.D.2	Boolean, Byte, Word , Short, Float	Read/Write
PID.5.DB.2	Boolean, Byte, Word , Short, Float	Read/Write
PID.5.Dc.2	Boolean, Byte, Word , Short, Float	Read/Write
PID.5.DR.2	Boolean	Read/Write
PID.5.H.2	Boolean, Byte, Word , Short, Float	Read/Write
PID.5.Hc.2	Boolean, Byte, Word , Short, Float	Read/Write
PID.5.I.2	Boolean, Byte, Word , Short, Float	Read/Write
PID.5.Ic.2	Boolean, Byte, Word , Short, Float	Read/Write
PID.5.MR.2	Boolean, Byte, Word, Short, Float	Read/Write
PID.5.Oc.2	Boolean, Byte, Word , Short, Float	Read/Write
PID.5.OH.2	Boolean, Byte, Word, Short, Float	Read/Write

Address Format	Data Types	Access
PID.5.OL.2	Boolean, Byte, Word, Short, Float	Read/Write
PID.5.P.2	Boolean, Byte, Word, Short, Float	Read/Write
PID.5.Pc.2	Boolean, Byte, Word , Short, Float	Read/Write
PID.5.PO.2	Boolean, Byte, Word, Short, Float	Read/Write
PID.5.RP.2	Boolean, Byte, Word , Short, Float	Read/Write
PID.6.D.1	Boolean, Byte, Word , Short, Float	Read/Write
PID.6.DB.1	Boolean, Byte, Word , Short, Float	Read/Write
PID.6.Dc.1	Boolean, Byte, Word , Short, Float	Read/Write
PID.6.DR.1	Boolean	Read/Write
PID.6.H.1	Boolean, Byte, Word , Short, Float	Read/Write
PID.6.Hc.1	Boolean, Byte, Word , Short, Float	Read/Write
PID.6.I.1	Boolean, Byte, Word , Short, Float	Read/Write
PID.6.Ic.1	Boolean, Byte, Word , Short, Float	Read/Write
PID.6.MR.1	Boolean, Byte, Word, Short, Float	Read/Write
PID.6.Oc.1	Boolean, Byte, Word , Short, Float	Read/Write
PID.6.OH.1	Boolean, Byte, Word, Short, Float	Read/Write
PID.6.OL.1	Boolean, Byte, Word, Short, Float	Read/Write
PID.6.P.1	Boolean, Byte, Word, Short, Float	Read/Write
PID.6.Pc.1	Boolean, Byte, Word , Short, Float	Read/Write
PID.6.PO.1	Boolean, Byte, Word, Short, Float	Read/Write
PID.6.RP.1	Boolean, Byte, Word , Short, Float	Read/Write
PID.6.D.2	Boolean, Byte, Word , Short, Float	Read/Write
PID.6.DB.2	Boolean, Byte, Word , Short, Float	Read/Write
PID.6.Dc.2	Boolean, Byte, Word , Short, Float	Read/Write
PID.6.DR.2	Boolean	Read/Write
PID.6.H.2	Boolean, Byte, Word , Short, Float	Read/Write
PID.6.Hc.2	Boolean, Byte, Word , Short, Float	Read/Write
PID.6.I.2	Boolean, Byte, Word , Short, Float	Read/Write
PID.6.Ic.2	Boolean, Byte, Word , Short, Float	Read/Write
PID.6.MR.2	Boolean, Byte, Word, Short, Float	Read/Write
PID.6.Oc.2	Boolean, Byte, Word , Short, Float	Read/Write
PID.6.OH.2	Boolean, Byte, Word, Short, Float	Read/Write
PID.6.OL.2	Boolean, Byte, Word, Short, Float	Read/Write
PID.6.P.2	Boolean, Byte, Word, Short, Float	Read/Write
PID.6.Pc.2	Boolean, Byte, Word , Short, Float	Read/Write
PID.6.PO.2	Boolean, Byte, Word, Short, Float	Read/Write
PID.6.RP.2	Boolean, Byte, Word , Short, Float	Read/Write
PID.7.D.1	Boolean, Byte, Word , Short, Float	Read/Write
PID.7.DB.1	Boolean, Byte, Word, Short, Float	Read/Write
PID.7.Dc.1	Boolean, Byte, Word , Short, Float	Read/Write

Address Format	Data Types	Access
PID.7.DR.1	Boolean	Read/Write
PID.7.H.1	Boolean, Byte, Word , Short, Float	Read/Write
PID.7.Hc.1	Boolean, Byte, Word , Short, Float	Read/Write
PID.7.I.1	Boolean, Byte, Word , Short, Float	Read/Write
PID.7.Ic.1	Boolean, Byte, Word , Short, Float	Read/Write
PID.7.MR.1	Boolean, Byte, Word, Short, Float	Read/Write
PID.7.Oc.1	Boolean, Byte, Word , Short, Float	Read/Write
PID.7.OH.1	Boolean, Byte, Word, Short, Float	Read/Write
PID.7.OL.1	Boolean, Byte, Word, Short, Float	Read/Write
PID.7.P.1	Boolean, Byte, Word, Short, Float	Read/Write
PID.7.Pc.1	Boolean, Byte, Word , Short, Float	Read/Write
PID.7.PO.1	Boolean, Byte, Word, Short, Float	Read/Write
PID.7.SP.1	Boolean, Byte, Word, Short, Float	Read/Write
PID.RHY.1	Boolean, Byte, Word , Short, Float	Read/Write
PID.7.D.2	Boolean, Byte, Word , Short, Float	Read/Write
PID.7.DB.2	Boolean, Byte, Word , Short, Float	Read/Write
PID.7.Dc.2	Boolean, Byte, Word , Short, Float	Read/Write
PID.7.DR.2	Boolean	Read/Write
PID.7.H.2	Boolean, Byte, Word , Short, Float	Read/Write
PID.7.Hc.2	Boolean, Byte, Word , Short, Float	Read/Write
PID.7.I.2	Boolean, Byte, Word , Short, Float	Read/Write
PID.7.Ic.2	Boolean, Byte, Word , Short, Float	Read/Write
PID.7.MR.2	Boolean, Byte, Word, Short, Float	Read/Write
PID.7.Oc.2	Boolean, Byte, Word , Short, Float	Read/Write
PID.7.OH.2	Boolean, Byte, Word, Short, Float	Read/Write
PID.7.OL.2	Boolean, Byte, Word, Short, Float	Read/Write
PID.7.P.2	Boolean, Byte, Word, Short, Float	Read/Write
PID.7.Pc.2	Boolean, Byte, Word , Short, Float	Read/Write
PID.7.PO.2	Boolean, Byte, Word, Short, Float	Read/Write
PID.8.D.1	Boolean, Byte, Word , Short, Float	Read/Write
PID.8.DB.1	Boolean, Byte, Word , Short, Float	Read/Write
PID.8.Dc.1	Boolean, Byte, Word , Short, Float	Read/Write
PID.8.DR.1	Boolean	Read/Write
PID.8.H.1	Boolean, Byte, Word , Short, Float	Read/Write
PID.8.Hc.1	Boolean, Byte, Word , Short, Float	Read/Write
PID.8.I.1	Boolean, Byte, Word , Short, Float	Read/Write
PID.8.Ic.1	Boolean, Byte, Word , Short, Float	Read/Write
PID.8.MR.1	Boolean, Byte, Word, Short, Float	Read/Write
PID.8.Oc.1	Boolean, Byte, Word , Short, Float	Read/Write
PID.8.OH.1	Boolean, Byte, Word, Short, Float	Read/Write

Address Format	Data Types	Access
PID.8.OL.1	Boolean, Byte, Word, Short, Float	Read/Write
PID.8.P.1	Boolean, Byte, Word, Short, Float	Read/Write
PID.8.Pc.1	Boolean, Byte, Word , Short, Float	Read/Write
PID.8.PO.1	Boolean, Byte, Word, Short, Float	Read/Write
PID.8.D.2	Boolean, Byte, Word , Short, Float	Read/Write
PID.8.DB.2	Boolean, Byte, Word , Short, Float	Read/Write
PID.8.Dc.2	Boolean, Byte, Word , Short, Float	Read/Write
PID.8.DR.2	Boolean	Read/Write
PID.8.H.2	Boolean, Byte, Word , Short, Float	Read/Write
PID.8.Hc.2	Boolean, Byte, Word , Short, Float	Read/Write
PID.8.I.2	Boolean, Byte, Word , Short, Float	Read/Write
PID.8.Ic.2	Boolean, Byte, Word , Short, Float	Read/Write
PID.8.MR.2	Boolean, Byte, Word, Short, Float	Read/Write
PID.8.Oc.2	Boolean, Byte, Word , Short, Float	Read/Write
PID.8.OH.2	Boolean, Byte, Word, Short, Float	Read/Write
PID.8.OL.2	Boolean, Byte, Word, Short, Float	Read/Write
PID.8.P.2	Boolean, Byte, Word, Short, Float	Read/Write
PID.8.Pc.2	Boolean, Byte, Word , Short, Float	Read/Write
PID.8.PO.2	Boolean, Byte, Word, Short, Float	Read/Write
PID.RDV.2	Boolean, Byte, Word , Short, Float	Read/Write
PID.RDV.1	Boolean, Byte, Word , Short, Float	Read/Write
PID.RHY.2	Boolean, Byte, Word , Short, Float	Read/Write

Process Parameters Addressing for UP550

The driver supports the following Process parameters addresses for UP550. The default data type for each address type is shown in **bold**.

Address Format	Data Types	Access
PROCESS.ADERROR	Boolean, Byte, Word , Short, Float	Read Only
PROCESS.ALM	Boolean, Byte, Word , Short, Float	Read Only
PROCESS.ALOSTS	Boolean, Byte, Word , Short, Float	Read Only
PROCESS.DISP1	Boolean, Byte, Word , Short, Float	Read Only
PROCESS.DISP2	Boolean, Byte, Word , Short, Float	Read Only
PROCESS.DISTS	Boolean, Byte, Word , Short, Float	Read Only
PROCESS.ERROR.1	Boolean, Byte, Word , Short, Float	Read Only
PROCESS.EV21A	Boolean, Byte, Word, Short, Float	Read/Write
PROCESS.EV21B	Boolean, Byte, Word, Short, Float	Read/Write
PROCESS.EV22A	Boolean, Byte, Word, Short, Float	Read/Write
PROCESS.EV22B	Boolean, Byte, Word, Short, Float	Read/Write
PROCESS.EV23A	Boolean, Byte, Word, Short, Float	Read/Write

Address Format	Data Types	Access
PROCESS.EV23B	Boolean, Byte, Word, Short, Float	Read/Write
PROCESS.EV24A	Boolean, Byte, Word, Short, Float	Read/Write
PROCESS.EV24B	Boolean, Byte, Word, Short, Float	Read/Write
PROCESS.EV25A	Boolean, Byte, Word, Short, Float	Read/Write
PROCESS.EV25B	Boolean, Byte, Word, Short, Float	Read/Write
PROCESS.EV26A	Boolean, Byte, Word, Short, Float	Read/Write
PROCESS.EV26B	Boolean, Byte, Word, Short, Float	Read/Write
PROCESS.EV27A	Boolean, Byte, Word, Short, Float	Read/Write
PROCESS.EV27B	Boolean, Byte, Word, Short, Float	Read/Write
PROCESS.EV28A	Boolean, Byte, Word, Short, Float	Read/Write
PROCESS.EV28B	Boolean, Byte, Word, Short, Float	Read/Write
PROCESS.LSP1	Boolean, Byte, Word, Short, Float	Read/Write
PROCESS.LSP2	Boolean, Byte, Word, Short, Float	Read/Write
PROCESS.PARAERR	Boolean, Byte, Word , Short, Float	Read Only
PROCESS.PIDNO	Boolean, Byte, Word , Short, Float	Read/Write
PROCESS.PTN	Boolean, Byte, Word , Short, Float	Read Only
PROCESS.PVEV	Boolean, Byte, Word , Short, Float	Read Only
PROCESS.RDISTS	Boolean, Byte, Word , Short, Float	Read Only
PROCESS.SEGNO	Boolean, Byte, Word , Short, Float	Read Only
PROCESS.SMEC	Boolean, Byte, Word , Short, Float	Read Only
PROCESS.TIME	Boolean, Byte, Word , Short, Float	Read Only
PROCESS.TMEV1	Boolean, Byte, Word , Short, Float	Read Only
PROCESS.TMEV2	Boolean, Byte, Word , Short, Float	Read Only
PROCESS.COUT.1	Boolean, Byte, Word , Short, Float	Read Only
PROCESS.CSP.1	Boolean, Byte, Word, Short, Float	Read Only
PROCESS.DEV.1	Boolean, Byte, Word , Short, Float	Read Only
PROCESS.HOUT.1	Boolean, Byte, Word , Short, Float	Read Only
PROCESS.MOD.1	Boolean, Byte, Word , Short, Float	Read Only
PROCESS.OR.1	Boolean, Byte, Word , Short, Float	Read Only
PROCESS.OUT.1	Boolean, Byte, Word, Short, Float	Read Only
PROCESS.PIDNO.1	Boolean, Byte, Word , Short, Float	Read Only
PROCESS.PV.1	Boolean, Byte, Word, Short, Float	Read Only
PROCESS.COUT.2	Boolean, Byte, Word , Short, Float	Read Only
PROCESS.CSP.2	Boolean, Byte, Word, Short, Float	Read Only
PROCESS.DEV.2	Boolean, Byte, Word , Short, Float	Read Only
PROCESS.ERROR.2	Boolean, Byte, Word , Short, Float	Read Only
PROCESS.HOUT.2	Boolean, Byte, Word , Short, Float	Read Only
PROCESS.MOD.2	Boolean, Byte, Word , Short, Float	Read Only
PROCESS.OR.2	Boolean, Byte, Word , Short, Float	Read Only
PROCESS.OUT.2	Boolean, Byte, Word, Short, Float	Read Only

Address Format	Data Types	Access
PROCESS.PIDNO.2	Boolean, Byte, Word , Short, Float	Read Only
PROCESS.PV.2	Boolean, Byte, Word, Short, Float	Read Only

Status Addressing for UP550

The driver supports Boolean status addresses for UP550.

Address Format	Data Types	Access
MODEL	String	Read Only
STATUS.ALO11.st	Boolean	Read Only
STATUS.ALO12.st	Boolean	Read Only
STATUS.ALO13.st	Boolean	Read Only
STATUS.ALO14.st	Boolean	Read Only
STATUS.AT2.st	Boolean	Read Only
STATUS.AUT/MAN.st	Boolean	Read Only
STATUS.DEV1-.st	Boolean	Read Only
STATUS.DEV1+.st	Boolean	Read Only
STATUS.DEV1Z.st	Boolean	Read Only
STATUS.DEV2-.st	Boolean	Read Only
STATUS.DEV2+.st	Boolean	Read Only
STATUS.DEV2Z.st	Boolean	Read Only
STATUS.DI1.st	Boolean	Read Only
STATUS.DI2.st	Boolean	Read Only
STATUS.DI3.st	Boolean	Read Only
STATUS.DI4.st	Boolean	Read Only
STATUS.DI5.st	Boolean	Read Only
STATUS.DI6.st	Boolean	Read Only
STATUS.DI7.st	Boolean	Read Only
STATUS.DI8.st	Boolean	Read Only
STATUS.HOLD.st	Boolean	Read Only
STATUS.LOCAL.st	Boolean	Read Only
STATUS.LP2.st	Boolean	Read Only
STATUS.PIDNO1.0.st	Boolean	Read Only
STATUS.PIDNO1.1.st	Boolean	Read Only
STATUS.PIDNO1.2.st	Boolean	Read Only
STATUS.PIDNO2.0.st	Boolean	Read Only
STATUS.PROG.st	Boolean	Read Only
STATUS.PV01.st	Boolean	Read Only
STATUS.PV02.st	Boolean	Read Only
STATUS.PV03.st	Boolean	Read Only
STATUS.PV04.st	Boolean	Read Only

Address Format	Data Types	Access
STATUS.PV05.st	Boolean	Read Only
STATUS.PV06.st	Boolean	Read Only
STATUS.PV07.st	Boolean	Read Only
STATUS.PV08.st	Boolean	Read Only
STATUS.REMLCL2.st	Boolean	Read Only
STATUS.RESET.st	Boolean	Read Only
STATUS.WAIT.st	Boolean	Read Only
ALRMST.ALM11.st	Boolean	Read Only
ALRMST.ALM12.st	Boolean	Read Only
ALRMST.ALM13.st	Boolean	Read Only
ALRMST.ALM14.st	Boolean	Read Only
ALRMST.ALM21.st	Boolean	Read Only
ALRMST.ALM22.st	Boolean	Read Only
ALRMST.ALM23.st	Boolean	Read Only
ALRMST.ALM24.st	Boolean	Read Only
ALRMST.OR1.st	Boolean	Read Only
ALRMST.OR2.st	Boolean	Read Only
OFFSTATUS.A/M1.off	Boolean	Read Only
OFFSTATUS.A/M2.off	Boolean	Read Only
OFFSTATUS.AD1BO.off	Boolean	Read Only
OFFSTATUS.AD1ERR.off	Boolean	Read Only
OFFSTATUS.AD2BO.off	Boolean	Read Only
OFFSTATUS.AD2ERR.off	Boolean	Read Only
OFFSTATUS.AD3BO.off	Boolean	Read Only
OFFSTATUS.AD3ERR.off	Boolean	Read Only
OFFSTATUS.ALM11.off	Boolean	Read Only
OFFSTATUS.ALM12.off	Boolean	Read Only
OFFSTATUS.ALM13.off	Boolean	Read Only
OFFSTATUS.ALM14.off	Boolean	Read Only
OFFSTATUS.ALM21.off	Boolean	Read Only
OFFSTATUS.ALM22.off	Boolean	Read Only
OFFSTATUS.ALM23.off	Boolean	Read Only
OFFSTATUS.ALM24.off	Boolean	Read Only
OFFSTATUS.AT1.off	Boolean	Read Only
OFFSTATUS.AT1ERR.off	Boolean	Read Only
OFFSTATUS.AT2.off	Boolean	Read Only
OFFSTATUS.AT2ERR.off	Boolean	Read Only
OFFSTATUS.AUT.off	Boolean	Read Only
OFFSTATUS.C.RSP1ADC.off	Boolean	Read Only
OFFSTATUS.C.RSP1BO.off	Boolean	Read Only

Address Format	Data Types	Access
OFFSTATUS.C.RSP2ADC.off	Boolean	Read Only
OFFSTATUS.C.RSP2BO.off	Boolean	Read Only
OFFSTATUS.CALB.E.off	Boolean	Read Only
OFFSTATUS.CAS.off	Boolean	Read Only
OFFSTATUS.DI1.off	Boolean	Read Only
OFFSTATUS.DI2.off	Boolean	Read Only
OFFSTATUS.DI3.off	Boolean	Read Only
OFFSTATUS.DI4.off	Boolean	Read Only
OFFSTATUS.DI5.off	Boolean	Read Only
OFFSTATUS.DI6.off	Boolean	Read Only
OFFSTATUS.DI7.off	Boolean	Read Only
OFFSTATUS.DI8.off	Boolean	Read Only
OFFSTATUS.EEP.E.off	Boolean	Read Only
OFFSTATUS.MAN.off	Boolean	Read Only
OFFSTATUS.MODE.E.off	Boolean	Read Only
OFFSTATUS.OR1.off	Boolean	Read Only
OFFSTATUS.OR2.off	Boolean	Read Only
OFFSTATUS.PARA.E.off	Boolean	Read Only
OFFSTATUS.PV1+over.off	Boolean	Read Only
OFFSTATUS.PV1ADC.off	Boolean	Read Only
OFFSTATUS.PV1BO.off	Boolean	Read Only
OFFSTATUS.PV1-over.off	Boolean	Read Only
OFFSTATUS.PV2+over.off	Boolean	Read Only
OFFSTATUS.PV2ADC.off	Boolean	Read Only
OFFSTATUS.PV2BO.off	Boolean	Read Only
OFFSTATUS.PV2-over.off	Boolean	Read Only
OFFSTATUS.R/L.off	Boolean	Read Only
OFFSTATUS.R/L2.off	Boolean	Read Only
OFFSTATUS.R/S.off	Boolean	Read Only
OFFSTATUS.RANGE.off	Boolean	Read Only
OFFSTATUS.RJC1ERR.off	Boolean	Read Only
OFFSTATUS.RJC2ERR.off	Boolean	Read Only
OFFSTATUS.RSP1ADC.off	Boolean	Read Only
OFFSTATUS.RSP1BO.off	Boolean	Read Only
OFFSTATUS.RSP2ADC.off	Boolean	Read Only
OFFSTATUS.RSP2BO.off	Boolean	Read Only
OFFSTATUS.SETUP.off	Boolean	Read Only
OFFSTATUS.SYSTEM.E.off	Boolean	Read Only
OFFSTATUS.USER.E.off	Boolean	Read Only
OFFSTATUS.UTMD.off	Boolean	Read Only

Address Format	Data Types	Access
OFFSTATUS.VLV.ATERR.off	Boolean	Read Only
OFFSTATUS.VLV.BOUT.off	Boolean	Read Only
ONSTATUS.A/M1.on	Boolean	Read Only
ONSTATUS.A/M2.on	Boolean	Read Only
ONSTATUS.AD1BO.on	Boolean	Read Only
ONSTATUS.AD1ERR.on	Boolean	Read Only
ONSTATUS.AD3BO.on	Boolean	Read Only
ONSTATUS.AD3ERR.on	Boolean	Read Only
ONSTATUS.ALM11.on	Boolean	Read Only
ONSTATUS.ALM12.on	Boolean	Read Only
ONSTATUS.ALM13.on	Boolean	Read Only
ONSTATUS.ALM14.on	Boolean	Read Only
ONSTATUS.ALM21.on	Boolean	Read Only
ONSTATUS.ALM22.on	Boolean	Read Only
ONSTATUS.ALM23.on	Boolean	Read Only
ONSTATUS.ALM24.on	Boolean	Read Only
ONSTATUS.AT1.on	Boolean	Read Only
ONSTATUS.AT1ERR.on	Boolean	Read Only
ONSTATUS.AT2.on	Boolean	Read Only
ONSTATUS.AT2ERR.on	Boolean	Read Only
ONSTATUS.AUT.on	Boolean	Read Only
ONSTATUS.C.RSP1ADC.on	Boolean	Read Only
ONSTATUS.C.RSP1BO.on	Boolean	Read Only
ONSTATUS.C.RSP2ADC.on	Boolean	Read Only
ONSTATUS.C.RSP2BO.on	Boolean	Read Only
ONSTATUS.CALB.E.on	Boolean	Read Only
ONSTATUS.CAS.on	Boolean	Read Only
ONSTATUS.DI1.on	Boolean	Read Only
ONSTATUS.DI2.on	Boolean	Read Only
ONSTATUS.DI3.on	Boolean	Read Only
ONSTATUS.DI4.on	Boolean	Read Only
ONSTATUS.DI5.on	Boolean	Read Only
ONSTATUS.DI6.on	Boolean	Read Only
ONSTATUS.DI7.on	Boolean	Read Only
ONSTATUS.DI8.on	Boolean	Read Only
ONSTATUS.EEP.E.on	Boolean	Read Only
ONSTATUS.MAN.on	Boolean	Read Only
ONSTATUS.MODE.E.on	Boolean	Read Only
ONSTATUS.OR1.on	Boolean	Read Only
ONSTATUS.OR2.on	Boolean	Read Only

Address Format	Data Types	Access
ONSTATUS.PARA.E.on	Boolean	Read Only
ONSTATUS.PV1+over.on	Boolean	Read Only
ONSTATUS.PV1ADC.on	Boolean	Read Only
ONSTATUS.PV1BO.on	Boolean	Read Only
ONSTATUS.PV1-over.on	Boolean	Read Only
ONSTATUS.PV2+over.on	Boolean	Read Only
ONSTATUS.PV2ADC.on	Boolean	Read Only
ONSTATUS.PV2BO.on	Boolean	Read Only
ONSTATUS.PV2-over.on	Boolean	Read Only
ONSTATUS.R/L.on	Boolean	Read Only
ONSTATUS.R/L2.on	Boolean	Read Only
ONSTATUS.RANGE.on	Boolean	Read Only
ONSTATUS.RJC1ERR.on	Boolean	Read Only
ONSTATUS.RJC2ERR.on	Boolean	Read Only
ONSTATUS.RS.on	Boolean	Read Only
ONSTATUS.RSP1ADC.on	Boolean	Read Only
ONSTATUS.RSP1BO.on	Boolean	Read Only
ONSTATUS.RSP2ADC.on	Boolean	Read Only
ONSTATUS.RSP2BO.on	Boolean	Read Only
ONSTATUS.SETUP.on	Boolean	Read Only
ONSTATUS.SYSTEM.E.on	Boolean	Read Only
ONSTATUS.USER.E.on	Boolean	Read Only
ONSTATUS.UTMD.on	Boolean	Read Only
ONSTATUS.VLV.ATERR.on	Boolean	Read Only
ONSTATUS.VLV.BOUT.on	Boolean	Read Only
STATUS.PIDNO2.1.st	Boolean	Read Only
STATUS.PIDNO2.2.st	Boolean	Read Only
STATUS.PIDNO1.3.st	Boolean	Read Only
STATUS.PIDNO2.3.st	Boolean	Read Only
STATUS.PTNO.0.st	Boolean	Read Only
STATUS.PTNO.1.st	Boolean	Read Only
STATUS.PTNO.2.st	Boolean	Read Only
STATUS.PTNO.3.st	Boolean	Read Only
STATUS.PTNO.4.st	Boolean	Read Only
STATUS.PTNO.5.st	Boolean	Read Only
STATUS.PTNO.6.st	Boolean	Read Only
STATUS.PTNO.7.st	Boolean	Read Only
STATUS.PTNO.8.st	Boolean	Read Only

Absolute Address Mapping (D0001-D0300) for UP550

Register to Tag Address Mapping for registers D0001-D0300 are shown below.

● **Note:** Registers missing in the given range are either not applicable for this device model or are not supported.

Register Address	Tag Address
D0001	PROCESS.ADERROR
D0002	PROCESS.ERROR.1
D0003	PROCESS.PV.1
D0004	PROCESS.CSP.1
D0005	PROCESS.OUT.1
D0006	PROCESS.HOUT.1
D0007	PROCESS.COUT.1
D0008	PROCESS.MOD.1
D0009	PROCESS.PIDNO.1
D0011	PROCESS.ALM
D0012	PROCESS.PVEV
D0013	PROCESS.TMEV1
D0014	PROCESS.TMEV2
D0015	PROCESS.PTN
D0016	PROCESS.SEGNO
D0017	PROCESS.TIME
D0018	PROCESS.ERROR.2
D0019	PROCESS.PV.2
D0020	PROCESS.CSP.2
D0021	PROCESS.OUT.2
D0022	PROCESS.HOUT.2
D0023	PROCESS.COUT.2
D0024	PROCESS.MOD.2
D0025	PROCESS.PIDNO.2
D0026	PROCESS.DEV.1
D0027	PROCESS.OR.1
D0030	PROCESS.DEV.2
D0031	PROCESS.OR.2
D0032	PROCESS.SMEC
D0033	PROCESS.DISTS
D0034	PROCESS.RDISTS
D0035	PROCESS.PARAERR
D0036	PROCESS.ALOSTS
D0039	PROCESS.DISP1

Register Address	Tag Address
D0040	PROCESS.DISP2
D0101	PROCESS.LSP1
D0102	PROCESS.LSP2
D0103	PROCESS.PIDNO
D0104	PROCESS.EV21A
D0105	PROCESS.EV21B
D0106	PROCESS.EV22A
D0107	PROCESS.EV22B
D0108	PROCESS.EV23A
D0109	PROCESS.EV23B
D0110	PROCESS.EV24A
D0111	PROCESS.EV24B
D0112	PROCESS.EV25A
D0113	PROCESS.EV25B
D0114	PROCESS.EV26A
D0115	PROCESS.EV26B
D0116	PROCESS.EV27A
D0117	PROCESS.EV27B
D0118	PROCESS.EV28A
D0119	PROCESS.EV28B
D0208	OPMODE.R/P/L
D0209	OPMODE.HOLD
D0210	OPMODE.ADV
D0211	OPMODE.A/M.1
D0212	OPMODE.A/M.2
D0213	OPMODE.LSP/CAS
D0214	OPMODE.PTNO
D0217	OPMODE.MOUT.1
D0218	OPMODE.MOUTc.1
D0219	OPMODE.MOUT.2
D0220	OPMODE.MOUTc.2
D0221	OPMODE.HOLDDSP.1
D0222	OPMODE.HOLDDSP.2
D0223	OPMODE.HOLDTM
D0224	OPMODE.SST
D0231	OPMODE.A1
D0232	OPMODE.A2
D0233	OPMODE.A3
D0234	OPMODE.A4

Register Address	Tag Address
D0241	OPREL.AT.1
D0242	OPREL.SC.1
D0243	OPREL.BS.1
D0244	OPREL.FL.1
D0250	OPREL.ORB.1
D0251	OPREL.ORH.1
D0252	OPREL.ORL.1
D0253	OPREL.S.TM
D0271	OPREL.AT.2
D0272	OPREL.SC.2
D0273	OPREL.BS.2
D0274	OPREL.FL.2
D0280	OPREL.ORB.2
D0281	OPREL.ORH.2
D0282	OPREL.ORL.2

Absolute Address Mapping (D0301-D0700) for UP550

Register to Tag Address Mapping for registers D0301-D0700 are shown below.

● **Note:** Registers missing in the given range are either not applicable for this device model or are not supported.

Register Address	Tag Address
D0306	PID.1.P.1
D0307	PID.1.I.1
D0308	PID.1.D.1
D0309	PID.1.OH.1
D0310	PID.1.OL.1
D0311	PID.1.MR.1
D0312	PID.1.H.1
D0313	PID.1.DR.1
D0314	PID.1.Pc.1
D0315	PID.1.lc.1
D0316	PID.1.Dc.1
D0317	PID.1.Hc.1
D0318	PID.1.DB.1
D0319	PID.1.RP.1
D0320	PID.1.PO.1
D0321	PID.1.Oc.1
D0331	PID.2.P.1

Register Address	Tag Address
D0332	PID.2.I.1
D0333	PID.2.D.1
D0334	PID.2.OH.1
D0335	PID.2.OL.1
D0336	PID.2.MR.1
D0337	PID.2.H.1
D0338	PID.2.DR.1
D0339	PID.2.Pc.1
D0340	PID.2.Ic.1
D0341	PID.2.Dc.1
D0342	PID.2.Hc.1
D0343	PID.2.DB.1
D0344	PID.2.RP.1
D0345	PID.2.PO.1
D0346	PID.2.Oc.1
D0356	PID.3.P.1
D0357	PID.3.I.1
D0358	PID.3.D.1
D0359	PID.3.OH.1
D0360	PID.3.OL.1
D0361	PID.3.MR.1
D0362	PID.3.H.1
D0363	PID.3.DR.1
D0364	PID.3.Pc.1
D0365	PID.3.Ic.1
D0366	PID.3.Dc.1
D0367	PID.3.Hc.1
D0368	PID.3.DB.1
D0369	PID.3.RP.1
D0370	PID.3.PO.1
D0371	PID.3.Oc.1
D0381	PID.4.P.1
D0382	PID.4.I.1
D0383	PID.4.D.1
D0384	PID.4.OH.1
D0385	PID.4.OL.1
D0386	PID.4.MR.1
D0387	PID.4.H.1
D0388	PID.4.DR.1

Register Address	Tag Address
D0389	PID.4.Pc.1
D0390	PID.4.lc.1
D0391	PID.4.Dc.1
D0392	PID.4.Hc.1
D0393	PID.4.DB.1
D0394	PID.4.RP.1
D0395	PID.4.PO.1
D0396	PID.4.Oc.1
D0406	PID.5.P.1
D0407	PID.5.I.1
D0408	PID.5.D.1
D0409	PID.5.OH.1
D0410	PID.5.OL.1
D0411	PID.5.MR.1
D0412	PID.5.H.1
D0413	PID.5.DR.1
D0414	PID.5.Pc.1
D0415	PID.5.lc.1
D0416	PID.5.Dc.1
D0417	PID.5.Hc.1
D0418	PID.5.DB.1
D0419	PID.5.RP.1
D0420	PID.5.PO.1
D0421	PID.5.Oc.1
D0431	PID.6.P.1
D0432	PID.6.I.1
D0433	PID.6.D.1
D0434	PID.6.OH.1
D0435	PID.6.OL.1
D0436	PID.6.MR.1
D0437	PID.6.H.1
D0438	PID.6.DR.1
D0439	PID.6.Pc.1
D0440	PID.6.lc.1
D0441	PID.6.Dc.1
D0442	PID.6.Hc.1
D0443	PID.6.DB.1
D0444	PID.6.RP.1
D0445	PID.6.PO.1

Register Address	Tag Address
D0446	PID.6.Oc.1
D0451	PID.7.SP.1
D0456	PID.7.P.1
D0457	PID.7.I.1
D0458	PID.7.D.1
D0459	PID.7.OH.1
D0460	PID.7.OL.1
D0461	PID.7.MR.1
D0462	PID.7.H.1
D0463	PID.7.DR.1
D0464	PID.7.Pc.1
D0465	PID.7.Ic.1
D0466	PID.7.Dc.1
D0467	PID.7.Hc.1
D0468	PID.7.DB.1
D0469	PID.RHY.1
D0470	PID.7.PO.1
D0471	PID.7.Oc.1
D0481	PID.8.P.1
D0482	PID.8.I.1
D0483	PID.8.D.1
D0484	PID.8.OH.1
D0485	PID.8.OL.1
D0486	PID.8.MR.1
D0487	PID.8.H.1
D0488	PID.8.DR.1
D0489	PID.8.Pc.1
D0490	PID.8.Ic.1
D0491	PID.8.Dc.1
D0492	PID.8.Hc.1
D0493	PID.8.DB.1
D0494	PID.RDV.1
D0495	PID.8.PO.1
D0496	PID.8.Oc.1
D0506	PID.1.P.2
D0507	PID.1.I.2
D0508	PID.1.D.2
D0509	PID.1.OH.2
D0510	PID.1.OL.2

Register Address	Tag Address
D0511	PID.1.MR.2
D0512	PID.1.H.2
D0513	PID.1.DR.2
D0514	PID.1.Pc.2
D0515	PID.1.lc.2
D0516	PID.1.Dc.2
D0517	PID.1.Hc.2
D0518	PID.1.DB.2
D0519	PID.1.RP.2
D0520	PID.1.PO.2
D0521	PID.1.Oc.2
D0531	PID.2.P.2
D0532	PID.2.I.2
D0533	PID.2.D.2
D0534	PID.2.OH.2
D0535	PID.2.OL.2
D0536	PID.2.MR.2
D0537	PID.2.H.2
D0538	PID.2.DR.2
D0539	PID.2.Pc.2
D0540	PID.2.lc.2
D0541	PID.2.Dc.2
D0542	PID.2.Hc.2
D0543	PID.2.DB.2
D0544	PID.2.RP.2
D0545	PID.2.PO.2
D0546	PID.2.Oc.2
D0556	PID.3.P.2
D0557	PID.3.I.2
D0558	PID.3.D.2
D0559	PID.3.OH.2
D0560	PID.3.OL.2
D0561	PID.3.MR.2
D0562	PID.3.H.2
D0563	PID.3.DR.2
D0564	PID.3.Pc.2
D0565	PID.3.lc.2
D0566	PID.3.Dc.2
D0567	PID.3.Hc.2

Register Address	Tag Address
D0568	PID.3.DB.2
D0569	PID.3.RP.2
D0570	PID.3.PO.2
D0571	PID.3.Oc.2
D0581	PID.4.P.2
D0582	PID.4.I.2
D0583	PID.4.D.2
D0584	PID.4.OH.2
D0585	PID.4.OL.2
D0586	PID.4.MR.2
D0587	PID.4.H.2
D0588	PID.4.DR.2
D0589	PID.4.Pc.2
D0590	PID.4.Ic.2
D0591	PID.4.Dc.2
D0592	PID.4.Hc.2
D0593	PID.4.DB.2
D0594	PID.4.RP.2
D0595	PID.4.PO.2
D0596	PID.4.Oc.2
D0606	PID.5.P.2
D0607	PID.5.I.2
D0608	PID.5.D.2
D0609	PID.5.OH.2
D0610	PID.5.OL.2
D0611	PID.5.MR.2
D0612	PID.5.H.2
D0613	PID.5.DR.2
D0614	PID.5.Pc.2
D0615	PID.5.Ic.2
D0616	PID.5.Dc.2
D0617	PID.5.Hc.2
D0618	PID.5.DB.2
D0619	PID.5.RP.2
D0620	PID.5.PO.2
D0621	PID.5.Oc.2
D0631	PID.6.P.2
D0632	PID.6.I.2
D0633	PID.6.D.2

Register Address	Tag Address
D0634	PID.6.OH.2
D0635	PID.6.OL.2
D0636	PID.6.MR.2
D0637	PID.6.H.2
D0638	PID.6.DR.2
D0639	PID.6.Pc.2
D0640	PID.6.lc.2
D0641	PID.6.Dc.2
D0642	PID.6.Hc.2
D0643	PID.6.DB.2
D0644	PID.6.RP.2
D0645	PID.6.PO.2
D0646	PID.6.Oc.2
D0656	PID.7.P.2
D0657	PID.7.I.2
D0658	PID.7.D.2
D0659	PID.7.OH.2
D0660	PID.7.OL.2
D0661	PID.7.MR.2
D0662	PID.7.H.2
D0663	PID.7.DR.2
D0664	PID.7.Pc.2
D0665	PID.7.lc.2
D0666	PID.7.Dc.2
D0667	PID.7.Hc.2
D0668	PID.7.DB.2
D0669	PID.RHY.2
D0670	PID.7.PO.2
D0671	PID.7.Oc.2
D0681	PID.8.P.2
D0682	PID.8.I.2
D0683	PID.8.D.2
D0684	PID.8.OH.2
D0685	PID.8.OL.2
D0686	PID.8.MR.2
D0687	PID.8.H.2
D0688	PID.8.DR.2
D0689	PID.8.Pc.2
D0690	PID.8.lc.2

Register Address	Tag Address
D0691	PID.8.Dc.2
D0692	PID.8.Hc.2
D0693	PID.8.DB.2
D0694	PID.RDV.2
D0695	PID.8.PO.2
D0696	PID.8.Oc.2

Absolute Address Mapping (D0701-D1300) for UP550

Register to Tag Address Mapping for registers D0701-D1300 are shown below.

● **Note:** Registers missing in the given range are either not applicable for this device model or are not supported.

Register Address	Tag Address
D0701	LINEARIZER.U1
D0702	LINEARIZER.U2
D0703	LINEARIZER.U3
D0704	LINEARIZER.U4
D0705	LINEARIZER.U5
D0706	LINEARIZER.U6
D0707	LINEARIZER.U7
D0708	LINEARIZER.U8
D0726	LINEARIZER.1.A1
D0727	LINEARIZER.1.B1
D0728	LINEARIZER.1.A2
D0729	LINEARIZER.1.B2
D0730	LINEARIZER.1.A3
D0731	LINEARIZER.1.B3
D0732	LINEARIZER.1.A4
D0733	LINEARIZER.1.B4
D0734	LINEARIZER.1.A5
D0735	LINEARIZER.1.B5
D0736	LINEARIZER.1.A6
D0737	LINEARIZER.1.B6
D0738	LINEARIZER.1.A7
D0739	LINEARIZER.1.B7
D0740	LINEARIZER.1.A8
D0741	LINEARIZER.1.B8
D0742	LINEARIZER.1.A9
D0743	LINEARIZER.1.B9

Register Address	Tag Address
D0744	LINEARIZER.1.A10
D0745	LINEARIZER.1.B10
D0746	LINEARIZER.1.A11
D0747	LINEARIZER.1.B11
D0748	LINEARIZER.1.PMD
D0751	LINEARIZER.2.A1
D0752	LINEARIZER.2.B1
D0753	LINEARIZER.2.A2
D0754	LINEARIZER.2.B2
D0755	LINEARIZER.2.A3
D0756	LINEARIZER.2.B3
D0757	LINEARIZER.2.A4
D0758	LINEARIZER.2.B4
D0759	LINEARIZER.2.A5
D0760	LINEARIZER.2.B5
D0761	LINEARIZER.2.A6
D0762	LINEARIZER.2.B6
D0763	LINEARIZER.2.A7
D0764	LINEARIZER.2.B7
D0765	LINEARIZER.2.A8
D0766	LINEARIZER.2.B8
D0767	LINEARIZER.2.A9
D0768	LINEARIZER.2.B9
D0769	LINEARIZER.2.A10
D0770	LINEARIZER.2.B10
D0771	LINEARIZER.2.A11
D0772	LINEARIZER.2.B11
D0773	LINEARIZER.2.PMD
D0902	CTRLPARAM.SPT.1
D0904	CTRLPARAM.TMU.1
D0905	CTRLPARAM.SEG.T
D0906	CTRLPARAM.PT2.G
D0907	CTRLPARAM.EHY1
D0908	CTRLPARAM.EHY2
D0909	CTRLPARAM.EHY3
D0910	CTRLPARAM.EHY4
D0911	CTRLPARAM.EHY5
D0912	CTRLPARAM.EHY6
D0913	CTRLPARAM.EHY7

Register Address	Tag Address
D0914	CTRLPARAM.EHY8
D0915	CTRLPARAM.AL1.1
D0916	CTRLPARAM.AL2.1
D0917	CTRLPARAM.AL3.1
D0918	CTRLPARAM.AL4.1
D0919	CTRLPARAM.HY1.1
D0920	CTRLPARAM.HY2.1
D0921	CTRLPARAM.HY3.1
D0922	CTRLPARAM.HY4.1
D0923	CTRLPARAM.AMD.1
D0926	CTRLPARAM.OPR.1
D0927	CTRLPARAM.MOD.1
D0928	CTRLPARAM.AR.1
D0929	CTRLPARAM.ZON
D0930	CTRLPARAM.R.MD
D0931	CTRLPARAM.R.TM
D0933	CTRLPARAM.SPH.1
D0934	CTRLPARAM.SPL.1
D0939	CTRLPARAM.PNC
D0940	CTRLPARAM.GRP
D0966	CTRLPARAM.OPR.2
D0967	CTRLPARAM.MOD.2
D0968	CTRLPARAM.AR.2
D0973	CTRLPARAM.SPH.2
D0974	CTRLPARAM.SPL.2
D1001	LOOPPARAM.A.BS1
D1002	LOOPPARAM.A.FL1
D1003	LOOPPARAM.A.SR1
D1004	LOOPPARAM.A.LC1
D1005	LOOPPARAM.A.BS2
D1006	LOOPPARAM.A.FL2
D1007	LOOPPARAM.A.SR2
D1008	LOOPPARAM.A.LC2
D1009	LOOPPARAM.A.BS3
D1010	LOOPPARAM.A.FL3
D1011	LOOPPARAM.A.SR3
D1012	LOOPPARAM.A.LC3
D1013	LOOPPARAM.RET1
D1014	LOOPPARAM.RTH1

Register Address	Tag Address
D1015	LOOPPARAM.RTL1
D1016	LOOPPARAM.RET2
D1017	LOOPPARAM.RTH2
D1018	LOOPPARAM.RTL2
D1021	LOOPPARAM.TSC1
D1022	LOOPPARAM.TSC2
D1023	LOOPPARAM.TTM
D1026	CTRLPARAM.PT.NO
D1027	CTRLPARAM.RUN
D1028	LOOPPARAM.MODE
D1029	CTRLPARAM.PRG
D1030	LOOPPARAM.LP1
D1031	LOOPPARAM.LP2
D1032	LOOPPARAM.PID
D1033	LOOPPARAM.USR
D1034	LOOPPARAM.PYS1
D1035	LOOPPARAM.PYS2
D1101	CONFIG.C.S1
D1102	CONFIG.C.S2
D1103	CONFIG.C.S3
D1104	CONFIG.C.S4
D1105	CONFIG.C.S5
D1106	CONFIG.DO1
D1107	CONFIG.DO2
D1108	CONFIG.DO3
D1109	CONFIG.DO4
D1110	CONFIG.DO5
D1111	CONFIG.DO6
D1112	CONFIG.DO7
D1113	CONFIG.R151
D1114	CONFIG.R152
D1115	CONFIG.R153
D1116	CONFIG.R154
D1117	CONFIG.R155
D1118	CONFIG.R156
D1119	CONFIG.R157
D1120	CONFIG.R158
D1121	CONFIG.R251
D1122	CONFIG.R252

Register Address	Tag Address
D1123	CONFIG.R253
D1124	CONFIG.R254
D1125	CONFIG.R255
D1126	CONFIG.R256
D1127	CONFIG.R257
D1128	CONFIG.R258
D1148	CONFIG.PROG
D1149	CONFIG.RESET
D1150	CONFIG.LOCAL
D1151	CONFIG.HOLD
D1152	CONFIG.ADV
D1153	CONFIG.A/M.1
D1154	CONFIG.A/M.2
D1155	CONFIG.LSP/CAS
D1156	CONFIG.PTNO.b0
D1157	CONFIG.PTNO.b1
D1158	CONFIG.PTNO.b2
D1159	CONFIG.PTNO.b3
D1160	CONFIG.PTNO.b4
D1161	CONFIG.PTNO.b5
D1162	CONFIG.PTNO.b6
D1163	CONFIG.PTNO.b7
D1164	CONFIG.PTNO.b8
D1165	CONFIG.DP1
D1166	CONFIG.DP2
D1167	CONFIG.MG1
D1168	CONFIG.MG2
D1169	CONFIG.MG4
D1201	CTRLMODE.IN1
D1202	CTRLMODE.UNI1
D1203	CTRLMODE.DP1
D1204	CTRLMODE.RH1
D1205	CTRLMODE.RL1
D1206	CTRLMODE.SDP1
D1207	CTRLMODE.SH1
D1208	CTRLMODE.SL1
D1209	CTRLMODE.BSL1
D1210	CTRLMODE.RJC1
D1211	CTRLMODE.IN2

Register Address	Tag Address
D1212	CTRLMODE.UNI2
D1213	CTRLMODE.DP2
D1214	CTRLMODE.RH2
D1215	CTRLMODE.RL2
D1216	CTRLMODE.SDP2
D1217	CTRLMODE.SH2
D1218	CTRLMODE.SL2
D1219	CTRLMODE.BSL2
D1220	CTRLMODE.RJC2
D1221	CTRLMODE.IN3
D1222	CTRLMODE.UNI3
D1223	CTRLMODE.DP3
D1224	CTRLMODE.RH3
D1225	CTRLMODE.RL3
D1226	CTRLMODE.SDP3
D1227	CTRLMODE.SH3
D1228	CTRLMODE.SL3
D1229	CTRLMODE.BSL3
D1230	CTRLMODE.P.UNI1
D1231	CTRLMODE.P.DP1
D1232	CTRLMODE.P.RH1
D1233	CTRLMODE.P.RL1
D1234	CTRLMODE.P.UNI2
D1235	CTRLMODE.P.DP2
D1236	CTRLMODE.P.RH2
D1237	CTRLMODE.P.RL2
D1238	CTRLMODE.OT1
D1239	CTRLMODE.OT2
D1240	CTRLMODE.CT1
D1241	CTRLMODE.CT2
D1242	CTRLMODE.CTc1
D1243	CTRLMODE.CTc2
D1244	CTRLMODE.AO1
D1245	CTRLMODE.AO2
D1246	CTRLMODE.AO3
D1247	CTRLMODE.PSL1
D1248	CTRLMODE.BPS1
D1249	CTRLMODE.PRI1
D1250	CTRLMODE.STP1

Register Address	Tag Address
D1251	CTRLMODE.DLN1
D1252	CTRLMODE.ADR1
D1253	CTRLMODE.RP.T1
D1254	CTRLMODE.PSL2
D1255	CTRLMODE.BPS2
D1256	CTRLMODE.PRI2
D1257	CTRLMODE.STP2
D1258	CTRLMODE.DLN2
D1259	CTRLMODE.ADR2
D1260	CTRLMODE.RP.T2
D1261	CTRLMODE.V.RS
D1262	CTRLMODE.V.L
D1263	CTRLMODE.V.H
D1264	CTRLMODE.TR.T
D1265	CTRLMODE.V.MOD
D1266	CTRLMODE.INIT
D1267	CTRLMODE.V.AT
D1268	CTRLMODE.A1H
D1269	CTRLMODE.A1L
D1270	CTRLMODE.A2H
D1271	CTRLMODE.A2L
D1272	CTRLMODE.A3H
D1273	CTRLMODE.A3L
D1280	CTRLMODE.UTM
D1281	CTRLMODE.SMP

Absolute Address Mapping (I0001-I0714) for UP550

Register to Tag Address Mapping for registers I0001-I0714 are shown below.

● **Note:** Registers missing in the given range are either not applicable for this device model or are not supported.

Register Address	Tag Address
I0001	ERR.AD1ERR.st
I0003	ERR.AD3ERR.st
I0005	ERR.AD1BO.st
I0007	ERR.AD3BO.st
I0012	ERR.VLV.ATERR.st
I0013	ERR.VLV.BOUT.st

Register Address	Tag Address
I0017	ERR.PV1ADC.st
I0018	ERR.PV1BO.st
I0019	ERR.RJC1ERR.st
I0021	ERR.PV1+over.st
I0022	ERR.PV1-over.st
I0025	ERR.RSP1ADC.st
I0026	ERR.RSP1BO.st
I0029	ERR.C.RSP1ADC.st
I0030	ERR.C.RSP1BO.st
I0031	ERR.AT1ERR.st
I0033	ERR.PV2ADC.st
I0034	ERR.PV2BO.st
I0035	ERR.RJC2ERR.st
I0037	ERR.PV2+over.st
I0038	ERR.PV2-over.st
I0041	ERR.RSP2ADC.st
I0042	ERR.RSP2BO.st
I0045	ERR.C.RSP2ADC.st
I0046	ERR.C.RSP2BO.st
I0047	ERR.AT2ERR.st
I0049	ERR.CALB.E.st
I0051	ERR.USER.E.st
I0053	ERR.UTMD.st
I0054	ERR.RANGE.st
I0055	ERR.SETUP.st
I0057	ERR.PARA.E.st
I0058	ERR.MODE.E.st
I0061	ERR.EEP.E.st
I0063	ERR.SYSTEM.E.st
I0065	L1MODE.AM1.st
I0066	L1MODE.RL.st
I0067	L1MODE.RS.st
I0069	L1MODE.CAS.st
I0070	L1MODE.AUT.st
I0071	L1MODE.MAN.st
I0079	L1MODE.AT1.st
I0081	L2MODE.A/M2.st
I0082	L2MODE.R/L2.st
I0095	L2MODE.AT2.st

Register Address	Tag Address
I0097	ALRMST.ALM11.st
I0098	ALRMST.ALM12.st
I0099	ALRMST.ALM13.st
I0101	ALRMST.ALM14.st
I0102	ALRMST.OR1.st
I0105	ALRMST.ALM21.st
I0106	ALRMST.ALM22.st
I0107	ALRMST.ALM23.st
I0109	ALRMST.ALM24.st
I0110	ALRMST.OR2.st
I0161	STATUS.DI1.st
I0162	STATUS.DI2.st
I0163	STATUS.DI3.st
I0164	STATUS.DI4.st
I0165	STATUS.DI5.st
I0166	STATUS.DI6.st
I0167	STATUS.DI7.st
I0168	STATUS.DI8.st
I0193	ONSTATUS.AD1ERR.on
I0195	ONSTATUS.AD3ERR.on
I0197	ONSTATUS.AD1BO.on
I0199	ONSTATUS.AD3BO.on
I0204	ONSTATUS.VLV.ATERR.on
I0205	ONSTATUS.VLV.BOUT.on
I0209	ONSTATUS.PV1ADC.on
I0210	ONSTATUS.PV1BO.on
I0211	ONSTATUS.RJC1ERR.on
I0213	ONSTATUS.PV1+over.on
I0214	ONSTATUS.PV1-over.on
I0217	ONSTATUS.RSP1ADC.on
I0218	ONSTATUS.RSP1BO.on
I0221	ONSTATUS.C.RSP1ADC.on
I0222	ONSTATUS.C.RSP1BO.on
I0223	ONSTATUS.AT1ERR.on
I0225	ONSTATUS.PV2ADC.on
I0226	ONSTATUS.PV2BO.on
I0227	ONSTATUS.RJC2ERR.on
I0229	ONSTATUS.PV2+over.on
I0230	ONSTATUS.PV2-over.on

Register Address	Tag Address
I0233	ONSTATUS.RSP2ADC.on
I0234	ONSTATUS.RSP2BO.on
I0237	ONSTATUS.C.RSP2ADC.on
I0238	ONSTATUS.C.RSP2BO.on
I0239	ONSTATUS.AT2ERR.on
I0241	ONSTATUS.CALB.E.on
I0243	ONSTATUS.USER.E.on
I0245	ONSTATUS.UTMD.on
I0246	ONSTATUS.RANGE.on
I0247	ONSTATUS.SETUP.on
I0249	ONSTATUS.PARA.E.on
I0250	ONSTATUS.MODE.E.on
I0253	ONSTATUS.EEP.E.on
I0255	ONSTATUS.SYSTEM.E.on
I0257	ONSTATUS.A/M1.on
I0258	ONSTATUS.R/L.on
I0259	ONSTATUS.RS.on
I0261	ONSTATUS.CAS.on
I0262	ONSTATUS.AUT.on
I0263	ONSTATUS.MAN.on
I0271	ONSTATUS.AT1.on
I0273	ONSTATUS.A/M2.on
I0274	ONSTATUS.R/L2.on
I0287	ONSTATUS.AT2.on
I0289	ONSTATUS.ALM11.on
I0290	ONSTATUS.ALM12.on
I0291	ONSTATUS.ALM13.on
I0293	ONSTATUS.ALM14.on
I0294	ONSTATUS.OR1.on
I0297	ONSTATUS.ALM21.on
I0298	ONSTATUS.ALM22.on
I0299	ONSTATUS.ALM23.on
I0301	ONSTATUS.ALM24.on
I0302	ONSTATUS.OR2.on
I0353	ONSTATUS.DI1.on
I0354	ONSTATUS.DI2.on
I0355	ONSTATUS.DI3.on
I0356	ONSTATUS.DI4.on
I0357	ONSTATUS.DI5.on

Register Address	Tag Address
I0358	ONSTATUS.DI6.on
I0359	ONSTATUS.DI7.on
I0360	ONSTATUS.DI8.on
I0385	OFFSTATUS.AD1ERR.off
I0386	OFFSTATUS.AD2ERR.off
I0387	OFFSTATUS.AD3ERR.off
I0389	OFFSTATUS.AD1BO.off
I0390	OFFSTATUS.AD2BO.off
I0391	OFFSTATUS.AD3BO.off
I0393	OFFSTATUS.RJC1ERR.off
I0394	OFFSTATUS.RJC2ERR.off
I0396	OFFSTATUS.VLV.ATERR.off
I0397	OFFSTATUS.VLV.BOUT.off
I0401	OFFSTATUS.PV1ADC.off
I0402	OFFSTATUS.PV1BO.off
I0405	OFFSTATUS.PV1+over.off
I0406	OFFSTATUS.PV1-over.off
I0409	OFFSTATUS.RSP1ADC.off
I0410	OFFSTATUS.RSP1BO.off
I0413	OFFSTATUS.C.RSP1ADC.off
I0414	OFFSTATUS.C.RSP1BO.off
I0415	OFFSTATUS.AT1ERR.off
I0417	OFFSTATUS.PV2ADC.off
I0418	OFFSTATUS.PV2BO.off
I0421	OFFSTATUS.PV2+over.off
I0422	OFFSTATUS.PV2-over.off
I0425	OFFSTATUS.RSP2ADC.off
I0426	OFFSTATUS.RSP2BO.off
I0429	OFFSTATUS.C.RSP2ADC.off
I0430	OFFSTATUS.C.RSP2BO.off
I0431	OFFSTATUS.AT2ERR.off
I0433	OFFSTATUS.CALB.E.off
I0435	OFFSTATUS.USER.E.off
I0437	OFFSTATUS.UTMD.off
I0438	OFFSTATUS.RANGE.off
I0439	OFFSTATUS.SETUP.off
I0441	OFFSTATUS.PARA.E.off
I0442	OFFSTATUS.MODE.E.off
I0445	OFFSTATUS.EEP.E.off

Register Address	Tag Address
I0447	OFFSTATUS.SYSTEM.E.off
I0449	OFFSTATUS.A/M1.off
I0450	OFFSTATUS.R/L.off
I0451	OFFSTATUS.R/S.off
I0453	OFFSTATUS.CAS.off
I0454	OFFSTATUS.AUT.off
I0455	OFFSTATUS.MAN.off
I0463	OFFSTATUS.AT1.off
I0465	OFFSTATUS.A/M2.off
I0466	OFFSTATUS.R/L2.off
I0479	OFFSTATUS.AT2.off
I0481	OFFSTATUS.ALM11.off
I0482	OFFSTATUS.ALM12.off
I0483	OFFSTATUS.ALM13.off
I0485	OFFSTATUS.ALM14.off
I0486	OFFSTATUS.OR1.off
I0489	OFFSTATUS.ALM21.off
I0490	OFFSTATUS.ALM22.off
I0491	OFFSTATUS.ALM23.off
I0493	OFFSTATUS.ALM24.off
I0494	OFFSTATUS.OR2.off
I0545	OFFSTATUS.DI1.off
I0546	OFFSTATUS.DI2.off
I0547	OFFSTATUS.DI3.off
I0548	OFFSTATUS.DI4.off
I0549	OFFSTATUS.DI5.off
I0550	OFFSTATUS.DI6.off
I0551	OFFSTATUS.DI7.off
I0552	OFFSTATUS.DI8.off
I0582	STATUS.AUT/MAN.st
I0587	STATUS.RESET.st
I0588	STATUS.PROG.st
I0589	STATUS.LOCAL.st
I0590	STATUS.HOLD.st
I0591	STATUS.WAIT.st
I0593	STATUS.PIDNO1.0.st
I0594	STATUS.PIDNO1.1.st
I0595	STATUS.PIDNO1.2.st
I0596	STATUS.PIDNO1.3.st

Register Address	Tag Address
I0597	STATUS.REMLCL2.st
I0600	STATUS.AT2.st
I0609	STATUS.PIDNO2.0.st
I0610	STATUS.PIDNO2.1.st
I0611	STATUS.PIDNO2.2.st
I0612	STATUS.PIDNO2.3.st
I0625	STATUS.PTNO.0.st
I0626	STATUS.PTNO.1.st
I0627	STATUS.PTNO.2.st
I0628	STATUS.PTNO.3.st
I0629	STATUS.PTNO.4.st
I0630	STATUS.PTNO.5.st
I0631	STATUS.PTNO.6.st
I0632	STATUS.PTNO.7.st
I0633	STATUS.PTNO.8.st
I0674	STATUS.LP2.st
I0681	STATUS.DEV1-.st
I0682	STATUS.DEV1Z.st
I0683	STATUS.DEV1+.st
I0685	STATUS.DEV2-.st
I0686	STATUS.DEV2Z.st
I0687	STATUS.DEV2+.st
I0689	STATUS.ALO11.st
I0690	STATUS.ALO12.st
I0691	STATUS.ALO13.st
I0693	STATUS.ALO14.st
I0705	STATUS.PV01.st
I0706	STATUS.PV02.st
I0707	STATUS.PV03.st
I0709	STATUS.PV04.st
I0710	STATUS.PV05.st
I0711	STATUS.PV06.st
I0713	STATUS.PV07.st
I0714	STATUS.PV08.st

OP Related Parameters Addressing for UP350

The driver supports the following OP Related parameters addresses for UP350. The default data type for each address type is shown in **bold**.

Address Format	Data Types	Access
OPRELPARAM.AT	Boolean Byte, Word, Short, Float	Read/Write
OPRELPARAM.BS	Boolean, Byte, Word , Short, Float	Read/Write
OPRELPARAM.DR	Boolean, Byte, Word , Short, Float	Read/Write
OPRELPARAM.FL	Boolean, Byte, Word , Short, Float	Read/Write
OPRELPARAM.HYS	Boolean, Byte, Word, Short, Float	Read/Write
OPRELPARAM.OH	Boolean, Byte, Word , Short, Float	Read/Write
OPRELPARAM.OL	Boolean, Byte, Word , Short, Float	Read/Write
OPRELPARAM.SC	Boolean, Byte , Word, Short, Float	Read/Write

PID Parameters Addressing for UP350

The driver supports the following PID parameters addresses for UP350. The default data type for each address type is shown in **bold**.

Address Format	Data Types	Access
PID.RDV	Boolean, Byte, Word, Short, Float	Read/Write
PID.1.D	Boolean, Byte, Word, Short, Float	Read/Write
PID.1.I	Boolean, Byte, Word, Short, Float	Read/Write
PID.1.MR	Boolean, Byte, Word, Short, Float	Read/Write
PID.1.P	Boolean, Byte, Word, Short, Float	Read/Write
PID.1.RP	Boolean, Byte, Word, Short, Float	Read/Write
PID.2.D	Boolean, Byte, Word, Short, Float	Read/Write
PID.2.I	Boolean, Byte, Word, Short, Float	Read/Write
PID.2.MR	Boolean, Byte, Word, Short, Float	Read/Write
PID.2.P	Boolean, Byte, Word, Short, Float	Read/Write
PID.2.RP	Boolean, Byte, Word, Short, Float	Read/Write
PID.3.D	Boolean, Byte, Word, Short, Float	Read/Write
PID.3.I	Boolean, Byte, Word, Short, Float	Read/Write
PID.3.MR	Boolean, Byte, Word, Short, Float	Read/Write
PID.3.P	Boolean, Byte, Word, Short, Float	Read/Write
PID.4.D	Boolean, Byte, Word, Short, Float	Read/Write
PID.4.I	Boolean, Byte, Word, Short, Float	Read/Write
PID.4.MR	Boolean, Byte, Word, Short, Float	Read/Write
PID.4.P	Boolean, Byte, Word, Short, Float	Read/Write

Process Parameters Addressing for UP350

The driver supports the following Process parameters addresses for UP350. The default data type for each address type is shown in **bold**.

Address Format	Data Types	Access
PROCESS.ADERROR	Boolean, Byte, Word , Short, Float	Read Only

Address Format	Data Types	Access
PROCESS.ADV	Boolean, Byte, Word , Short, Float	Read/Write
PROCESS.CSP	Boolean, Byte, Word, Short, Float	Read Only
PROCESS.ERROR	Boolean, Byte, Word , Short, Float	Read Only
PROCESS.HOLD	Boolean, Byte, Word , Short, Float	Read/Write
PROCESS.HOLDSP	Boolean, Byte, Word , Short, Float	Read/Write
PROCESS.HOLDTM	Boolean, Byte, Word , Short, Float	Read/Write
PROCESS.MOD	Boolean, Byte, Word , Short, Float	Read Only
PROCESS.OUT	Boolean, Byte, Word, Short, Float	Read Only
PROCESS.PARAERR	Boolean, Byte, Word , Short, Float	Read Only
PROCESS.PIDNO	Boolean, Byte, Word , Short, Float	Read Only
PROCESS.PV	Boolean, Byte, Word, Short, Float	Read Only
PROCESS.PVE	Boolean, Byte, Word , Short, Float	Read Only
PROCESS.R/P1/P2	Boolean, Byte, Word , Short, Float	Read/Write
PROCESS.SEGNO	Boolean, Byte, Word , Short, Float	Read Only
PROCESS.TIME	Boolean, Byte, Word , Short, Float	Read Only

Setup Parameters Addressing for UP350

The driver supports the following Setup parameters addresses for UP350. The default data type for each address type is shown in **bold**.

Address Format	Data Types	Access
SETUP.AR	Boolean, Byte, Word, Short, Float	Read Only
SETUP.C.MD	Boolean, Byte, Word, Short, Float	Read/Write
SETUP.C.S1	Boolean, Byte, Word, Short, Float	Read/Write
SETUP.C.S2	Boolean, Byte, Word, Short, Float	Read/Write
SETUP.C.S3	Boolean, Byte, Word, Short, Float	Read/Write
SETUP.C.S4	Boolean, Byte, Word, Short, Float	Read/Write
SETUP.DIS	Boolean, Byte, Word, Short, Float	Read/Write
SETUP.HY1	Boolean, Byte, Word, Short, Float	Read/Write
SETUP.HY2	Boolean, Byte, Word, Short, Float	Read/Write
SETUP.LOCK	Boolean, Byte, Word, Short, Float	Read Only
SETUP.PO	Boolean, Byte, Word, Short, Float	Read/Write
SETUP.RET	Boolean, Byte, Word, Short, Float	Read/Write
SETUP.RTH	Boolean, Byte, Word, Short, Float	Read/Write
SETUP.RTL	Boolean, Byte, Word, Short, Float	Read/Write
SETUP.SEG.T	Boolean, Byte, Word , Short, Float	Read/Write
SETUP.TMU	Boolean, Byte, Word, Short, Float	Read/Write

Communication Parameters Addressing for UP350

The driver supports the following Communication properties addresses for UP350. The default data type for each address type is shown in **bold**.

Address Format	Data Types	Access
COMM.ADR	Boolean, Byte, Word, Short, Float	Read/Write
COMM.BPS	Boolean, Byte, Word, Short, Float	Read/Write
COMM.DLN	Boolean, Byte, Word, Short, Float	Read/Write
COMM.PRI	Boolean, Byte, Word, Short, Float	Read/Write
COMM.PSL	Boolean, Byte, Word, Short, Float	Read Only
COMM.RP.T	Boolean, Byte, Word, Short, Float	Read/Write
COMM.STP	Boolean, Byte, Word, Short, Float	Read/Write

Control Output Parameters Addressing for UP350

The driver supports the following Control Output parameters addresses for UP350. The default data type for each address type is shown in **bold**.

Address Format	Data Types	Access
CTRLOUT.CT	Boolean, Byte, Word, Short, Float	Read/Write
CTRLOUT.OT	Boolean, Byte, Word, Short, Float	Read/Write

PV Input Parameters Addressing for UP350

The driver supports the following PV Input parameters addresses for UP350. The default data type for each address type is shown in **bold**.

Address Format	Data Types	Access
PVINP.BSL	Boolean, Byte, Word, Short, Float	Read/Write
PVINP.DP	Boolean, Byte, Word, Short, Float	Read Only
PVINP.IN	Boolean, Byte, Word, Short, Float	Read/Write
PVINP.RH	Boolean, Byte, Word, Short, Float	Read/Write
PVINP.RJC	Boolean, Byte, Word, Short, Float	Read/Write
PVINP.RL	Boolean, Byte, Word, Short, Float	Read/Write
PVINP.SDP	Boolean, Byte, Word, Short, Float	Read/Write
PVINP.SH	Boolean, Byte, Word, Short, Float	Read/Write
PVINP.SL	Boolean, Byte, Word, Short, Float	Read/Write
PVINP.UNI	Boolean, Byte, Word, Short, Float	Read/Write

Status Addressing for UP350

The driver supports Boolean status addresses for UP350.

Address Format	Data Types	Access
MODEL	String	Read Only
STATUS.ADERROR.st	Boolean	Read Only
STATUS.AT.E.st	Boolean	Read Only
STATUS.AT.st	Boolean	Read Only
STATUS.CALB.E.st	Boolean	Read Only
STATUS.EEP.E.st	Boolean	Read Only
STATUS.HOLD.st	Boolean	Read Only
STATUS.PARA.E.st	Boolean	Read Only
STATUS.PROG1.st	Boolean	Read Only
STATUS.PROG2.st	Boolean	Read Only
STATUS.PV+over.st	Boolean	Read Only
STATUS.PVBO.st	Boolean	Read Only
STATUS.PVE1.st	Boolean	Read Only
STATUS.PVE2.st	Boolean	Read Only
STATUS.PV-over.st	Boolean	Read Only
STATUS.RESET.st	Boolean	Read Only
STATUS.RJCERR.st	Boolean	Read Only
STATUS.SETUP.st	Boolean	Read Only
STATUS.SYSTEM.E.st	Boolean	Read Only
STATUS.TME.st	Boolean	Read Only
STATUS.WAIT.st	Boolean	Read Only
OFFSTATUS.ADERROR.off	Boolean	Read Only
OFFSTATUS.AT.E.off	Boolean	Read Only
OFFSTATUS.AT.off	Boolean	Read Only
OFFSTATUS.CALB.E.off	Boolean	Read Only
OFFSTATUS.EEP.E.off	Boolean	Read Only
OFFSTATUS.HOLD.off	Boolean	Read Only
OFFSTATUS.PARA.E.off	Boolean	Read Only
OFFSTATUS.PROG1.off	Boolean	Read Only
OFFSTATUS.PROG2.off	Boolean	Read Only
OFFSTATUS.PV+over.off	Boolean	Read Only
OFFSTATUS.PVBO.off	Boolean	Read Only
OFFSTATUS.PVE1.off	Boolean	Read Only
OFFSTATUS.PVE2.off	Boolean	Read Only
OFFSTATUS.PV-over.off	Boolean	Read Only
OFFSTATUS.RESET.off	Boolean	Read Only
OFFSTATUS.RJCERR.off	Boolean	Read Only
OFFSTATUS.SETUP.off	Boolean	Read Only
OFFSTATUS.SYSTEM.E.off	Boolean	Read Only

Address Format	Data Types	Access
OFFSTATUS.TIME.off	Boolean	Read Only
OFFSTATUS.WAIT.off	Boolean	Read Only
ONSTATUS.ADERROR.on	Boolean	Read Only
ONSTATUS.AT.E.on	Boolean	Read Only
ONSTATUS.AT.on	Boolean	Read Only
ONSTATUS.CALB.E.on	Boolean	Read Only
ONSTATUS.EEP.E.on	Boolean	Read Only
ONSTATUS.PARA.E.on	Boolean	Read Only
ONSTATUS.PV+over.on	Boolean	Read Only
ONSTATUS.PVBO.on	Boolean	Read Only
ONSTATUS.PVE1.on	Boolean	Read Only
ONSTATUS.PVE2.on	Boolean	Read Only
ONSTATUS.PV-over.on	Boolean	Read Only
ONSTATUS.RJCERR.on	Boolean	Read Only
ONSTATUS.SETUP.on	Boolean	Read Only
ONSTATUS.SYSTEM.E.on	Boolean	Read Only

Absolute Address Mapping (D0001-D1253) for UT350L

Register to Tag Address Mapping for registers D0001-D1253 are shown below.

● **Note:** Registers missing in the given range are either not applicable for this device model or are not supported.

Register Address	Tag Address
D0001	PROCESS.ADERROR
D0002	PROCESS.ERROR
D0003	PROCESS.PV
D0004	PROCESS.CSP
D0005	PROCESS.OUT
D0008	PROCESS.MOD
D0009	PROCESS.PIDNO
D0012	PROCESS.PVE
D0013	PROCESS.TIME
D0016	PROCESS.SEGNO
D0035	PROCESS.PARAERR
D0208	PROCESS.R/P1/P2
D0209	PROCESS.HOLD
D0210	PROCESS.ADV
D0221	PROCESS.HOLDSP
D0223	PROCESS.HOLDTM

Register Address	Tag Address
D0241	OPRELPARAM.AT
D0242	OPRELPARAM.SC
D0243	OPRELPARAM.BS
D0244	OPRELPARAM.FL
D0254	OPRELPARAM.OH
D0255	OPRELPARAM.OL
D0256	OPRELPARAM.HYS
D0257	OPRELPARAM.DR
D0306	PID.1.P
D0307	PID.1.I
D0308	PID.1.D
D0311	PID.1.MR
D0319	PID.1.RP
D0331	PID.2.P
D0332	PID.2.I
D0333	PID.2.D
D0336	PID.2.MR
D0344	PID.2.RP
D0356	PID.3.P
D0357	PID.3.I
D0358	PID.3.D
D0361	PID.3.MR
D0381	PID.4.P
D0382	PID.4.I
D0383	PID.4.D
D0386	PID.4.MR
D0494	PID.RDV
D0904	SETUP.TMU
D0905	SETUP.SEG.T
D0919	SETUP.HY1
D0920	SETUP.HY2
D0924	SETUP.PO
D0927	SETUP.C.MD
D0928	SETUP.AR
D0932	SETUP.DIS
D1013	SETUP.RET
D1014	SETUP.RTH
D1015	SETUP.RTL
D1036	SETUP.LOCK

Register Address	Tag Address
D1101	SETUP.C.S1
D1102	SETUP.C.S2
D1103	SETUP.C.S3
D1104	SETUP.C.S4
D1201	PVINP.IN
D1202	PVINP.UNI
D1203	PVINP.DP
D1204	PVINP.RH
D1205	PVINP.RL
D1206	PVINP.SDP
D1207	PVINP.SH
D1208	PVINP.SL
D1209	PVINP.BSL
D1210	PVINP.RJC
D1238	CTRLOUT.OT
D1240	CTRLOUT.CT
D1247	COMM.PSL
D1248	COMM.BPS
D1249	COMM.PRI
D1250	COMM.STP
D1251	COMM.DLN
D1252	COMM.ADR
D1253	COMM.RP.T

Absolute Address Mapping (I0001-I0513) for UT350L

Register to Tag Address Mapping for registers I0001-I0513 are shown below.

● **Note:** Registers missing in the given range are either not applicable for this device model or are not supported.

Register Address	Tag Address
I0001	STATUS.ADERROR.st
I0018	STATUS.PVBO.st
I0019	STATUS.RJCERR.st
I0021	STATUS.PV+over.st
I0022	STATUS.PV-over.st
I0031	STATUS.AT.E.st
I0049	STATUS.CALB.E.st
I0055	STATUS.SETUP.st

Register Address	Tag Address
I0057	STATUS.PARA.E.st
I0061	STATUS.EEP.E.st
I0063	STATUS.SYSTEM.E.st
I0073	STATUS.RESET.st
I0074	STATUS.PROG1.st
I0075	STATUS.PROG2.st
I0077	STATUS.HOLD.st
I0078	STATUS.WAIT.st
I0079	STATUS.AT.st
I0113	STATUS.PVE1.st
I0114	STATUS.PVE2.st
I0129	STATUS.TME.st
I0193	ONSTATUS.ADERROR.on
I0210	ONSTATUS.PVBO.on
I0211	ONSTATUS.RJCERR.on
I0213	ONSTATUS.PV+over.on
I0214	ONSTATUS.PV-over.on
I0223	ONSTATUS.AT.E.on
I0241	ONSTATUS.CALB.E.on
I0247	ONSTATUS.SETUP.on
I0249	ONSTATUS.PARA.E.on
I0253	ONSTATUS.EEP.E.on
I0255	ONSTATUS.SYSTEM.E.on
I0271	ONSTATUS.AT.on
I0305	ONSTATUS.PVE1.on
I0306	ONSTATUS.PVE2.on
I0385	OFFSTATUS.ADERROR.off
I0402	OFFSTATUS.PVBO.off
I0403	OFFSTATUS.RJCERR.off
I0405	OFFSTATUS.PV+over.off
I0406	OFFSTATUS.PV-over.off
I0415	OFFSTATUS.AT.E.off
I0433	OFFSTATUS.CALB.E.off
I0439	OFFSTATUS.SETUP.off
I0441	OFFSTATUS.PARA.E.off
I0445	OFFSTATUS.EEP.E.off
I0447	OFFSTATUS.SYSTEM.E.off
I0457	OFFSTATUS.RESET.off
I0458	OFFSTATUS.PROG1.off

Register Address	Tag Address
I0459	OFFSTATUS.PROG2.off
I0461	OFFSTATUS.HOLD.off
I0462	OFFSTATUS.WAIT.off
I0463	OFFSTATUS.AT.off
I0497	OFFSTATUS.PVE1.off
I0498	OFFSTATUS.PVE2.off
I0513	OFFSTATUS.TIME.off

Error Descriptions

The following error / warning messages may be generated. Click on the link for a description of the message.

Address Validation

[Missing address](#)

[Device address <address> contains a syntax error](#)

[Address <address> is out of range for the specified device or register](#)

[Data Type <type> is not valid for device address <address>](#)

[Device address <address> is Read Only](#)

Serial Communications

[COMn does not exist](#)

[Error opening COMn](#)

[COMn is in use by another application](#)

[Unable to set comm properties on COMn](#)

[Communications error on <channel name> \[<error mask>\]](#)

Device Status Messages

[Device <device name> is not responding](#)

[Unable to write to <address> on device <device name>](#)

PCLink Specific Errors

[Unable to read absolute address <start address> to <last address> from device <device number>. EC1 = <Error Code. See Help File for absolute addressing](#)

[Failed to read tag <tag address> for device <Device ID>. Device returned EC1 = <Error Code>](#)

[Frame received for absolute address <tag address> to <tag address> for device <Device ID> had checksum error](#)

[Frame received for tag <tag address> for device <Device ID> had checksum error](#)

Missing address

Error Type:

Warning

Possible Cause:

A tag address that has been specified dynamically has no length.

Solution:

Re-enter the address in the client application.

Device address <address> contains a syntax error

Error Type:

Warning

Possible Cause:

A tag address that has been specified dynamically contains one or more invalid characters.

Solution:

Re-enter the address in the client application.

Address <address> is out of range for the specified device or register

Error Type:

Warning

Possible Cause:

A tag address that has been specified dynamically references a location that is beyond the range of supported locations for the device.

Solution:

Verify that the address is correct; if it is not, re-enter it in the client application.

Data Type <type> is not valid for device address <address>

Error Type:

Warning

Possible Cause:

A tag address that has been specified dynamically has been assigned an invalid data type.

Solution:

Modify the requested data type in the client application.

Device address <address> is Read Only

Error Type:

Warning

Possible Cause:

A tag address that has been specified dynamically has a requested access mode that is not compatible with what the device supports for that address.

Solution:

Change the access mode in the client application.

COMn does not exist

Error Type:

Fatal

Possible Cause:

The specified COM port is not present on the target computer.

Solution:

Verify that the proper COM port has been selected.

Error opening COMn

Error Type:

Fatal

Possible Cause:

The specified COM port could not be opened due to an internal hardware or software problem on the target computer.

Solution:

Verify that the COM port is functional and may be accessed by other Windows applications.

COMn is in use by another application

Error Type:

Fatal

Possible Cause:

The serial port assigned to a device is being used by another application.

Solution:

1. Verify that the correct port has been assigned to the channel.
2. Verify that only one copy of the current project is running.

Unable to set comm properties on COMn

Error Type:

Fatal

Possible Cause:

The serial properties for the specified COM port are not valid.

Solution:

Verify the serial properties and make any necessary changes.

Communications error on <channel name> [<error mask>]

Error Type:

Serious

Error Mask Definitions:

B = Hardware break detected.

F = Framing error.

E = I/O error.

O = Character buffer overrun.

R = RX buffer overrun.

P = Received byte parity error.

T = TX buffer full.

Possible Cause:

1. The serial connection between the device and the Host PC is bad.
2. The communications properties for the serial connection are incorrect.

Solution:

1. Verify the cabling between the PC and the PLC device.
2. Verify that the specified communications properties match those of the device.

Device <device name> is not responding

Error Type:

Serious

Possible Cause:

1. The connection between the device and the Host PC is broken.
2. The IP address assigned to the device is incorrect.
3. The connection cannot be established in the specified timeout period.
4. The response cannot be received in the specified timeout period.
5. The Checksum property in the Device Properties may differ from that in the device.
6. The response from the device took longer to receive than the amount of time specified in the "Request Timeout" device property.

Solution:

1. Verify the cabling between the PC and the PLC device.
2. Verify the IP address given to the named device matches that of the actual device.
3. Increase the Connect Timeout value in the Timeout page of Device Properties.
4. Increase the Request Timeout value in the Timeout page of Device Properties.
5. Verify that the checksum properties of the device and Device Properties matches with each other.
6. Increase the Request Timeout property value so that the entire response can be handled.

Unable to write to <address> on device <device name>

Error Type:

Serious

Possible Cause:

1. The connection between the device and the Host PC is broken.
2. The named device may have been assigned an incorrect IP address.
3. The address specified may be Read Only or may not exist in the current device.

Solution:

1. Verify the cabling between the PC and the PLC device.
2. Verify the IP address given to the named device matches that of the actual device.
3. Check address availability for the device.

Unable to read absolute address <start address> to <last address> from device <Device ID>. EC1 = <error code>

Error Type:

Warning

Possible Cause:

1. The command does not exist (EC1 = 02).
2. Specified register number does not exist (EC1 = 03).
3. Register address may be out of range or a value too high was used when writing to a tag (EC1 = 04).
4. The request size (Number of Words per Request) may be too high (EC1 = 05).
5. Parameter Error (EC1 = 08).
6. Checksum Error (EC1 = 42).
7. Internal buffer overflow (EC1 = 43).
8. Timeout between received character (EC1 = 44).

Solution:

1. Verify the tag address. Make sure the appropriate device is connected.
Make sure the Checksum properties in the Device Properties matches with the Device Settings.
2. Verify the tag address and make sure the appropriate device is connected.
3. There may have been an interruption in communication. Verify the communication setup: if it is good, the driver should recover by itself.
4. The device may be receiving too many requests too frequently. Change the tags scan rates.
5. Verify communication setup and check the time-out settings in the Device Properties. If needed, increase the requested time-out value.

Failed to read tag <tag address> for device <Device ID>. Device returned EC1 = <error code>

Error Type:

Warning

Possible Cause:

1. The command does not exist (EC1 = 02).
2. Specified register number does not exist (EC1 = 03).
3. Register address may be out of range or a value too high was used when writing to a tag (EC1 = 04).
4. The request size (Number of Words per Request) may be too high (EC1 = 05).
5. Parameter Error (EC1 = 08).
6. Checksum Error (EC1 = 42).
7. Internal buffer overflow (EC1 = 43).
8. Timeout between received character (EC1 = 44).

Solution:

1. Verify the tag address. Make sure that the appropriate device is connected.
2. Verify the tag address and make sure the appropriate device is connected.
3. There may have been an interruption in communication. Verify the communication setup: if it is good, the driver should recover by itself.
4. The device may be receiving too many requests too frequently. Change the tag scan rates.
5. Verify communication setup and check the time-out settings in the Device Properties. If needed, increase the requested time-out value.

Frame received for absolute address <tag address> to <tag address> for device <Device ID> had checksum error

Error Type:

Warning

Possible Cause:

A possible communication error may have occurred.

Solution:

Verify the communication settings. If the problem persists, contact the vendor.

Frame received for tag <tag address> for device <Device ID> had checksum error

Error Type:

Warning

Possible Cause:

A possible communication error may have occurred.

Solution:

1. Verify communication settings. If the problem persists, contact the vendor.
2. Verify that the checksum setting in the device matches with that of the Device Properties.

Index

A

- Absolute Address Mapping (D0000-D0300) for UT750 64
- Absolute Address Mapping (D0001-D0300) for UP550 353
- Absolute Address Mapping (D0001-D0300) for UP750 129
- Absolute Address Mapping (D0001-D0300) for US1000 193
- Absolute Address Mapping (D0001-D0300) for UT550/UT520 306
- Absolute Address Mapping (D0001-D0301) for UT350/UT320 165
- Absolute Address Mapping (D0001-D0306) for UT150L 224
- Absolute Address Mapping (D0001-D0312) for UT130/UT150/UT152/UT155/UP150 218
- Absolute Address Mapping (D0001-D1253) for UT350L 239, 379
- Absolute Address Mapping (D0001-D1254) for UT420/UT450 251, 271
- Absolute Address Mapping (D0001 - D1253) for UT351 232
- Absolute Address Mapping (D0301 - D0700) 66
- Absolute Address Mapping (D0301 - D0700) for UP550 355
- Absolute Address Mapping (D0301 - D0700) for UP750 131
- Absolute Address Mapping (D0301 - D0700) for US1000 194
- Absolute Address Mapping (D0301 - D0700) for UT520/UT550 308
- Absolute Address Mapping (D0301 - D1253) for UT350 166
- Absolute Address Mapping (D0700 - D1100) 75
- Absolute Address Mapping (D0701 - D1100) for UP750 138
- Absolute Address Mapping (D0701 - D1100) for UT550/UT520 317
- Absolute Address Mapping (D0701 - D1300) for UP550 362
- Absolute Address Mapping (D0901 - D1300) for US1000 203
- Absolute Address Mapping (D1100 - D1300) 79
- Absolute Address Mapping (D1101 - D1300) for UP750 141
- Absolute Address Mapping (D1101 - D1300) for UT550/UT520 320
- Absolute Address Mapping (D1301 - D1700) 82
- Absolute Address Mapping (D1301 - D1710) for UP750 144
- Absolute Address Mapping (I0001-I0051) for UT150L 225
- Absolute Address Mapping (I0001-I0701) for UT750 89
- Absolute Address Mapping (I0001 - I0051) for UT150/UT130/UT152/UT155/UP150 220
- Absolute Address Mapping (I0001 - I0098) for UT350L 241
- Absolute Address Mapping (I0001 - I0486) for UT350 168
- Absolute Address Mapping (I0001 - I0486) for UT351 235
- Absolute Address Mapping (I0001 - I0513) for UP350 381

Absolute Address Mapping (I0001 - I0701) for UT550/UT520 324
Absolute Address Mapping (I0001 - I0714) for UP550 368
Absolute Address Mapping (I0001 - I0714) for UP750 151
Absolute Address Mapping (I0001 - I0768) for US1000 208
Absolute Addressing Mapping (I0001 - I0693) for UT420 258, 278
Address <address> is out of range for the specified device or register 385
Address Descriptions 29
Allow Sub Groups 24
ALRMST.ALM11.st 349
ALRMST.ALM12.st 349
ALRMST.ALM13.st 349
ALRMST.ALM14.st 349
ALRMST.ALM21.st 349
ALRMST.ALM22.st 349
ALRMST.ALM23.st 349
ALRMST.ALM24.st 349
ALRMST.OR1.st 349
ALRMST.OR2.st 349
Attempts Before Timeout 21
Auto-Demotion 22
Auto-Dial 14
Automatic Tag Database Generation 24

B

Baud Rate 13
Bool 348
Boolean 28
Broadcasting 27
Byte 28

C

Channel Assignment 16
Channel Properties — Advanced 15
Channel Properties — General 10
Channel Properties — Serial Communications 12
Channel Properties — Write Optimizations 14

Checksum 25
Close Idle Connection 13-14
COM ID 13
COM Port 12
Communication Parameter Addressing for UT350/UT320 162
Communication Parameters Addressing for UT351 229
Communication Parameters Addressing for UP350 377
Communication Parameters Addressing for UT350L 238
Communications error on <channel name> [<error mask>] 386
Communications error on COMn 386
Communications Timeouts 21
COMn does not exist 385
COMn is in use by another application 386
Configuration Parameters Addressing for UP550 330
Configuration Parameters Addressing for UP750 97
Configuration Parameters Addressing for US1000 170
Configuration Parameters Addressing for UT520/UT550 281
Configuration Parameters Addressing for UT750 31
Connect Timeout 14, 21
Connection Type 12
Control Mode Addressing for UP750 99
Control Mode Parameter Addressing for US1000 171
Control Mode Parameters Addressing for UP550 331
Control Mode Parameters Addressing for UT520/UT550 283
Control Mode Parameters Addressing for UT750 33
Control Output Parameters Addressing for UP350 377
Control Output Parameters Addressing for UT350/UT320 162
Control Output Parameters Addressing for UT351 230
Control Parameter Addressing for UP750 108
Control Parameters Addressing for UP550 337
Control Parameters Addressing for UT520/UT550 288
Control Parameters Addressing for UT750 42
Create 24

D

Data Bits 13
Data Collection 17
Data Type <type> is not valid for device address <address> 385

Data Types Description 28
Default Data Types for Devices Supporting PCLink Protocol 28
Delete 23
Demote on Failure 22
Demotion Period 22
Device <device name> is not responding 387
Device address <address> contains a syntax error 384
Device address <address> is Read Only 385
Device Configuration Parameters 18
Device ID 18
Device Properties — Auto-Demotion 22
Device Properties — General 16
Device Properties — Redundancy 25
Device Properties — Tag Generation 22
Device Properties — Timing 20
Device Setup for PCLink Series 19
Device Setup for UT37 Series 18
Diagnostics 10
Discard Requests when Demoted 22
Do Not Scan, Demand Poll Only 20
Driver 16
Drop 13
DTR 13
Duty Cycle 15

E

Error Descriptions 384
Error opening COMn 386
Error Status Addressing for UP550 334
Error Status Addressing for UP750 101
Error Status Addressing for UT520/UT550 299
Error Status Addressing for UT750 35
Ethernet Encap. 12
Ethernet Settings 13

F

Failed to read block from <loc> to <loc> for device <device ID> 388

Failed to read tag <tag address> for device <Device ID>. Device returned EC1 = <error code> 389

Float 28

Flow Control 13

Frame received for absolute address <tag address> to <tag address> for device <Device ID> had checksum error 389

Frame received for tag <tag address> for device <Device ID> had checksum error 389

G

General 16

Generate 23

I

ID 17

Identification 10, 16

Idle Time to Close 13-14

Initial Updates from Cache 20

Input Block Addressing for UP750 102

Input Block Addressing for UT750 37

Inter-Device Delay 16

L

L1 and L2 Mode Parameters Addressing for UP550 335

L1 and L2 Mode Parameters Addressing for UT520/UT550 286

Linearizer Register Addressing for UP750 106

Linearizer Register Addressing for UT750 41

Linearizer Registers Addressing for UP550 336

Linearizer Registers Addressing for UT520/UT550 286

Loop Function Parameter Addressing for UP750 100

Loop Mode Status Addressing for UP750 106

Loop Mode Status Addressing for UT750 40

Loop Parameter Addressing for UT750 35

Loop Parameters Addressing for UP550 333

Loop Parameters Addressing for UT520/UT550 285

M

Missing address 384

Model 16

MODEL 348

Modem 12, 14

Modem Settings 14

N

Name 16

Network 9

Network Adapter 14

Non-Normalized Float Handling 15

None 12

O

OFFSTATUS.A/M1.off 349

OFFSTATUS.A/M2.off 349

OFFSTATUS.AD1BO.off 349

OFFSTATUS.AD1ERR.off 349

OFFSTATUS.AD2BO.off 349

OFFSTATUS.AD2ERR.off 349

OFFSTATUS.AD3BO.off 349

OFFSTATUS.AD3ERR.off 349

OFFSTATUS.ALM11.off 349

OFFSTATUS.ALM12.off 349

OFFSTATUS.ALM13.off 349

OFFSTATUS.ALM14.off 349

OFFSTATUS.ALM21.off 349

OFFSTATUS.ALM22.off 349

OFFSTATUS.ALM23.off 349

OFFSTATUS.ALM24.off 349

OFFSTATUS.AT1.off 349

OFFSTATUS.AT1ERR.off 349

OFFSTATUS.AT2.off 349
OFFSTATUS.AT2ERR.off 349
OFFSTATUS.AUT.off 349
OFFSTATUS.C.RSP1ADC.off 349
OFFSTATUS.C.RSP1BO.off 349
OFFSTATUS.C.RSP2ADC.off 350
OFFSTATUS.C.RSP2BO.off 350
OFFSTATUS.CALB.E.off 350
OFFSTATUS.CAS.off 350
OFFSTATUS.DI1.off 350
OFFSTATUS.DI2.off 350
OFFSTATUS.DI3.off 350
OFFSTATUS.DI4.off 350
OFFSTATUS.DI5.off 350
OFFSTATUS.DI6.off 350
OFFSTATUS.DI7.off 350
OFFSTATUS.DI8.off 350
OFFSTATUS.EEP.E.off 350
OFFSTATUS.MAN.off 350
OFFSTATUS.MODE.E.off 350
OFFSTATUS.OR1.off 350
OFFSTATUS.OR2.off 350
OFFSTATUS.PARA.E.off 350
OFFSTATUS.PV1-over.off 350
OFFSTATUS.PV1+over.off 350
OFFSTATUS.PV1ADC.off 350
OFFSTATUS.PV1BO.off 350
OFFSTATUS.PV2-over.off 350
OFFSTATUS.PV2+over.off 350
OFFSTATUS.PV2ADC.off 350
OFFSTATUS.PV2BO.off 350
OFFSTATUS.R/L.off 350
OFFSTATUS.R/L2.off 350
OFFSTATUS.R/S.off 350
OFFSTATUS.RANGE.off 350
OFFSTATUS.RJC1ERR.off 350
OFFSTATUS.RJC2ERR.off 350
OFFSTATUS.RSP1ADC.off 350
OFFSTATUS.RSP1BO.off 350

OFFSTATUS.RSP2ADC.off 350
OFFSTATUS.RSP2BO.off 350
OFFSTATUS.SETUP.off 350
OFFSTATUS.SYSTEM.E.off 350
OFFSTATUS.USER.E.off 350
OFFSTATUS.UTMD.off 350
OFFSTATUS.VLV.ATERR.off 351
OFFSTATUS.VLV.BOUT.off 351
On Device Startup 23
On Duplicate Tag 23
On Property Change 23
ONSTATUS.A/M1.on 351
ONSTATUS.A/M2.on 351
ONSTATUS.AD1BO.on 351
ONSTATUS.AD1ERR.on 351
ONSTATUS.AD3BO.on 351
ONSTATUS.AD3ERR.on 351
ONSTATUS.ALM11.on 351
ONSTATUS.ALM12.on 351
ONSTATUS.ALM13.on 351
ONSTATUS.ALM14.on 351
ONSTATUS.ALM21.on 351
ONSTATUS.ALM22.on 351
ONSTATUS.ALM23.on 351
ONSTATUS.ALM24.on 351
ONSTATUS.AT1.on 351
ONSTATUS.AT1ERR.on 351
ONSTATUS.AT2.on 351
ONSTATUS.AT2ERR.on 351
ONSTATUS.AUT.on 351
ONSTATUS.C.RSP1ADC.on 351
ONSTATUS.C.RSP1BO.on 351
ONSTATUS.C.RSP2ADC.on 351
ONSTATUS.C.RSP2BO.on 351
ONSTATUS.CALB.E.on 351
ONSTATUS.CAS.on 351
ONSTATUS.DI1.on 351
ONSTATUS.DI2.on 351
ONSTATUS.DI3.on 351

ONSTATUS.DI4.on 351
ONSTATUS.DI5.on 351
ONSTATUS.DI6.on 351
ONSTATUS.DI7.on 351
ONSTATUS.DI8.on 351
ONSTATUS.EEP.E.on 351
ONSTATUS.MAN.on 351
ONSTATUS.MODE.E.on 351
ONSTATUS.OR1.on 351
ONSTATUS.OR2.on 351
ONSTATUS.PARA.E.on 352
ONSTATUS.PV1-over.on 352
ONSTATUS.PV1+over.on 352
ONSTATUS.PV1ADC.on 352
ONSTATUS.PV1BO.on 352
ONSTATUS.PV2-over.on 352
ONSTATUS.PV2+over.on 352
ONSTATUS.PV2ADC.on 352
ONSTATUS.PV2BO.on 352
ONSTATUS.R/L.on 352
ONSTATUS.R/L2.on 352
ONSTATUS.RANGE.on 352
ONSTATUS.RJC1ERR.on 352
ONSTATUS.RJC2ERR.on 352
ONSTATUS.RS.on 352
ONSTATUS.RSP1ADC.on 352
ONSTATUS.RSP1BO.on 352
ONSTATUS.RSP2ADC.on 352
ONSTATUS.RSP2BO.on 352
ONSTATUS.SETUP.on 352
ONSTATUS.SYSTEM.E.on 352
ONSTATUS.USER.E.on 352
ONSTATUS.UTMD.on 352
ONSTATUS.VLV.ATERR.on 352
ONSTATUS.VLV.BOUT.on 352
OP Mode Parameter Addressing for UP550 339
OP Mode Parameter Addressing for UP750 109
OP Mode Parameter Addressing for UT350/UT320 162
OP Mode Parameter Addressing for UT520-UT550 290

OP Mode Parameters Addressing for UT351 226
OP Parameter Addressing for UT750 43
OP Related Parameter Addressing for UP550 339
OP Related Parameter Addressing for UP750 110
OP Related Parameter Addressing for US1000 174
OP Related Parameter Addressing for UT350/UT320 163
OP Related Parameter Addressing for UT520/UT550 289
OP Related Parameter Addressing for UT750 44
OP Related Parameters Addressing for UP350 374
OP Related Parameters Addressing for UT350L 237
OP Related Parameters Addressing for UT351 226
OP Related Parameters Addressing for UT420 241
OP Related Parameters Addressing for UT450 261
Operating Mode 17
Operation with no Communications 14
Operational Behavior 13
Optimization Method 14
Output Block Addressing for UP750 110
Output Block Addressing for UT750 45
Overview 8
Overwrite 24

P

Parent Group 24
Parity 13
Physical Medium 12
PID Parameter Addressing for US1000 175
PID Parameters Addressing for UP350 375
PID Parameters Addressing for UP520 340
PID Parameters Addressing for UP750 114
PID Parameters Addressing for UT350/UT320 159
PID Parameters Addressing for UT350L 237
PID Parameters Addressing for UT351 227
PID Parameters Addressing for UT520/UT550 290
PID Parameters Addressing for UT750 48
Poll Delay 13
Process Parameters Addressing for UT450 266
Process Parameters Addressing for for UT130/UT150/UT152/UT155/UP150 215

Process Parameters Addressing for UP350	375
Process Parameters Addressing for UP550	346
Process Parameters Addressing for UP750	127
Process Parameters Addressing for US1000	183
Process Parameters Addressing for UT150L	221
Process Parameters Addressing for UT350/UT320	164
Process Parameters Addressing for UT350L	237
Process Parameters Addressing for UT351	228
Process Parameters Addressing for UT420	245
Process Parameters Addressing for UT520/UT550	305
Process Parameters Addressing for UT750	57
PV Input Parameters Addressing for UP350	377
PV Input Parameters Addressing for UT350/UT320	163
PV Input Parameters Addressing for UT350L	238
PV Input Parameters Addressing for UT351	230
PV Input Parameters Addressing for UT420	247
PV Input Parameters Addressing for UT450	267

R

Raise	13
Read Processing	14
Redundancy	25
Replace with Zero	15
Report Communication Errors	13-14
Request Size in PCLink Supported Models	25
Request Timeout	21
Respect Tag-Specified Scan Rate	20
RO	348
RS-485	13
RTS	13

S

Scan Mode	20
Serial Communications	12
Serial Port Settings	12
Setup Parameter Addressing for US1000	184

Setup Parameters Addressing for UP350 376
Setup Parameters Addressing for UT350/UT320 164
Setup Parameters Addressing for UT350L 238
Setup Parameters Addressing for UT351 228
Setup Parameters Addressing for UT420 246
Setup Parameters Addressing for UT450 265
Shared 12
Simulated 17
Special Data Handling 25
Status Addressing for UP350 377
Status Addressing for UP550 348
Status Addressing for UP750 121
Status Addressing for US1000 185
Status Addressing for UT130/UT150/UT152/UT155/UP150 217
Status Addressing for UT150L 222
Status Addressing for UT350/UT320 160
Status Addressing for UT350L 239
Status Addressing for UT351 230
Status Addressing for UT420 248
Status Addressing for UT450 268
Status Addressing for UT520/UT550 300
Status Addressing for UT750 58
STATUS.ALO11.st 348
STATUS.ALO12.st 348
STATUS.ALO13.st 348
STATUS.ALO14.st 348
STATUS.AT2.st 348
STATUS.AUT/MAN.st 348
STATUS.DEV1-.st 348
STATUS.DEV1+.st 348
STATUS.DEV1Z.st 348
STATUS.DEV2-.st 348
STATUS.DEV2+.st 348
STATUS.DEV2Z.st 348
STATUS.DI1.st 348
STATUS.DI2.st 348
STATUS.DI3.st 348
STATUS.DI4.st 348
STATUS.DI5.st 348

STATUS.DI6.st 348
STATUS.DI7.st 348
STATUS.DI8.st 348
STATUS.HOLD.st 348
STATUS.LOCAL.st 348
STATUS.LP2.st 348
STATUS.PIDNO1.0.st 348
STATUS.PIDNO1.1.st 348
STATUS.PIDNO1.2.st 348
STATUS.PIDNO1.3.st 352
STATUS.PIDNO2.0.st 348
STATUS.PIDNO2.1.st 352
STATUS.PIDNO2.2.st 352
STATUS.PIDNO2.3.st 352
STATUS.PROG.st 348
STATUS.PTNO.0.st 352
STATUS.PTNO.1.st 352
STATUS.PTNO.2.st 352
STATUS.PTNO.3.st 352
STATUS.PTNO.4.st 352
STATUS.PTNO.5.st 352
STATUS.PTNO.6.st 352
STATUS.PTNO.7.st 352
STATUS.PTNO.8.st 352
STATUS.PV01.st 348
STATUS.PV02.st 348
STATUS.PV03.st 348
STATUS.PV04.st 348
STATUS.PV05.st 349
STATUS.PV06.st 349
STATUS.PV07.st 349
STATUS.PV08.st 349
STATUS.REMLCL2.st 349
STATUS.RESET.st 349
STATUS.WAIT.st 349
Stop Bits 13
String 28
Supported Yokogawa PCLink Devices 19
Supported Yokogawa UT37 Series Devices 18

T

Tag Counts 11, 17

Tag Generation 22

Timeouts to Demote 22

Timing 20

U

Unable to set comm properties on COMn 386

Unable to write tag <address> on device <device name> 387

Unmodified 15

UP27 Addressing 31

User Area Parameter Addressing for UT130/UT150/UT152/UT155/UP150 217

User Area Parameter Addressing for UT150L 223

UT37 Addressing 30

UT38 Addressing 30

W

Word 28

Words/Request 25

Write All Values for All Tags 15

Write Only Latest Value for All Tags 15

Write Only Latest Value for Non-Boolean Tags 15